NATIONAL BUSINESS AND TECHNICAL EXAMINATIONS BOARD (NABTEB)

NATIONAL HEADQUARTERS, IKPOBA HILL, P.M.B 1747, BENIN CITY, EDO STATE, NIGERIA



CANDIDATES' ENROLMENT AND PERFORMANCE IN NABTEB 2008-2018 MAY/JUNE NBC/NTC, NOVEMBER/DECEMBER NBC/NTC AND ANBC/ANTC, MODULAR TRADE CERTIFICATE AND NATIONAL COMMON ENTRANCE EXAMINATIONS

TABLE OF CONTENTS

CONTENTS	PAGE(S)
TABLE OF CONTENTS	ii-xi
TRADE BY GENDER ENROLMENT STATISTICS FOR 2008 MAY/JUNE NBC/NTC EXAMINATIONS AND GRAPHICAL REPRESENTATION OF TRADE BY GENDER ENROLMENT STATISTICS FOR 2008 MAY/JUNE NBC/NTC EXAMINATIONS	1-2
STATE BY GENDER ENROLMENT STATISTICS FOR 2008 MAY/JUNE NBC/NTC EXAMINATIONS AND GRAPHICAL REPRESENTATION OF STATE BY GENDER ENROLMENT STATISTICS FOR 2008 MAY/JUNE NBC/NTC EXAMINATIONS	3-4
STATISTICS OF CANDIDATES WITH 5 CREDITS AND ABOVE INCLUDING ENGLISH LANGUAGE AND MATHEMATICS IN 2008 MAY/JUNE NBC/NTC EXAMINATIONS AND GRAPHICAL REPRESENTATION OF CANDIDATES WITH 5 CREDITS AND ABOVE INCLUDING ENGLISH LANGUAGE AND MATHEMATICS IN 2008 MAY/JUNE NBC/NTC EXAMINATIONS	5-6
STATISTICS OF CANDIDATES WITH 5 CREDITS AND ABOVE WITH OR WITHOUT ENGLISH LANGUAGE AND MATHEMATICS IN 2008 MAY/JUNE NBC/NTC EXAMINATIONS AND GRAPHICAL REPRESENTATION OF CANDIDATES WITH 5 CREDITS AND ABOVE WITH OR WITHOUT ENGLISH LANGUAGE AND MATHEMATICS IN 2008 MAY/JUNE NBC/NTC EXAMINATIONS	7-8
TRADE BY GENDER ENROLMENT STATISTICS FOR 2008 NOVEMBER/DECEMBER NBC/NTC AND ANBC/ANTC EXAMINATIONS AND TRADE BY GENDER ENROLMENT STATISTICS FOR 2008 NOVEMBER/DECEMBER NBC/NTC AND ANBC/ANTC EXAMINATIONS	9-12
STATE BY GENDER ENROLMENT STATISTICS FOR 2008 NOVEMBER/DECEMBER NBC/NTC AND ANBC/ANTC EXAMINATIONS AND GRAPHICAL REPRESENTATION OF STATE BY GENDER ENROLMENT STATISTICS FOR 2008 NOVEMBER/DECEMBER NBC/NTC AND ANBC/ANTC EXAMINATIONS	13-14
TRADE BY GENDER ENROLMENT STATISTICS FOR 2009 MAY/JUNE NBC/NTC AND ANBC/ANTC EXAMINATIONS AND GRAPHICAL REPRESENTATION OF TRADE BY GENDER ENROLMENT STATISTICS FOR 2009 MAY/JUNE NBC/NTC AND ANBC/ANTC EXAMINATIONS	15-16
STATE BY GENDER ENROLMENT STATISTICS FOR 2009 MAY/JUNE NBC/NTC EXAMINATIONS AND GRAPHICAL REPRESENTATION OF STATE BY GENDER ENROLMENT STATISTICS FOR 2009 MAY/JUNE NBC/NTC EXAMINATIONS	17-18
STATISTICS OF CANDIDATES WITH 5 CREDITS AND ABOVE INCLUDING ENGLISH LANGUAGE AND MATHEMATICS IN 2009 MAY/JUNE NBC/NTC EXAMINATIONS AND GRAPHICAL REPRESENTATION OF OF CANDIDATES WITH 5 CREDITS AND ABOVE INCLUDING ENGLISH LANGUAGE AND MATHEMATICS IN 2009 MAY/JUNE NBC/NTC EXAMINATIONS	19-20

STATISTICS OF CANDIDATES WITH 5 CREDITS AND ABOVE WITH OR WITHOUT ENGLISH LANGUAGE AND MATHEMATICS IN 2009 MAY/JUNE NBC/NTC EXAMINATIONS AND GRAPHICAL OF REPRESENTATION OF CANDIDATES WITH 5 CREDITS AND ABOVE WITH OR WITHOUT ENGLISH LANGUAGE AND MATHEMATICS IN 2009 MAY/JUNE NBC/NTC EXAMINATIONS	21-22
TRADE BY GENDER ENROLMENT STATISTICS FOR 2009 NOVEMBER/DECEMBER NBC/NTC AND ANBC/ANTC EXAMINATIONS AND TRADE BY GENDER ENROLMENT STATISTICS FOR 2009 NOVEMBER/DECEMBER NBC/NTC AND ANBC/ANTC EXAMINATIONS	23-26
STATE BY GENDER ENROLMENT STATISTICS FOR 2009 NOVEMBER/DECEMBER NBC/NTC AND ANBC/ANTC EXAMINATIONS AND GRAPHICAL REPRESENTATION OF STATE BY GENDER ENROLMENT STATISTICS FOR 2009 NOVEMBER/DECEMBER NBC/NTC AND ANBC/ANTC EXAMINATIONS	27-28
STATISTICS OF CANDIDATES WITH 5 CREDITS AND ABOVE INCLUDING ENGLISH LANGUAGE AND MATHEMATICS IN 2009 NOVEMBER/DECEMBER NBC/NTC AND ANBC/ANTC EXAMINATIONS AND GRAPHICAL REPRESENTATION OF CANDIDATES WITH 5 CREDITS AND ABOVE INCLUDING ENGLISH LANGUAGE AND MATHEMATICS IN 2009 NOVEMBER/DECEMBER NBC/NTC AND ANBC/ANTC EXAMINATIONS	29-30
STATISTICS OF CANDIDATES WITH 5 CREDITS AND ABOVE WITH OR WITHOUT ENGLISH LANGUAGE AND MATHEMATICS IN 2009 NOVEMBER/DECEMBER NBC/NTC AND ANBC/ANTC EXAMINATIONS AND GRAPHICAL REPRESENTATION OF CANDIDATES WITH 5 CREDITS AND ABOVE WITH OR WITHOUT ENGLISH LANGUAGE AND MATHEMATICS IN 2009 NOVEMBER/DECEMBER NBC/NTC AND ANBC/ANTC EXAMINATIONS	31-32
TRADE BY GENDER ENROLMENT STATISTICS FOR 2010 MAY/JUNE NBC/NTC AND ANBC/ANTC EXAMINATIONS AND GRAPHICAL REPRESENTATION OF TRADE BY GENDER ENROLMENT STATISTICS FOR 2010 MAY/JUNE NBC/NTC AND ANBC/ANTC EXAMINATIONS	33-34
STATE BY GENDER ENROLMENT STATISTICS FOR 2010 MAY/JUNE NBC/NTC EXAMINATIONS AND GRAPHICAL REPRESENTATION OF STATE BY GENDER ENROLMENT STATISTICS FOR 2010 MAY/JUNE NBC/NTC EXAMINATIONS	35-36
STATISTICS OF CANDIDATES WITH 5 CREDITS AND ABOVE INCLUDING ENGLISH LANGUAGE AND MATHEMATICS IN 2010 MAY/JUNE NBC/NTC EXAMINATIONS AND GRAPHICAL REPRESENTATION OF STATISTICS OF CANDIDATES WITH 5 CREDITS AND ABOVE INCLUDING ENGLISH LANGUAGE AND MATHEMATICS IN 2010 MAY/JUNE NBC/NTC EXAMINATIONS	37-38
STATISTICS OF CANDIDATES WITH 5 CREDITS AND ABOVE WITH OR WITHOUT ENGLISH LANGUAGE AND MATHEMATICS IN 2010 MAY/JUNE NBC/NTC EXAMINATIONS AND GRAPHICAL REPRESENTATION OF CANDIDATES WITH 5 CREDITS AND ABOVE WITH OR WITHOUT ENGLISH LANGUAGE AND MATHEMATICS IN 2010 MAY/JUNE NBC/NTC EXAMINATIONS	39-40
TRADE BY GENDER ENROLMENT STATISTICS FOR 2010 NOVEMBER/DECEMBER NBC/NTC AND ANBC/ANTC EXAMINATIONS AND GRAPHICAL REPRESENTATION OF TRADE BY GENDER ENROLMENT STATISTICS FOR 2010 NOVEMBER/DECEMBER NBC/NTC AND ANBC/ANTC EXAMINATIONS	41-44

STATE BY GENDER ENROLMENT STATISTICS FOR 2010 NOVEMBER/DECEMBER NBC/NTC AND ANBC/ANTC EXAMINATIONS AND GRAPHICAL REPRESENTATION OF STATE BY GENDER ENROLMENT STATISTICS FOR 2010 NOVEMBER/DECEMBER NBC/NTC AND ANBC/ANTC EXAMINATIONS	45-46
STATISTICS OF CANDIDATES' WITH FIVE CREDITS AND ABOVE INCLUDING ENGLISH LANGUAGE AND MATHEMATICS IN 2010 NOVEMBER/DECEMBER NBC/NTC AND ANBC/ANTC EXAMINATIONS AND GRAPHICAL REPRESENTATION OF CANDIDATES' WITH FIVE CREDITS AND ABOVE INCLUDING ENGLISH LANGUAGE AND MATHEMATICS IN 2010 NOVEMBER/DECEMBER NBC/NTC AND ANBC/ANTC EXAMINATIONS	47-48
STATISTICS OF CANDIDATES' WITH FIVE CREDITS AND ABOVE WITH OR WITHOUT ENGLISH LANGUAGE AND MATHEMATICS IN 2010 NOVEMBER/DECEMBER NBC/NTC AND ANBC/ANTC EXAMINATIONS AND GRAPHICAL REPRESENTATION OF CANDIDATES' WITH FIVE CREDITS AND ABOVE WITH OR WITHOUT ENGLISH LANGUAGE AND MATHEMATICS IN 2010 NOVEMBER/DECEMBER NBC/NTC AND ANBC/ANTC EXAMINATIONS	49-50
TRADE BY GENDER ENROLMENT STATISTICS FOR 2011 MAY/JUNE NBC/NTC EXAMINATIONS AND GRAPHICAL REPRESENTATION OF TRADE BY GENDER ENROLMENT STATISTICS FOR 2011 MAY/JUNE NBC/NTC EXAMINATIONS	51-52
STATE BY GENDER ENROLMENT STATISTICS FOR 2011 MAY/JUNE NBC/NTC EXAMINATIONS AND GRAPHICAL REPRESENTATION OF STATE BY GENDER ENROLMENT STATISTICS FOR 2011 MAY/JUNE NBC/NTC EXAMINATIONS	53-54
STATISTICS OF CANDIDATES WITH 5 CREDITS AND ABOVE INCLUDING ENGLISH LANGUAGE AND MATHEMATICS IN 2011 MAY/JUNE NBC/NTC EXAMINATIONS AND GRAPHICAL REPRESENTATION OF CANDIDATES WITH 5 CREDITS AND ABOVE INCLUDING ENGLISH LANGUAGE AND MATHEMATICS IN 2011 MAY/JUNE NBC/NTC EXAMINATIONS	55-56
STATISTICS OF CANDIDATES WITH 5 CREDITS AND ABOVE WITH OR WITHOUT ENGLISH LANGUAGE AND MATHEMATICS IN 2011 MAY/JUNE NBC/NTC EXAMINATIONS AND GRAPHICAL REPRESENTATION OF CANDIDATES WITH 5 CREDITS AND ABOVE WITH OR WITHOUT ENGLISH LANGUAGE AND MATHEMATICS IN 2011 MAY/JUNE NBC/NTC EXAMINATIONS	57-58
TRADE BY GENDER ENROLMENT STATISTICS FOR 2011 NOVEMBER/DECEMBER NBC/NTC AND ANBC/ANTC EXAMINATIONS AND GRAPHICAL REPRESENTATION OF TRADE BY GENDER ENROLMENT STATISTICS FOR 2011 NOVEMBER/DECEMBER NBC/NTC AND ANBC/ANTC EXAMINATIONS	59-62
STATE BY GENDER ENROLMENT STATISTICS FOR 2011 NOVEMBER/DECEMBER NBC/NTC AND ANBC/ANTC EXAMINATIONS AND STATE BY GENDER ENROLMENT STATISTICS FOR 2011 NOVEMBER/DECEMBER NBC/NTC AND ANBC/ANTC EXAMINATIONS	63-64
STATISTICS OF CANDIDATES' WITH FIVE CREDITS AND ABOVE INCLUDING ENGLISH LANGUAGE AND MATHEMATICS IN 2011 NOVEMBER/DECEMBER NBC/NTC AND ANBC/ANTC EXAMINATIONS AND GRAPHICAL REPRESENTATION OF CANDIDATES WITH FIVE CREDITS AND ABOVE INCLUDING ENGLISH LANGUAGE AND MATHEMATICS IN 2011 NOVEMBER/DECEMBER NBC/NTC AND ANBC/ANTC EXAMINATIONS	65-66

STATISTICS OF CANDIDATES' WITH FIVE CREDITS AND ABOVE WITH OR WITHOUT ENGLISH LANGUAGE AND MATHEMATICS IN 2011 NOVEMBER/DECEMBER NBC/NTC AND ANBC/ANTC EXAMINATIONS AND GRAPHICAL REPRESENTATION OF CANDIDATES' WITH FIVE CREDITS AND ABOVE WITH OR WITHOUT ENGLISH LANGUAGE AND MATHEMATICS IN 2011 NOVEMBER/DECEMBER NBC/NTC AND ANBC/ANTC EXAMINATIONS	67-68
TRADE BY GENDER ENROLMENT STATISTICS FOR 2012 MAY/JUNE NBC/NTC EXAMINATIONS AND GRAPHICAL REPRESENTATION OF TRADE BY GENDER ENROLMENT STATISTICS FOR 2012 MAY/JUNE NBC/NTC EXAMINATIONS	69-70
STATE BY GENDER ENROLMENT STATISTICS FOR 2012 MAY/JUNE NBC/NTC EXAMINATIONS AND GRAPHICAL REPRESENTATION OF STATE BY GENDER ENROLMENT STATISTICS FOR 2012 MAY/JUNE NBC/NTC EXAMINATIONS	71-72
STATISTICS OF CANDIDATES WITH FIVE CREDITS AND ABOVE INCLUDING ENGLISH LANGUAGE AND MATHEMATICS IN 2012 MAY/JUNE NBC/NTC EXAMINATIONS AND GRAPHICAL REPRESENTATION OF CANDIDATES WITH FIVE CREDITS AND ABOVE INCLUDING ENGLISH LANGUAGE AND MATHEMATICS IN 2012 MAY/JUNE NBC/NTC EXAMINATIONS	73-74
STATISTICS OF CANDIDATES WITH 5 CREDITS AND ABOVE WITH OR WITHOUT ENGLISH LANGUAGE AND MATHEMATICS IN 2012 MAY/JUNE NBC/NTC EXAMINATIONS AND GRAPHICAL REPRESENTATION OF CANDIDATES WITH 5 CREDITS AND ABOVE WITH OR WITHOUT ENGLISH LANGUAGE AND MATHEMATICS IN 2012 MAY/JUNE NBC/NTC EXAMINATIONS	73-74
TRADE BY GENDER ENROLMENT STATISTICS FOR 2012 NOVEMBER/DECEMBER NBC/NTC AND ANBC/ANTC EXAMINATIONS AND GRAPHICAL REPRESENTATION OF TRADE BY GENDER ENROLMENT STATISTICS FOR 2012 NOVEMBER/DECEMBER NBC/NTC AND ANBC/ANTC EXAMINATIONS	75-76
STATE BY GENDER ENROLMENT STATISTICS FOR 2012 NOVEMBER/DECEMBER NBC/NTC AND ANBC/ANTC EXAMINATIONS AND GRAPHICAL REPRESENTATION OF STATE BY GENDER ENROLMENT STATISTICS FOR 2012 NOVEMBER/DECEMBER NBC/NTC AND ANBC/ANTC EXAMINATIONS	77-80
STATISTICS OF CANDIDATES WITH 5 CREDITS AND ABOVE INCLUDING ENGLISH LANGUAGE AND MATHEMATICS IN 2012 NOVEMBER/DECEMBER NBC/NTC AND ANBC/ANTC EXAMINATIONS AND GRAPHICAL REPRESENTATION OF CANDIDATES WITH 5 CREDITS AND ABOVE INCLUDING ENGLISH LANGUAGE AND MATHEMATICS IN 2012 NOVEMBER/DECEMBER NBC/NTC AND ANBC/ANTC EXAMINATIONS	81-82
STATISTICS OF CANDIDATES WITH 5 CREDITS AND ABOVE WITH OR WITHOUT ENGLISH LANGUAGE AND MATHEMATICS IN 2012 NOVEMBER/DECEMBER NBC/NTC AND ANBC/ANTC EXAMINATIONS AND GRAPHICAL REPRESENTATION OF CANDIDATES WITH 5 CREDITS AND ABOVE WITH OR WITHOUT ENGLISH LANGUAGE AND MATHEMATICS IN 2012 NOVEMBER/DECEMBER NBC/NTC AND ANBC/ANTC EXAMINATIONS	83-84
TRADE BY GENDER ENROLMENT STATISTICS FOR 2013 MAY/JUNE NBC/NTC EXAMINATIONS AND GRAPHICAL REPRESENTATION OF TRADE BY GENDER ENROLMENT STATISTICS FOR 2013 MAY/JUNE NBC/NTC EXAMINATIONS	85-86

STATE BY GENDER ENROLMENT STATISTICS FOR 2013 MAY/JUNE NBC/NTC EXAMINATION AND GRAPHICAL REPRESENTATION OF STATE BY GENDER ENROLMENT STATISTICS FOR 2013 MAY/JUNE NBC/NTC EXAMINATION	87-88
STATISTICS OF CANDIDATES WITH 5 CREDITS AND ABOVE INCLUDING ENGLISH LANGUAGE AND MATHEMATICS IN 2013 MAY/JUNE NBC/NTC EXAMINATIONS AND GRAPHICAL REPRESENTATION OF CANDIDATES WITH 5 CREDITS AND ABOVE INCLUDING ENGLISH LANGUAGE AND MATHEMATICS IN 2013 MAY/JUNE NBC/NTC EXAMINATIONS	89-90
STATISTICS OF CANDIDATES WITH 5 CREDITS AND ABOVE WITH OR WITHOUT ENGLISH LANGUAGE AND MATHEMATICS IN 2013 MAY/JUNE NBC/NTC EXAMINATIONS AND GRAPHICAL REPRESENTATION OF CANDIDATES WITH 5 CREDITS AND ABOVE WITH OR WITHOUT ENGLISH LANGUAGE AND MATHEMATICS IN 2013 MAY/JUNE NBC/NTC EXAMINATIONS	91-92
TRADE BY GENDER ENROLMENT STATISTICS FOR 2013 NOVEMBER/DECEMBER NBC/NTC AND ANBC/ANTC EXAMINATIONS AND GRAPHICAL REPRESENTATION OF TRADE BY GENDER ENROLMENT STATISTICS FOR 2013 NOVEMBER/DECEMBER NBC/NTC AND ANBC/ANTC EXAMINATIONS	93-94
STATE BY GENDER ENROLMENT STATISTICS FOR 2013 NOVEMBER/DECEMBER NBC/NTC AND ANBC/ANTC EXAMINATIONS AND GRAPHICAL REPRESENTATION OF STATE BY GENDER ENROLMENT STATISTICS FOR 2013 NOVEMBER/DECEMBER NBC/NTC AND ANBC/ANTC EXAMINATIONS	95-99
STATISTICS OF CANDIDATES' WITH FIVE CREDITS AND ABOVE INCLUDING ENGLISH LANGUAGE AND MATHEMATICS IN 2013 NOVEMBER/DECEMBER NBC/NTC ANBC/ANTC EXAMINATIONS AND STATISTICS OF CANDIDATES' WITH FIVE CREDITS AND ABOVE INCLUDING ENGLISH LANGUAGE AND MATHEMATICS IN 2013 NOVEMBER/DECEMBER NBC/NTC ANBC/ANTC EXAMINATIONS	100-101
STATISTICS OF CANDIDATES WITH 5 CREDITS AND ABOVE WITH OR WITHOUT ENGLISH LANGUAGE AND MATHEMATICS IN 2013 NOVEMBER/DECEMBER NBC/NTC AND ANBC/ANTC EXAMINATIONS AND GRAPHICAL REPRESENTATION OF CANDIDATES WITH 5 CREDITS AND ABOVE WITH OR WITHOUT ENGLISH LANGUAGE AND MATHEMATICS IN 2013 NOVEMBER/DECEMBER NBC/NTC AND ANBC/ANTC EXAMINATIONS	102-103
TRADE BY GENDER ENROLMENT STATISTICS FOR 2014 MAY/JUNE NBC/NTC EXAMINATIONS AND GRAPHICAL REPRESENTATION OF TRADE BY GENDER ENROLMENT STATISTICS FOR 2014 MAY/JUNE NBC/NTC EXAMINATIONS	104-105
STATE BY GENDER ENROLMENT STATISTICS FOR 2014 MAY/JUNE NBC/NTC EXAMINATIONS AND GRAPHICAL REPRESENTATION OF STATE BY GENDER ENROLMENT STATISTICS FOR 2014 MAY/JUNE NBC/NTC EXAMINATIONS	106-107
STATISTICS OF CANDIDATES WITH 5 CREDITS AND ABOVE INCLUDING ENGLISH LANGUAGE AND MATHEMATICS IN 2014 MAY/JUNE NBC/NTC EXAMINATIONS AND GRAPHICAL REPRESENTATION OF CANDIDATES WITH 5 CREDITS AND ABOVE INCLUDING ENGLISH LANGUAGE AND MATHEMATICS IN 2014 MAY/JUNE NBC/NTC EXAMINATIONS	108-109

STATISTICS OF CANDIDATES WITH 5 CREDITS AND ABOVE WITH OR WITHOUT ENGLISH LANGUAGE AND MATHEMATICS IN 2014 MAY/JUNE NBC/NTC EXAMINATIONS AND GRAPHICAL REPRESENTATION OF CANDIDATES WITH 5 CREDITS AND ABOVE WITH OR WITHOUT ENGLISH LANGUAGE AND MATHEMATICS IN 2014 MAY/JUNE NBC/NTC EXAMINATIONS	110-111
TRADE BY GENDER ENROLMENT STATISTICS FOR 2014 NOVEMBER/DECEMBER NBC/NTC AND ANBC/ANTC EXAMINATIONS AND GRAPHICAL REPRESENTATION OF TRADE BY GENDER ENROLMENT STATISTICS FOR 2014 NOVEMBER/DECEMBER NBC/NTC AND ANBC/ANTC EXAMINATIONS	112-113
STATE BY GENDER ENROLMENT STATISTICS FOR 2014 NOVEMBER/DECEMBER NBC/NTC AND ANBC/ANTC EXAMINATIONS AND GRAPHICAL REPRESENTATION OF STATE BY GENDER ENROLMENT STATISTICS FOR 2014 NOVEMBER/DECEMBER NBC/NTC AND ANBC/ANTC EXAMINATIONS	114-117
STATISTICS OF CANDIDATES' WITH FIVE CREDITS AND ABOVE INCLUDING ENGLISH LANGUAGE AND MATHEMATICS IN 2014 NOVEMBER/DECEMBER NBC/NTC ANBC/ANTC EXAMINATIONS AND GRAPHICAL REPRESENTATION OF CANDIDATES' WITH FIVE CREDITS AND ABOVE INCLUDING ENGLISH LANGUAGE AND MATHEMATICS IN 2014 NOVEMBER/DECEMBER NBC/NTC ANBC/ANTC EXAMINATIONS	118-119
STATISTICS OF CANDIDATES' WITH FIVE CREDITS AND ABOVE WITH OR WITHOUT ENGLISH LANGUAGE AND MATHEMATICS IN 2014 NOVEMBER/DECEMBER NBC/NTC ANBC/ANTC EXAMINATIONS AND GRAPHICAL REPRESENTATION OF CANDIDATES' WITH FIVE CREDITS AND ABOVE WITH OR WITHOUT ENGLISH LANGUAGE AND MATHEMATICS IN 2014 NOVEMBER/DECEMBER NBC/NTC ANBC/ANTC EXAMINATIONS	120-121
TRADE BY GENDER ENROLMENT STATISTICS FOR 2015 MAY/JUNE NBC/NTC EXAMINATIONS AND GRAPHICAL REPRESENTATION OF TRADE BY GENDER ENROLMENT STATISTICS FOR 2015 MAY/JUNE NBC/NTC EXAMINATIONS	122-123
STATE BY GENDER ENROLMENT STATISTICS FOR 2015 MAY/JUNE NBC/NTC EXAMINATIONS AND GRAPHICAL REPRESENTATION OF STATE BY GENDER ENROLMENT STATISTICS FOR 2015 MAY/JUNE NBC/NTC EXAMINATIONS	124-125
STATISTICS OF CANDIDATES WITH 5 CREDITS AND ABOVE INCLUDING ENGLISH LANGUAGE AND MATHEMATICS IN 2015 MAY/JUNE NBC/NTC EXAMINATIONS AND GRAPHICAL REPRESENTATION OF STATISTICS OF CANDIDATES WITH 5 CREDITS AND ABOVE INCLUDING ENGLISH LANGUAGE AND MATHEMATICS IN 2015 MAY/JUNE NBC/NTC EXAMINATIONS	126-127
STATISTICS OF CANDIDATES WITH 5 CREDITS AND ABOVE WITH OR WITHOUT ENGLISH LANGUAGE AND MATHEMATICS IN 2015 MAY/JUNE NBC/NTC EXAMINATIONS AND GRAPHICAL REPRESENTATION OF CANDIDATES WITH 5 CREDITS AND ABOVE WITH OR WITHOUT ENGLISH LANGUAGE AND MATHEMATICS IN 2015 MAY/JUNE NBC/NTC EXAMINATIONS	128-129
TRADE BY GENDER ENROLMENT STATISTICS FOR 2015 NOVEMBER/DECEMBER NBC/NTC AND ANBC/ANTC EXAMINATIONS AND GRAPHICAL REPRESENTATION OF TRADE BY GENDER ENROLMENT STATISTICS FOR 2015 NOVEMBER/DECEMBER NBC/NTC AND ANBC/ANTC EXAMINATIONS	130-131

STATE BY GENDER ENROLMENT STATISTICS FOR 2015 NOVEMBER/DECEMBER NBC/NTC AND ANBC/ANTC EXAMINATIONS AND GRAPHICAL REPRESENTATION OF STATE BY GENDER ENROLMENT STATISTICS FOR 2015 NOVEMBER/DECEMBER NBC/NTC AND ANBC/ANTC EXAMINATIONS AND	132-135
STATISTICS OF CANDIDATES WITH 5 CREDITS AND ABOVE INCLUDING ENGLISH LANGUAGE AND MATHEMATICS IN 2015 NOVEMBER/DECEMBER NBC/NTC EXAMINATIONS (O'LEVEL) AND STATISTICS OF CANDIDATES WITH 5 CREDITS AND ABOVE INCLUDING ENGLISH LANGUAGE AND MATHEMATICS IN 2015 NOVEMBER/DECEMBER NBC/NTC EXAMINATIONS (O'LEVEL)	136-137
STATISTICS OF CANDIDATES WITH 5 CREDITS AND ABOVE WITH OR WITHOUT ENGLISH LANGUAGE AND MATHEMATICS IN 2015 NOVEMBER/DECEMBER NBC/NTC EXAMINATIONS (O'LEVEL) AND GRAPHICAL REPRESENTATION OF CANDIDATES WITH 5 CREDITS AND ABOVE WITH OR WITHOUT ENGLISH LANGUAGE AND MATHEMATICS IN 2015 NOVEMBER/DECEMBER NBC/NTC EXAMINATIONS (O'LEVEL)	138-139
STATISTICS OF CANDIDATES WITH 5 CREDITS AND ABOVE INCLUDING ENGLISH LANGUAGE AND MATHEMATICS IN 2015 NOVEMBER/DECEMBER NBC/NTC EXAMINATIONS (ADVANCED) AND GRAPHICAL REPRESENTATION OF CANDIDATES WITH 5 CREDITS AND ABOVE INCLUDING ENGLISH LANGUAGE AND MATHEMATICS IN 2015 NOVEMBER/DECEMBER NBC/NTC EXAMINATIONS (ADVANCED)	140-141
STATISTICS OF CANDIDATES WITH 5 CREDITS AND ABOVE WITH OR WITHOUT ENGLISH LANGUAGE AND MATHEMATICS IN 2015 NOVEMBER/DECEMBER ANBC/ANTC EXAMINATIONS (ADVANCED) AND GRAPHICAL REPRESENTATION OF CANDIDATES WITH 5 CREDITS AND ABOVE WITH OR WITHOUT ENGLISH LANGUAGE AND MATHEMATICS IN 2015 NOVEMBER/DECEMBER ANBC/ANTC EXAMINATIONS (ADVANCED)	142-143
TRADE BY GENDER ENROLMENT STATISTICS FOR 2016 MAY/JUNE NBC/NTC EXAMINATIONS AND GRAPHICAL REPRESENTATION OF TRADE BY GENDER ENROLMENT STATISTICS FOR 2016 MAY/JUNE NBC/NTC EXAMINATIONS	144-145
STATE BY GENDER ENROLMENT STATISTICS FOR 2016 MAY/JUNE NBC/NTC EXAMINATIONS AND GRAPHICAL REPRESENTATION OF STATE BY GENDER ENROLMENT STATISTICS FOR 2016 MAY/JUNE NBC/NTC EXAMINATIONS	146-147
STATISTICS OF CANDIDATES WITH 5 CREDITS AND ABOVE INCLUDING ENGLISH LANGUAGE AND MATHEMATICS IN 2016 MAY/JUNE NBC/NTC EXAMINATIONS AND GRAPHICAL REPRESENTATION OF CANDIDATES WITH 5 CREDITS AND ABOVE INCLUDING ENGLISH LANGUAGE AND MATHEMATICS IN 2016 MAY/JUNE NBC/NTC EXAMINATIONS	148-149
STATISTICS OF CANDIDATES WITH 5 CREDITS AND ABOVE WITH OR WITHOUT ENGLISH LANGUAGE AND MATHEMATICS IN 2016 MAY/JUNE NBC/NTC EXAMINATIONS AND GRAPHICAL REPRESENTATION OF CANDIDATES WITH 5 CREDITS AND ABOVE WITH OR WITHOUT ENGLISH LANGUAGE AND MATHEMATICS IN 2016 MAY/JUNE NBC/NTC EXAMINATIONS	150-151
TRADE BY GENDER ENROLMENT STATISTICS FOR 2016 NOVEMBER/DECEMBER NBC/NTC AND ANBC/ANTC EXAMINATIONS AND GRAPHICAL REPRESENTATION OF TRADE BY GENDER ENROLMENT STATISTICS FOR 2016 NOVEMBER/DECEMBER NBC/NTC AND ANBC/ANTC EXAMINATIONS	152-153

STATE BY GENDER ENROLMENT STATISTICS FOR 2016 NOVEMBER/DECEMBER NBC/NTC AND ANBC/ANTC EXAMINATIONS AND STATE BY GENDER ENROLMENT STATISTICS FOR 2016 NOVEMBER/DECEMBER NBC/NTC AND ANBC/ANTC EXAMINATIONS	154-157
STATISTICS OF CANDIDATES WITH 5 CREDITS AND ABOVE INCLUDING ENGLISH LANGUAGE AND MATHEMATICS IN 2016 NOVEMBER/DECEMBER NBC/NTC EXAMINATIONS (O'LEVEL) AND GRAPHICAL REPRESENTATION OF CANDIDATES WITH 5 CREDITS AND ABOVE INCLUDING ENGLISH LANGUAGE AND MATHEMATICS IN 2016 NOVEMBER/DECEMBER NBC/NTC EXAMINATIONS (O'LEVEL)	158-159
STATISTICS OF CANDIDATES WITH 5 CREDITS AND ABOVE WITH OR WITHOUT ENGLISH LANGUAGE AND MATHEMATICS IN 2016 NOVEMBER/DECEMBER NBC/NTC EXAMINATIONS (O'LEVEL) AND STATISTICS OF CANDIDATES WITH 5 CREDITS AND ABOVE WITH OR WITHOUT ENGLISH LANGUAGE AND MATHEMATICS IN 2016 NOVEMBER/DECEMBER NBC/NTC EXAMINATIONS (O'LEVEL)	160-161
	162-163
STATISTICS OF CANDIDATES WITH 5 CREDITS AND ABOVE INCLUDING ENGLISH LANGUAGE AND MATHEMATICS IN 2016 NOVEMBER/DECEMBER ANBC/ANTC EXAMINATIONS (ADVANCED) AND GRAPHICAL REPRESENTATION OF CANDIDATES WITH 5 CREDITS AND ABOVE INCLUDING ENGLISH LANGUAGE AND MATHEMATICS IN 2016 NOVEMBER/DECEMBER ANBC/ANTC EXAMINATIONS (ADVANCED)	164-165
STATISTICS OF CANDIDATES WITH 5 CREDITS AND ABOVE WITH OR WITHOUT ENGLISH LANGUAGE AND MATHEMATICS IN 2016 NOVEMBER/DECEMBER NBC/NTC EXAMINATIONS (ADVANCED) AND GRAPHICAL REPRESENTATION OF CANDIDATES WITH 5 CREDITS AND ABOVE WITH OR WITHOUT ENGLISH LANGUAGE AND MATHEMATICS IN 2016 NOVEMBER/DECEMBER NBC/NTC EXAMINATIONS (ADVANCED)	166-167
TRADE BY GENDER ENROLMENT STATISTICS FOR 2017 MAY/JUNE NBC/NTC EXAMINATIONS AND GRAPHICAL REPRESENTATION OF TRADE BY GENDER ENROLMENT STATISTICS FOR 2017 MAY/JUNE NBC/NTC EXAMINATIONS	168-169
STATE BY GENDER ENROLMENT STATISTICS FOR 2017 MAY/JUNE NBC/NTC EXAMINATIONS AND GRAPHICAL REPRESENTATION OF STATE BY GENDER ENROLMENT STATISTICS FOR 2017 MAY/JUNE NBC/NTC EXAMINATION	170-171
STATISTICS OF CANDIDATES WITH 5 CREDITS AND ABOVE INCLUDING ENGLISH LANGUAGE AND MATHEMATICS IN 2017 MAY/JUNE NBC/NTC EXAMINATIONS AND GRAPHICAL REPRESENTATION OF CANDIDATES WITH 5 CREDITS AND ABOVE INCLUDING ENGLISH LANGUAGE AND MATHEMATICS IN 2017 MAY/JUNE NBC/NTC EXAMINATIONS	172-173
STATISTICS OF CANDIDATES WITH 5 CREDITS AND ABOVE WITH OR WITHOUT ENGLISH LANGUAGE AND MATHEMATICS IN 2017 MAY/JUNE NBC/NTC EXAMINATIONS AND GRAPHICAL REPRESENTATION OF CANDIDATES WITH 5 CREDITS AND ABOVE WITH OR WITHOUT ENGLISH LANGUAGE AND MATHEMATICS IN 2017 MAY/JUNE NBC/NTC EXAMINATIONS	174-175
TRADE BY GENDER ENROLMENT STATISTICS FOR 2017 NOVEMBER/DECEMBER NBC/NTC AND ANBC/ANTC EXAMINATIONS AND GRAPHICAL REPRESENTATION OF TRADE BY GENDER ENROLMENT STATISTICS FOR 2017 NOVEMBER/DECEMBER NBC/NTC AND ANBC/ANTC EXAMINATIONS	176-179

STATE BY GENDER ENROLMENT STATISTICS FOR 2017 NOVEMBER/DECEMBER NBC/NTC AND ANBC/ANTC EXAMINATIONS AND GRAPHICAL REPRESENTATION OF STATE BY GENDER ENROLMENT STATISTICS FOR 2017 NOVEMBER/DECEMBER NBC/NTC AND ANBC/ANTC EXAMINATIONS	180-181
STATISTICS OF CANDIDATES WITH 5 CREDITS AND ABOVE INCLUDING ENGLISH LANGUAGE AND MATHEMATICS IN 2017 NOVEMBER/DECEMBER NBC/NTC EXAMINATIONS (O'LEVEL) AND GRAPHICAL REPRESENTATION OF CANDIDATES WITH 5 CREDITS AND ABOVE INCLUDING ENGLISH LANGUAGE AND MATHEMATICS IN 2017 NOVEMBER/DECEMBER NBC/NTC EXAMINATIONS (O'LEVEL)	182-183
STATISTICS OF CANDIDATES WITH 5 CREDITS AND ABOVE WITH OR WITHOUT ENGLISH LANGUAGE AND MATHEMATICS IN 2017 NOVEMBER/DECEMBER NBC/NTC EXAMINATIONS AND GRAPHICAL REPRESENTATION OF CANDIDATES WITH 5 CREDITS AND ABOVE WITH OR WITHOUT ENGLISH LANGUAGE AND MATHEMATICS IN 2017 NOVEMBER/DECEMBER NBC/NTC EXAMINATIONS	184-185
TRADE BY GENDER ENROLMENT STATISTICS FOR 2018 MAY/JUNE NBC/NTC EXAMINATIONS AND GRAPHICAL REPRESENTATION OF TRADE BY GENDER ENROLMENT STATISTICS FOR 2018 MAY/JUNE NBC/NTC EXAMINATIONS	186-187
STATE BY GENDER ENROLMENT STATISTICS FOR 2018 MAY/JUNE NBC/NTC EXAMINATIONS AND STATE BY GENDER ENROLMENT STATISTICS FOR 2018 MAY/JUNE NBC/NTC EXAMINATIONS	188-189
STATISTICS OF CANDIDATES WITH 5 CREDITS AND ABOVE INCLUDING ENGLISH LANGUAGE AND MATHEMATICS IN 2018 MAY/JUNE NBC/NTC EXAMINATIONS AND GRAPHICAL REPRESENTATION OF CANDIDATES WITH 5 CREDITS AND ABOVE INCLUDING ENGLISH LANGUAGE AND MATHEMATICS IN 2018 MAY/JUNE NBC/NTC EXAMINATIONS	190-191
STATISTICS OF CANDIDATES WITH 5 CREDITS AND ABOVE WITH OR WITHOUT ENGLISH LANGUAGE AND MATHEMATICS IN 2018 MAY/JUNE NBC/NTC EXAMINATIONS AND STATISTICS OF CANDIDATES WITH 5 CREDITS AND ABOVE WITH OR WITHOUT ENGLISH LANGUAGE AND MATHEMATICS IN 2018 MAY/JUNE NBC/NTC EXAMINATIONS	192-193
TRADE ENROLMENT FOR 2018 NOVEMBER/DECEMBER NBC/NTC EXAMINATIONS (O'LEVEL) AND GRAPHICAL REPRESENTATION OF TRADE ENROLMENT FOR 2018 NOVEMBER/DECEMBER NBC/NTC EXAMINATIONS (O'LEVEL)	194-195
TRADE ENROLMENT MASTER CRAFTSMEN FOR 2018 NOVEMBER/DECEMBER ANBC/ANTC EXAMINATIONS (ADVANCED) AND GRAPHICAL REPRESENTATION OF TRADE ENROLMENT MASTER CRAFTSMEN FOR 2018 NOVEMBER/DECEMBER ANBC/ANTC EXAMINATIONS (ADVANCED)	196-197
STATE BY GENDER ENROLMENT STATISTICS FOR 2018 NOVEMBER/DECEMBER NBC/NTC EXAMINATIONS (O'LEVEL) AND GRAPHICAL REPRESENTATION OF STATE BY GENDER ENROLMENT STATISTICS FOR 2018 NOVEMBER/DECEMBER NBC/NTC EXAMINATIONS (O'LEVEL)	198-199
STATE BY GENDER ENROLMENT STATISTICS FOR 2018 NOVEMBER/DECEMBER ANBC/ANTC EXAMINATIONS (ADVANCED) AND GRAPHICAL REPRESENTATION OF STATE BY GENDER ENROLMENT STATISTICS FOR 2018 NOVEMBER/DECEMBER ANBC/ANTC EXAMINATIONS (ADVANCED)	200-201

STATISTICS OF CANDIDATES WITH 5 CREDITS AND ABOVE INCLUDING ENGLISH LANGUAGE AND MATHEMATICS IN 2018 NOVEMBER/DECEMBER NBC/NTC EXAMINATIONS (O'LEVEL) AND GRAPHICAL REPRESENTATION OF CANDIDATES WITH 5 CREDITS AND ABOVE INCLUDING ENGLISH LANGUAGE AND MATHEMATICS IN 2018 NOVEMBER/DECEMBER NBC/NTC EXAMINATIONS (O'LEVEL)	202-203
STATISTICS OF CANDIDATES WITH 5 CREDITS AND ABOVE WITH OR WITHOUT ENGLISH LANGUAGE AND MATHEMATICS IN 2018 NOVEMBER/DECEMBER NBC/NTC EXAMINATIONS (O'LEVEL) AND GRAPHICAL REPRESENTATION OF CANDIDATES WITH 5 CREDITS AND ABOVE WITH OR WITHOUT ENGLISH LANGUAGE AND MATHEMATICS IN 2018 NOVEMBER/DECEMBER NBC/NTC EXAMINATIONS (O'LEVEL)	204-205
TRADE BY GENDER ENROLMENT STATISTICS FOR 2008 COMMON ENTRANCE EXAMINATION AND GRAPHICAL REPRESENTATION OF TRADE BY GENDER ENROLMENT STATISTICS FOR 2008 COMMON ENTRANCE EXAMINATION	206-207
ENROLMENT STATISTICS FOR 2008 COMMON ENTRANCE EXAMINATION AND GRAPHICAL REPRESENTATION OF ENROLMENT STATISTICS FOR 2008 COMMON ENTRANCE EXAMINATION	208-209
TRADE BY GENDER ENROLMENT STATISTICS FOR 2009 COMMON ENTRANCE EXAMINATION AND GRAPHICAL REPRESENTATION OF TRADE BY GENDER ENROLMENT STATISTICS FOR 2009 COMMON ENTRANCE EXAMINATION	210-211
ENROLMENT STATISTICS FOR 2009 COMMON ENTRANCE EXAMINATION AND GRAPHICAL REPRESENTATION OF ENROLMENT STATISTICS FOR 2009 COMMON ENTRANCE EXAMINATION	212-213
TRADE BY GENDER ENROLMENT STATISTICS FOR 2010 COMMON ENTRANCE EXAMINATION AND GRAPHICAL REPRESENTATION OF TRADE BY GENDER ENROLMENT STATISTICS FOR 2010 COMMON ENTRANCE EXAMINATION	214-215
ENROLMENT STATISTICS FOR 2010 COMMON ENTRANCE EXAMINATION AND GRAPHICAL REPRESENTATION OF ENROLMENT STATISTICS FOR 2010 COMMON ENTRANCE EXAMINATION	216-217
TRADE BY GENDER ENROLMENT STATISTICS FOR 2011 COMMON ENTRANCE EXAMINATION AND GRAPHICAL REPRESENTATION OF TRADE BY GENDER ENROLMENT STATISTICS FOR 2011 COMMON ENTRANCE EXAMINATION	218-219
ENROLMENT STATISTICS FOR 2011 COMMON ENTRANCE EXAMINATION AND GRAPHICAL REPRESENTATION OF ENROLMENT STATISTICS FOR 2011 COMMON ENTRANCE EXAMINATION	220-221
TRADE BY GENDER ENROLMENT STATISTICS FOR 2012 COMMON ENTRANCE EXAMINATION AND GRAPHICAL REPRESENTATION OF TRADE BY GENDER ENROLMENT STATISTICS FOR 2012 COMMON ENTRANCE EXAMINATION	222-223
ENROLMENT STATISTICS FOR 2012 COMMON ENTRANCE EXAMINATION AND GRAPHICAL REPRESENTATION OF ENROLMENT STATISTICS FOR 2012 COMMON ENTRANCE EXAMINATION	224-225
TRADE BY GENDER ENROLMENT STATISTICS FOR 2013 COMMON ENTRANCE EXAMINATION AND GRAPHICAL REPRESENTATION OF TRADE BY GENDER ENROLMENT STATISTICS FOR 2013 COMMON ENTRANCE EXAMINATION	226-227
ENROLMENT STATISTICS FOR 2013 COMMON ENTRANCE EXAMINATION AND GRAPHICAL REPRESENTATION OF ENROLMENT STATISTICS FOR 2013 COMMON ENTRANCE EXAMINATION	228-229

TRADE BY GENDER ENROLMENT STATISTICS FOR 2014 COMMON ENTRANCE EXAMINATION AND GRAPHICAL REPRESENTATION OF TRADE BY GENDER ENROLMENT STATISTICS FOR 2014 COMMON ENTRANCE EXAMINATION	230-231
ENROLMENT STATISTICS FOR 2014 COMMON ENTRANCE EXAMINATION AND GRAPHICAL REPRESENTATION OF ENROLMENT STATISTICS FOR 2014 COMMON ENTRANCE EXAMINATION	232-233
TRADE BY GENDER ENROLMENT STATISTICS FOR 2015 COMMON ENTRANCE EXAMINATION AND GRAPHICAL REPRESENTATION OF TRADE BY GENDER ENROLMENT STATISTICS FOR 2015 COMMON ENTRANCE EXAMINATION	234-235
ENROLMENT STATISTICS FOR 2015 COMMON ENTRANCE EXAMINATION AND GRAPHICAL REPRESENTATION OF ENROLMENT STATISTICS FOR 2015 COMMON ENTRANCE EXAMINATION	236-237
TRADE BY GENDER ENROLMENT STATISTICS FOR 2016 COMMON ENTRANCE EXAMINATION AND GRAPHICAL REPRESENTATION OF TRADE BY GENDER ENROLMENT STATISTICS FOR 2016 COMMON ENTRANCE EXAMINATION	238-239
ENROLMENT STATISTICS FOR 2016 COMMON ENTRANCE EXAMINATION AND GRAPHICAL REPRESENTATION OF ENROLMENT STATISTICS FOR 2016 COMMON ENTRANCE EXAMINATION	240-241
TRADE BY GENDER ENROLMENT STATISTICS FOR 2017 COMMON ENTRANCE EXAMINATION AND GRAPHICAL REPRESENTATION OF TRADE BY GENDER ENROLMENT STATISTICS FOR 2017 COMMON ENTRANCE EXAMINATION	242-243
ENROLMENT STATISTICS FOR 2017 COMMON ENTRANCE EXAMINATION AND GRAPHICAL REPRESENTATION OF ENROLMENT STATISTICS FOR 2017 COMMON ENTRANCE EXAMINATION	244-245
TRADE BY GENDER ENROLMENT STATISTICS FOR 2018 COMMON ENTRANCE EXAMINATION AND GRAPHICAL REPRESENTATION OF TRADE BY GENDER ENROLMENT STATISTICS FOR 2018 COMMON ENTRANCE EXAMINATION	246-247
ENROLMENT STATISTICS FOR 2018 COMMON ENTRANCE EXAMINATION AND GRAPHICAL ENROLMENT OF ENROLMENT STATISTICS FOR 2018 COMMON ENTRANCE EXAMINATION	248-249
TRADE BY GENDER ENROLMENT IN 2017 MODULAR EXAMINATION (MARCH EDITION) AND GRAPHICAL REPRESENTATION OF TRADE BY GENDER ENROLMENT IN 2017 MODULAR EXAMINATION (MARCH EDITION)	250-251
ENROLMENT STATISTICS FOR 2017 MODULAR EXAMINATION (MARCH EDITION) AND GRAPHICAL REPRESENTATION OF ENROLMENT STATISTICS FOR 2017 MODULAR EXAMINATION (MARCH EDITION)	252-253
CANDIDATES PERFORMANCE BY SUBJECT IN THE 2017 MARCH MODULAR EXAMINATIONS	254-255
TRADE BY GENDER ENROLMENT IN 2017 MODULAR EXAMINATION (DECEMBER EDITION) AND GRAPHICAL REPRESENTATION OF TRADE BY GENDER ENROLMENT IN 2017 MODULAR EXAMINATION (DECEMBER EDITION)	256-257
ENROLMENT STATISTICS FOR 2017 MODULAR EXAMINATION (DECEMBER EDITION) AND GRAPHICAL REPRESENTATION OF ENROLMENT STATISTICS FOR 2017 MODULAR EXAMINATION (DECEMBER EDITION)	258-259

CANDIDATES PERFORMANCE BY SUBJECT IN THE 2017 DECEMBER MODULAR EXAMINATIONS	260-262
TRADE BY GENDER ENROLMENT IN 2018 MODULAR (MARCH EDITION) AND GRAPHICAL REPRESENTATION OF TRADE BY GENDER ENROLMENT IN 2018 MODULAR (MARCH EDITION)	263-264
ENROLMENT STATISTICS FOR 2018 MODULAR EXAMINATION (MARCH EDITION) AND GRAPHICAL REPRESENTATION OF ENROLMENT STATISTICS FOR 2018 MODULAR EXAMINATION (MARCH EDITION)	265-266
CANDIDATES PERFORMANCE BY SUBJECT IN THE 2018 MARCH MODULAR EXAMINATIONS	267-269

TRADE BY GENDER ENROLMENT STATISTICS FOR 2008 MAY/JUNE NBC/NTC EXAMINATIONS

TRADE CODE	TRADE NAME	GENDER			TOTAL
		UNINDICATED	FEMALE	MALE	
01O	AGRIC. EQUIPMENT & IMPLEMENT MECH. WORKS	51	67	321	439
02O	MOTOR VEHICLE MECHANICS WORKS	200	57	2354	2611
03O	AUTOMOBILE ELECTRICAL WORKS	11	0	29	40
04O	ELECTRICAL INTSTALL. & MAINTENANCE WORKS	659	222	4930	5811
05O	FABRICATION AND WELDING	104	18	1367	1489
06O	MECHANICAL ENGINEERING CRAFT PRACTICE	177	15	1199	1391
07O	ELECTRONICS WORKS	162	91	895	1148
08O	REFRIGERATION AND AIR-CONDITIONING WORKS	33	11	225	269
09O	VEHICLE BODY BUILDING	10	0	40	50
11O	INSTRUMENT MECHANICS WORKS	1	1	8	10
12O	APPLIANCE MAINTENANCE AND REPAIRS	1	0	10	11
13O	FOUNDRY CRAFT PRACTICE	8	0	9	17
15O	MARINE ENGINEERING CRAFT	0	0	10	10
17O	COMPUTER CRAFT STUDIES	11	112	189	312
18O	ANIMAL HUSBANDRY	1	0	1	2
21O	BLOCKLAYING/BRICKLAYING AND CONCRETING	307	151	2441	2899
22O	CARPENTRY AND JOINERY	123	16	1143	1282
23O	FURNITURE MAKING	55	3	473	531
24O	MACHINE WOOD WORKING	3	0	0	3
25O	PAINTING AND DECORATING	33	24	166	223
26O	PLUMBING AND PIPE-FITTING	23	5	248	276
27O	DRAUGHTMANSHIP CRAFT PRACTICE	2	1	12	15
33O	LADIES GARMENT MAKING	3	89	7	99
34O	CATERING CRAFT PRACTICE	140	889	114	1143
35O	LEATHER TRADES	4	3	8	15
36O	PRINTING CRAFT PRACTICE	17	8	53	78
37O	TEXTILE TRADES	0	5	4	9
38O	GRAPHIC ARTS	2	7	49	58
39O	CERAMICS	0	2	12	14
41O	SECRETARIAL DUTIES	105	513	134	752
42O	BOOK-KEEPING	1327	10350	10017	21694
43O	SALESMANSHIP	5	12	8	25
44O	TOURISM	1	0	0	1
TOTAL		**3579**	**12672**	**26476**	**42727**

GRAPHICAL REPRESENTATION OF TRADE BY GENDER ENROLMENT STATISTICS FOR 2008 MAY/JUNE NBC/NTC EXAMINATIONS

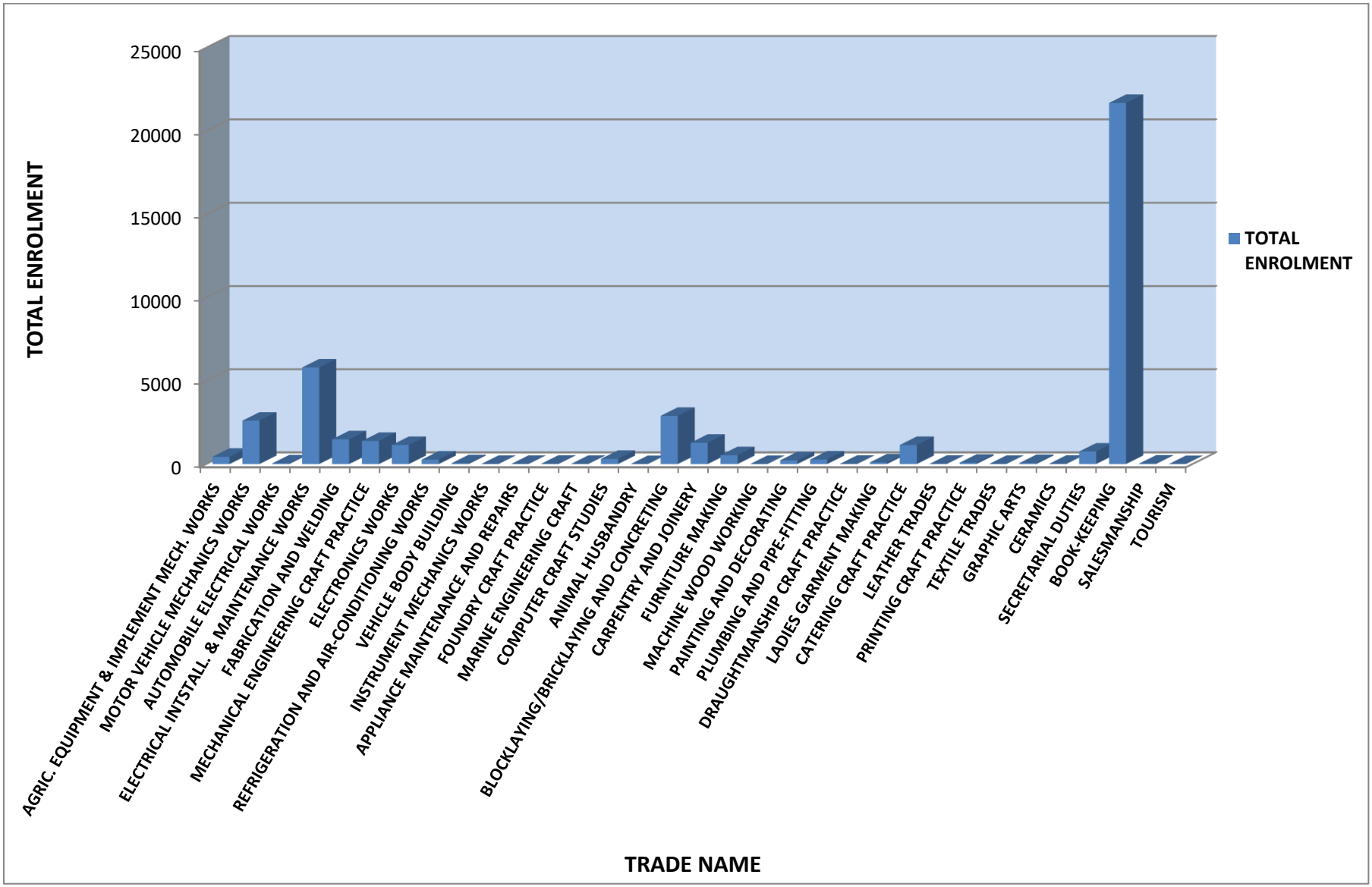

STATE BY GENDER ENROLMENT STATISTICS FOR 2008 MAY/JUNE NBC/NTC EXAMINATIONS

STATE CODE	STATE	GENDER			TOTAL ENROLMENT
		UNINDICATED	FEMALE	MALE	
01	ABIA	251	1301	946	2498
02	ABUJA	18	596	751	1365
03	ADAMAWA	683	1367	3377	5427
04	AKWA IBOM	120	227	1176	1523
05	ANAMBRA	139	984	646	1769
06	BAUCHI	127	40	717	884
07	BAYELSA	4	11	53	68
08	BENUE	21	91	529	641
09	BORNO	30	140	212	382
10	CROSS RIVER	61	102	176	339
11	DELTA	36	96	413	545
12	EBONYI	25	142	291	458
13	EDO	36	221	406	663
14	EKITI	59	437	640	1136
15	ENUGU	36	278	562	876
16	GOMBE	17	127	644	788
17	IMO	220	3229	2532	5981
18	JIGAWA	3	0	111	114
19	KADUNA	24	257	1186	1467
20	KANO	6	45	614	665
21	KATSINA	5	106	286	397
22	KEBBI	13	45	676	734
23	KOGI	45	72	283	400
24	KWARA	5	109	309	423
25	LAGOS	643	612	1228	2483
26	NASARAWA	30	112	466	608
27	NIGER	82	188	1532	1802
28	OGUN	22	209	608	839
29	ONDO	108	475	748	1331
30	OSUN	32	117	369	518
31	OYO	52	138	670	860
32	PLATEAU	4	120	442	566
33	RIVERS	38	73	557	668
34	SOKOTO	162	186	852	1200
35	TARABA	386	369	703	1458
36	YOBE	33	50	582	665
37	ZAMFARA	3	0	183	186
	TOTAL	**3579**	**12672**	**26476**	**42727**

GRAPHICAL REPRESENTATION OF STATE BY GENDER ENROLMENT STATISTICS FOR 2008 MAY/JUNE NBC/NTC EXAMINATIONS

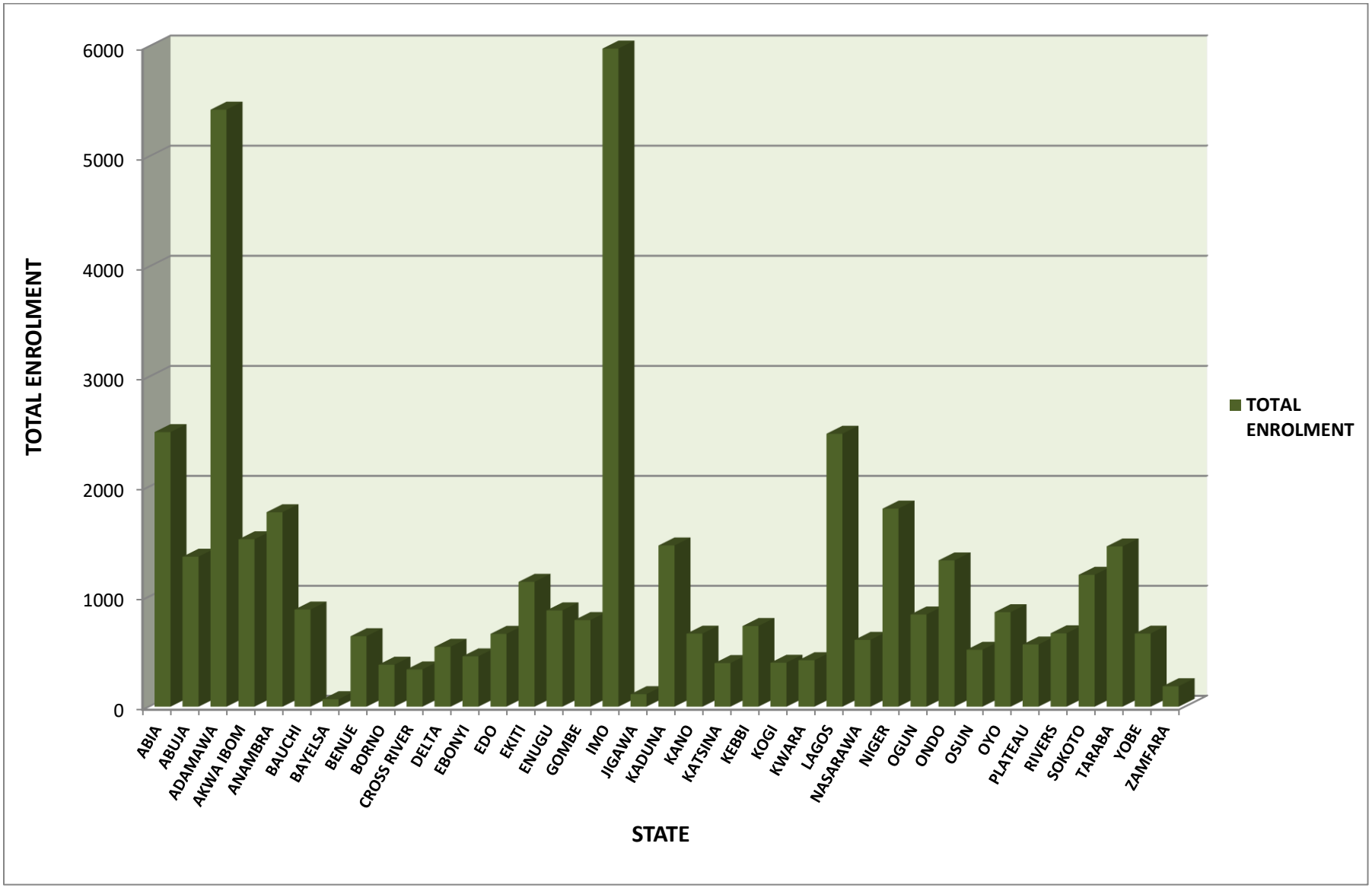

STATISTICS OF CANDIDATES WITH 5 CREDITS AND ABOVE INCLUDING ENGLISH LANGUAGE AND MATHEMATICS IN 2008 MAY/JUNE NBC/NTC EXAMINATIONS

STATE	GENDER			FIVE CREDITS AND ABOVE	TOTAL ENROLMENT
	UNINDICATED	FEMALE	MALE		
ABIA	100	673	438	1211	2498
ABUJA	8	233	232	473	1365
ADAMAWA	120	435	888	1443	5427
AKWA	34	107	420	561	1523
ANAMBRA	27	328	171	526	1769
BAUCHI	18	2	86	106	884
BAYELSA	4	3	43	50	68
BENUE	2	16	83	101	641
BORNO	1	11	12	24	382
CROSS	15	62	67	144	339
DELTA	5	6	30	41	545
EBONYI	6	43	54	103	458
EDO	4	27	38	69	663
EKITI	20	144	117	281	1136
ENUGU	5	55	57	117	876
GOMBE	5	41	115	161	788
IMO	146	1725	1263	3134	5981
JIGAWA	0	0	0	0	114
KADUNA	4	22	157	183	1467
KANO	1	24	86	111	665
KATSINA	3	0	165	168	397
KEBBI	9	29	456	494	734
KOGI	10	26	70	106	400
KWARA	2	76	170	248	423
LAGOS	72	126	174	372	2483
NASARAWA	2	27	60	89	608
NIGER	18	71	362	451	1802
OGUN	1	19	52	72	839
ONDO	25	155	180	360	1331
OSUN	0	11	32	43	518
OYO	4	1	25	30	860
PLATEAU	0	0	7	7	566
RIVERS	14	5	44	63	668
SOKOTO	40	18	239	297	1200
TARABA	110	94	193	397	1458
YOBE	2	6	92	100	665
ZAMFARA	0	0	20	20	186
TOTAL	**837**	**4621**	**6698**	**12156**	**42727**

GRAPHICAL REPRESENTATION OF CANDIDATES WITH 5 CREDITS AND ABOVE INCLUDING ENGLISH LANGUAGE AND MATHEMATICS IN 2008 MAY/JUNE NBC/NTC EXAMINATIONS

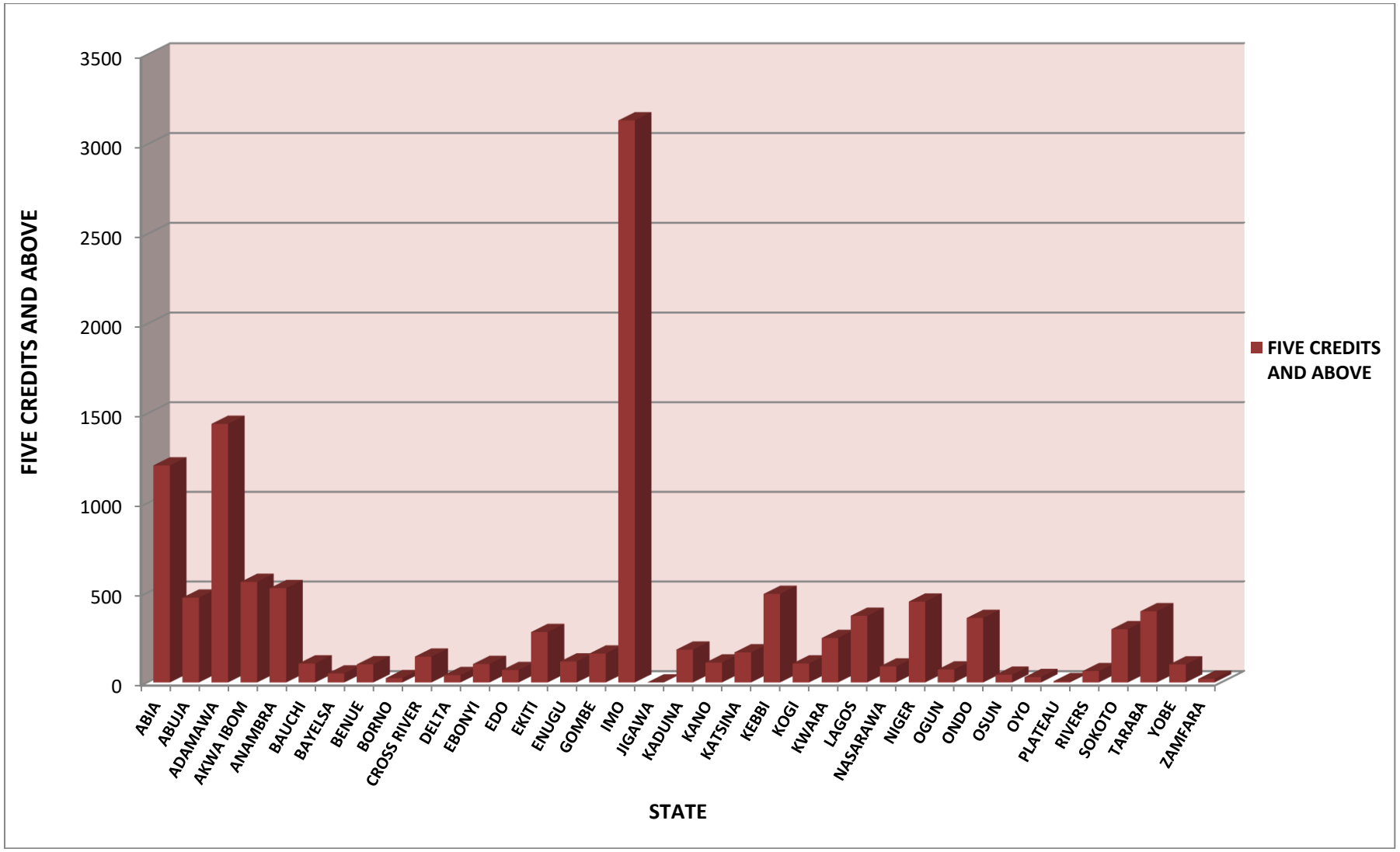

STATISTICS OF CANDIDATES WITH 5 CREDITS AND ABOVE WITH OR WITHOUT ENGLISH LANGUAGE AND MATHEMATICS IN 2008 MAY/JUNE NBC/NTC EXAMINATIONS

STATE	GENDER			FIVE CREDITS AND ABOVE	TOTAL ENROLMENT
	UNINDICATED	FEMALE	MALE		
ABIA	133	811	526	1470	2498
ABUJA	10	251	247	508	1365
ADAMAWA	148	534	1112	1794	5427
AKWA	43	114	482	639	1523
ANAMBRA	34	393	204	631	1769
BAUCHI	38	10	195	243	884
BAYELSA	4	6	49	59	68
BENUE	5	45	137	187	641
BORNO	2	25	65	92	382
CROSS	21	69	89	179	339
DELTA	11	18	50	79	545
EBONYI	7	62	67	136	458
EDO	7	48	55	110	663
EKITI	22	194	186	402	1136
ENUGU	7	73	83	163	876
GOMBE	8	65	219	292	788
IMO	164	2234	1596	3994	5981
JIGAWA	0	0	1	1	114
KADUNA	5	42	222	269	1467
KANO	2	33	247	282	665
KATSINA	5	73	197	275	397
KEBBI	10	31	512	553	734
KOGI	10	39	124	173	400
KWARA	5	80	198	283	423
LAGOS	117	262	253	632	2483
NASARAWA	12	40	108	160	608
NIGER	18	78	416	512	1802
OGUN	1	27	64	92	839
ONDO	54	317	329	700	1331
OSUN	0	20	37	57	518
OYO	7	15	41	63	860
PLATEAU	1	1	16	18	566
RIVERS	15	15	74	104	668
SOKOTO	63	32	289	384	1200
TARABA	141	122	252	515	1458
YOBE	4	17	115	136	665
ZAMFARA	1	0	47	48	186
TOTAL	**1135**	**6196**	**8904**	**16235**	**42727**

GRAPHICAL REPRESENTATION OF CANDIDATES WITH 5 CREDITS AND ABOVE WITH OR WITHOUT ENGLISH LANGUAGE AND MATHEMATICS IN 2008 MAY/JUNE NBC/NTC EXAMINATIONS

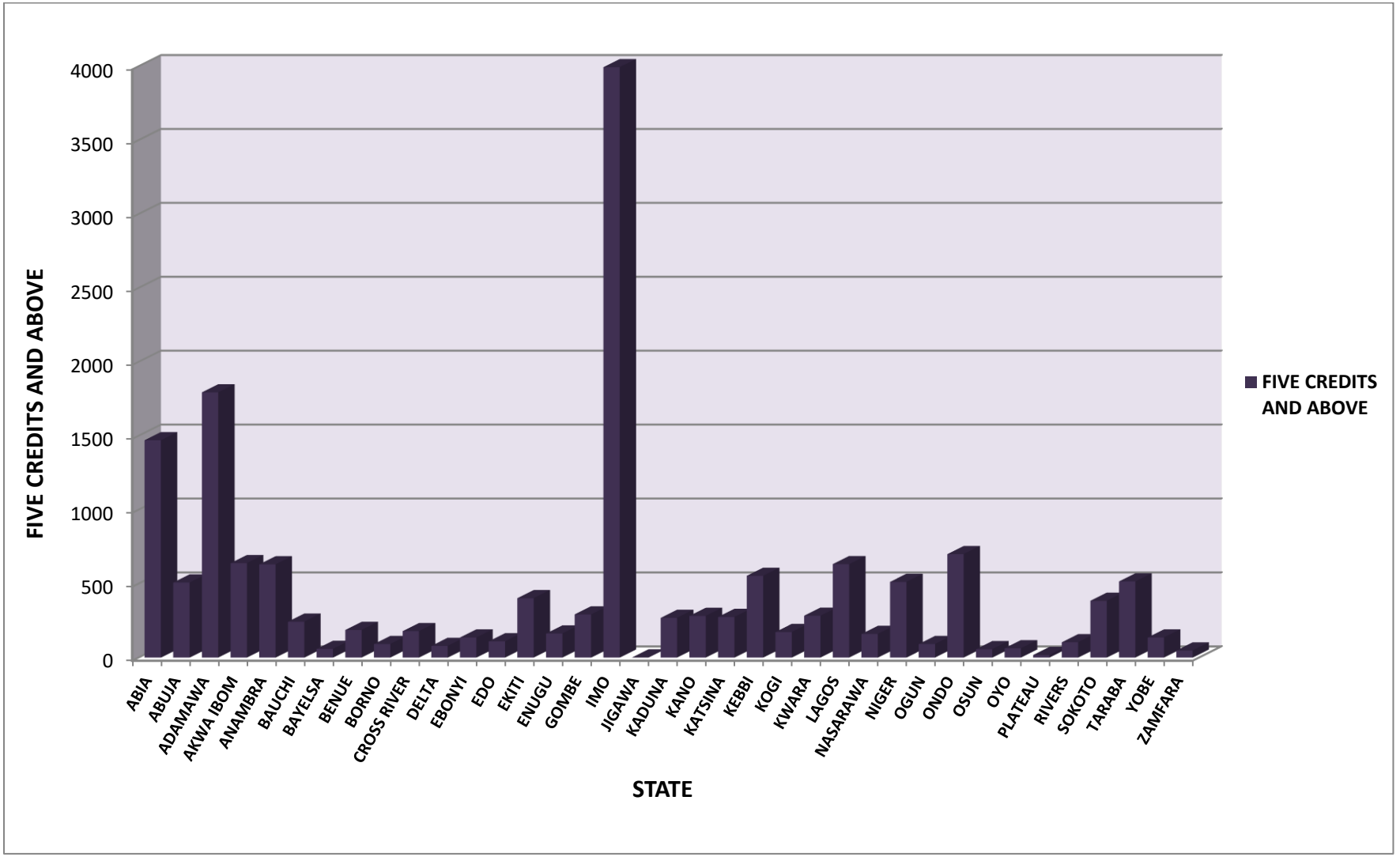

TRADE BY GENDER ENROLMENT STATISTICS FOR 2008 NOVEMBER/DECEMBER NBC/NTC AND ANBC/ANTC EXAMINATIONS

TRADE CODE	TRADE NAME	GENDER			TOTAL
		UNIDICATED	FEMALE	MALE	
01A	AGRIC. EQUIP. & IMPLEM. MECH. WORKS (ADVANCED)	0	3	21	24
01O	AGRIC. EQUIPMENT & IMPLEMENT MECH. WORKS	5	27	164	196
02A	MOTOR VEHICLE MECHANICS WORKS (ADVANCED)	7	0	232	239
02O	MOTOR VEHICLE MECHANICS WORKS	20	21	1099	1140
03O	AUTOMOBILE ELECTRICAL WORKS	1	0	24	25
04A	ELECTRICAL INSTALL. & IMPLEM. MAINTENANCE WORKS (ADVANCED)	24	35	1024	1083
04O	ELECTRICAL INTSTALL. & MAINTENANCE WORKS	64	136	3383	3583
05A	FABRICATION AND WELDING (ADVANCED)	9	3	86	98
05O	FABRICATION AND WELDING	10	11	456	477
06A	MECHANICAL ENGINEERING CRAFT PRACTICES	6	5	237	248
06O	MECHANICAL ENGENEERING CRAFT PRACTICE	16	19	821	856
07A	ELECTRONICS WORKS (ADVANCED)	1	4	45	50
07O	ELECTRONICS WORKS	9	20	233	262
08A	REFRIGERATION AND AIRCONDITIONING WORKS	1	5	45	51
08O	REFRIGERATION AND AIRCONDITIONING WORKS	0	1	76	77
09A	VEHICLE BODY BUILDING (ADVANCED)	0	0	1	1
09O	VEHICLE BODY BUILDING	0	0	3	3
11O	INSTRUMENT MECHANICS WORKS	0	0	1	1
13O	FOUNDARY CRAFT PRACTICE	0	0	3	3
15A	MARINE ENGINEERING CRAFT (ADVANCED)	0	0	15	15
15O	MARINE ENGINEERING CRAFT	0	0	10	10
17A	COMPUTER CRAFT STUDIES (ADVANCED)	5	36	81	122
17O	COMPUTER CRAFT STUDIES	8	98	316	422
18A	ANIMAL HUSBANDRY	0	2	3	5
18O	ANIMAL HUSBANDRY (ADVANCED)	2	28	94	124
20A	FISHERIES (ADVANCED)	0	1	8	9
20O	FISHERIES	0	0	1	1
21A	BRICK/BLOCKING AND CONCRETING (ADVANCED)	5	21	301	327
21O	BLOCKLAYING/BRICKLAYING AND CONCRETING	35	69	1649	1753
22A	CARPENTRY AND JOINERY (ADVANCED)	0	0	70	70

22O	CARPENTRY AND JOINERY	18	11	455	484
23A	FURNITURE MAKING (ADVANCED)	0	0	22	22
23O	FURNITURE MAKING	3	0	208	211
24O	MACHINE WOOD WORKING	0	0	1	1
25A	PAINTING AND DECORATING (ADVANCED)	2	17	26	45
25O	PAINTING AND DECORATING	1	12	50	63
26A	PLUMBING AND PIPE-FITTING (ADVANCED)	2	2	66	70
26O	PLUMBING AND PIPE-FITTING	0	5	121	126
27A	DRAUGHTMANSHIP CRAFT PRACTICE (ADV)	1	0	6	7
27O	DRAUGHTMANSHIP CRAFT PRACTICE	0	0	16	16
31O	COSMETOLOGY	0	2	3	5
32O	MEN'S GARMENT MAKING	1	0	4	5
33A	LADIES GARMENT MAKING (ADVANCED)	0	8	0	8
33O	LADIES GARMENT MAKING	0	7	3	10
34A	CATERING CRAFT PRACTICE (ADVANCED)	3	169	18	190
34O	CATERING CRAFT PRACTICE	17	237	92	346
35A	LEATHER GOODS MANUFACTURE (ADVANCED)	0	1	6	7
35O	LEATHER TRADES	4	0	0	4
36A	PRINTING CRAFT PRACTICE (ADVANCED)	0	2	11	13
36O	PRINTING CRAFT PRACTICE	0	1	5	6
37A	TEXTILE TRADES (ADVANCED)	1	0	1	2
37O	TEXTILE TRADES	0	2	0	2
38A	GRAPHICS ARTS (ADVANCED)	0	0	2	2
38O	GRAPHIC ARTS	0	3	15	18
39A	CERAMICS	0	1	2	3
39O	CERAMICS (ADVANCED)	0	1	3	4
41A	SECRETARIAL DUTIES (ADVANCED)	30	776	131	937
41O	SECRETARIAL DUTIES	134	1093	1760	2987
42A	FINANCIAL MANAGEMENT	225	3405	3116	6746
42O	BOOK-KEEPING	729	26494	42037	69260
43A	SALESMANSHIP (ADVANCED)	2	39	78	119
43O	SALESMANSHIP	10	379	556	945
44A	TOURISM (ADVANCED)	1	25	35	61
44O	TOURISM	4	29	104	137
TOTAL		**1416**	**33266**	**59455**	**94137**

GRAPHICAL REPRESENTATION OF TRADE BY GENDER ENROLMENT STATISTICS FOR 2008 NOVEMBER/DECEMBER NBC/NTC AND ANBC/ANTC EXAMINATIONS

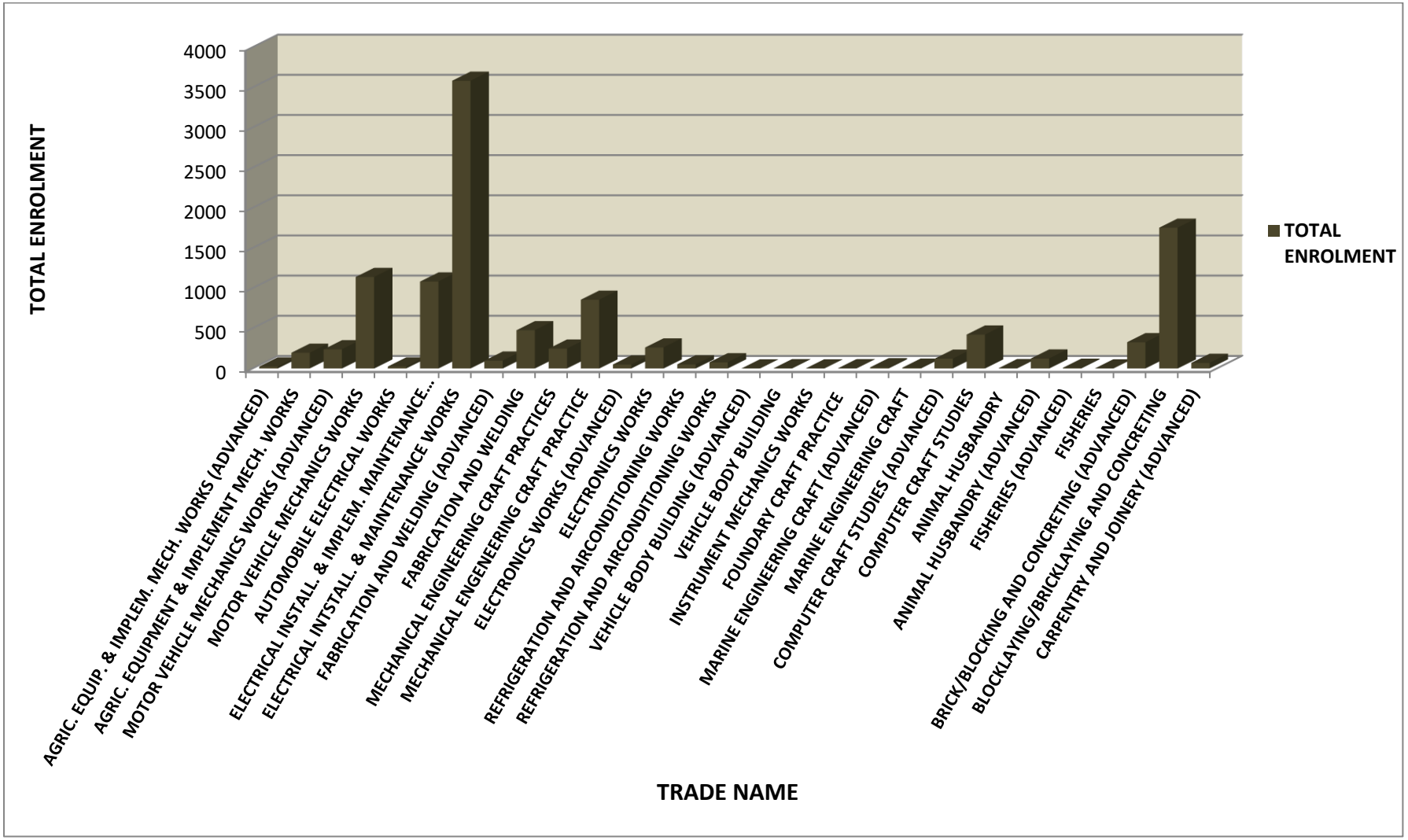

GRAPHICAL REPRESENTATION OF TRADE BY GENDER ENROLMENT STATISTICS FOR 2008 NOVEMBER/DECEMBER NBC/NTC AND ANBC/ANTC EXAMINATIONS (CONTINUED)

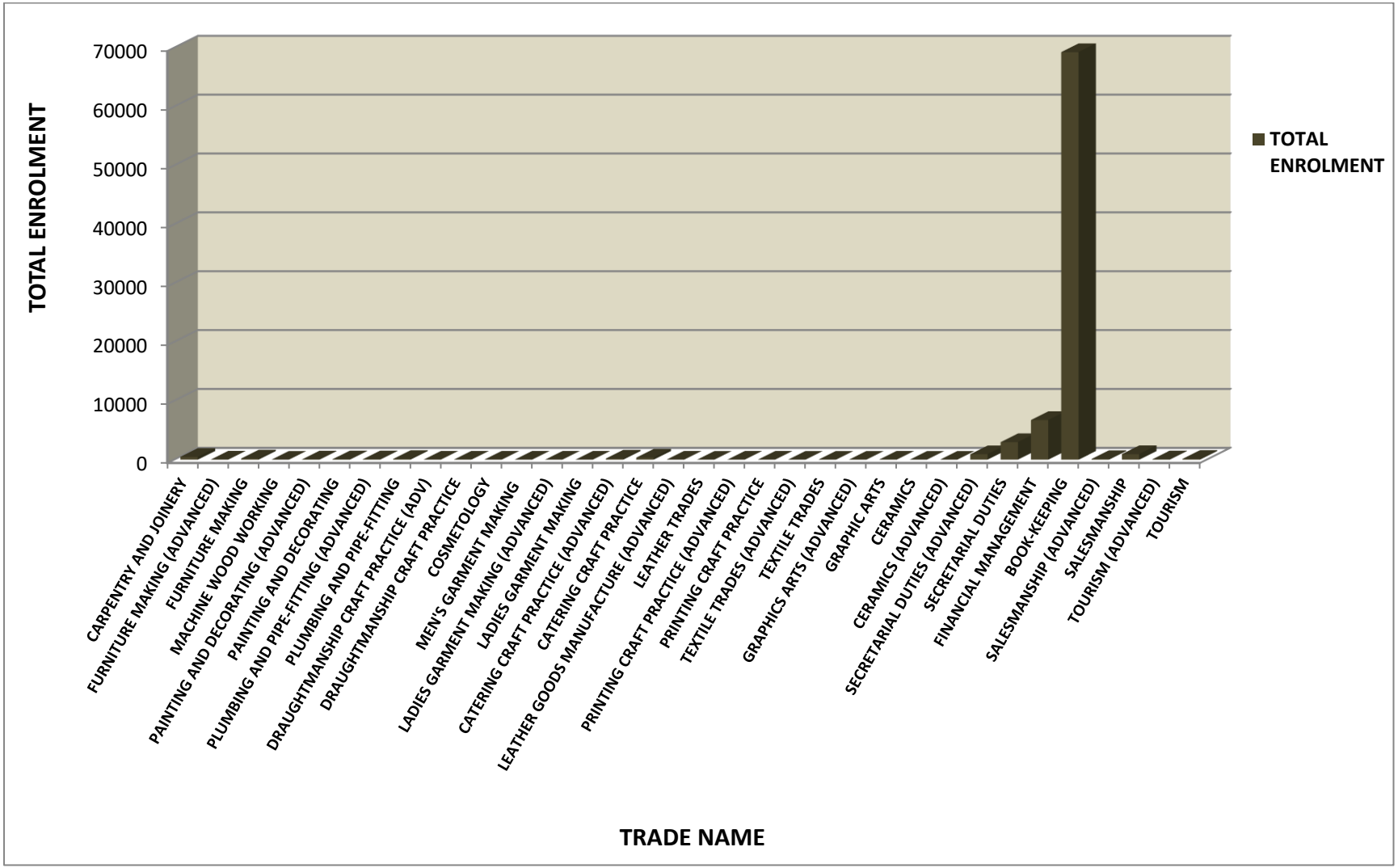

STATE BY GENDER ENROLMENT STATISTICS FOR 2008 NOVEMBER/DECEMBER NBC/NTC AND ANBC/ANTC EXAMINATIONS

STATE	GENDER			TOTAL
	UNINDICATED	FEMALE	MALE	
ABIA	64	1681	1207	2952
ABUJA	36	2218	2319	4573
ADAMAWA	96	3254	6892	10242
AKWA IBOM	14	262	612	888
ANAMBRA	36	1023	696	1755
BAUCHI	14	206	1403	1623
BAYELSA	4	20	77	101
BENUE	0	57	192	249
BORNO	16	399	1035	1450
CROSS RIVER	62	346	703	1111
DELTA	49	1060	1657	2766
EBONYI	0	157	178	335
EDO	91	1165	1834	3090
EKITI	54	1380	1466	2900
ENUGU	34	767	1051	1852
GOMBE	32	871	2914	3817
IMO	90	2154	1664	3908
JIGAWA	2	16	200	218
KADUNA	8	151	878	1037
KANO	2	103	721	826
KATSINA	6	333	2257	2596
KEBBI	4	212	876	1092
KOGI	65	1716	3211	4992
KWARA	173	5893	7277	13343
LAGOS	17	426	1106	1549
NASARAWA	8	383	790	1181
NIGER	146	2436	5884	8466
OGUN	8	124	362	494
ONDO	112	1692	1957	3761
OSUN	41	383	663	1087
OYO	41	773	1280	2094
PLATEAU	3	57	219	279
RIVERS	24	177	481	682
SOKOTO	11	256	1448	1715
TARABA	32	755	1911	2698
YOBE	16	253	1397	1666
ZAMFARA	5	107	637	749
TOTAL	**1416**	**33266**	**59455**	**94137**

GRAPHICAL REPRESENTATION OF STATE BY GENDER ENROLMENT STATISTICS FOR 2008 NOVEMBER/DECEMBER NBC/NTC AND ANBC/ANTC EXAMINATIONS

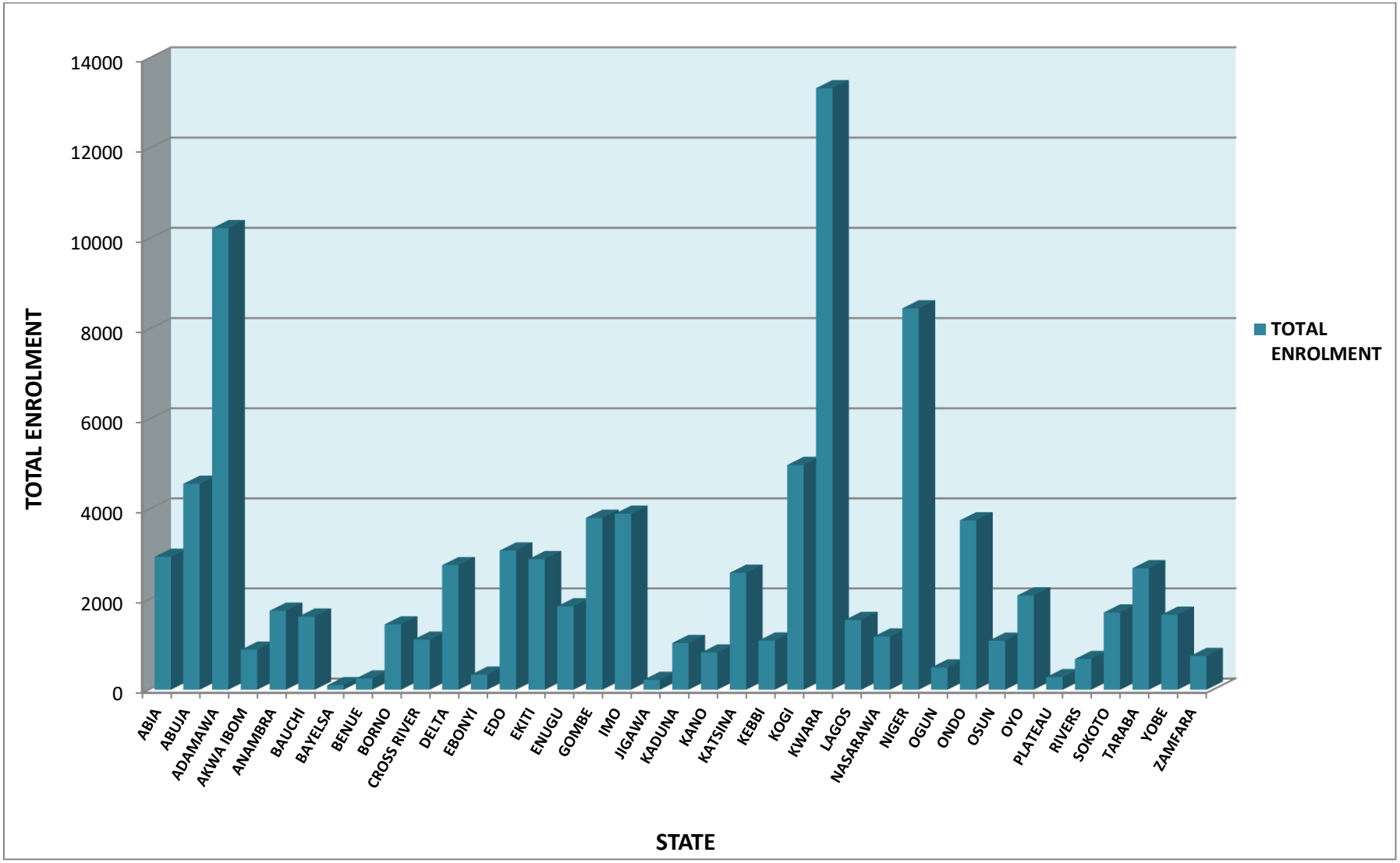

TRADE BY GENDER ENROLMENT STATISTICS FOR 2009 MAY/JUNE NBC/NTC AND ANBC/ANTC EXAMINATIONS

TRADE CODE	TRADE NAME	GENDER			TOTAL
		UNINDICATED	FEMALE	MALE	
01O	AGRIC. EQUIPMENT & IMPLEMENT MECH. WORKS	36	96	334	466
02O	MOTOR VEHICLE MECHANICS WORKS	40	40	2692	2772
03O	AUTOMOBILE ELECTRICAL WORKS	3	0	21	24
04O	ELECTRICAL INTSTALL. & MAINTENANCE WORKS	175	244	6177	6596
05O	FABRICATION AND WELDING	34	34	1757	1825
06O	MECHANICAL ENGINEERING CRAFT PRACTICE	80	26	1430	1536
07O	ELECTRONICS WORKS	53	70	992	1115
08O	REFRIGERATION AND AIR-CONDITIONING WORKS	1	7	226	234
09O	VEHICLE BODY BUILDING	0	0	27	27
11O	INSTRUMENT MECHANICS WORKS	0	3	20	23
12O	APPLIANCE MAINTENANCE AND REPAIRS	0	0	1	1
13O	FOUNDRY CRAFT PRACTICE	0	0	8	8
15O	MARINE ENGINEERING CRAFT	0	0	5	5
17O	COMPUTER CRAFT STUDIES	8	253	413	674
18O	ANIMAL HUSBANDRY	0	2	1	3
21O	BLOCKLAYING/BRICKLAYING AND CONCRETING	158	198	2982	3338
22O	CARPENTRY AND JOINERY	54	35	1459	1548
23O	FURNITURE MAKING	2	6	539	547
24O	MACHINE WOOD WORKING	0	0	2	2
25O	PAINTING AND DECORATING	0	15	183	198
26O	PLUMBING AND PIPE-FITTING	1	15	322	338
27O	DRAUGHTMANSHIP CRAFT PRACTICE	0	1	21	22
31O	COSMETOLOGY	0	2	0	2
33O	LADIES GARMENT MAKING	0	76	10	86
34O	CATERING CRAFT PRACTICE	55	1067	175	1297
35O	LEATHER TRADES	0	0	12	12
36O	PRINTING CRAFT PRACTICE	0	13	91	104
37O	TEXTILE TRADES	0	7	4	11
38O	GRAPHIC ARTS	4	2	50	56
39O	CERAMICS	0	3	18	21
41O	SECRETARIAL DUTIES	16	417	160	593
42O	BOOK-KEEPING	772	11084	12694	24550
43O	SALESMANSHIP	0	29	50	79
TOTAL		**1492**	**13745**	**32876**	**48113**

GRAPHICAL REPRESENTATION OF TRADE BY GENDER ENROLMENT STATISTICS FOR 2009 MAY/JUNE NBC/NTC AND ANBC/ANTC EXAMINATIONS

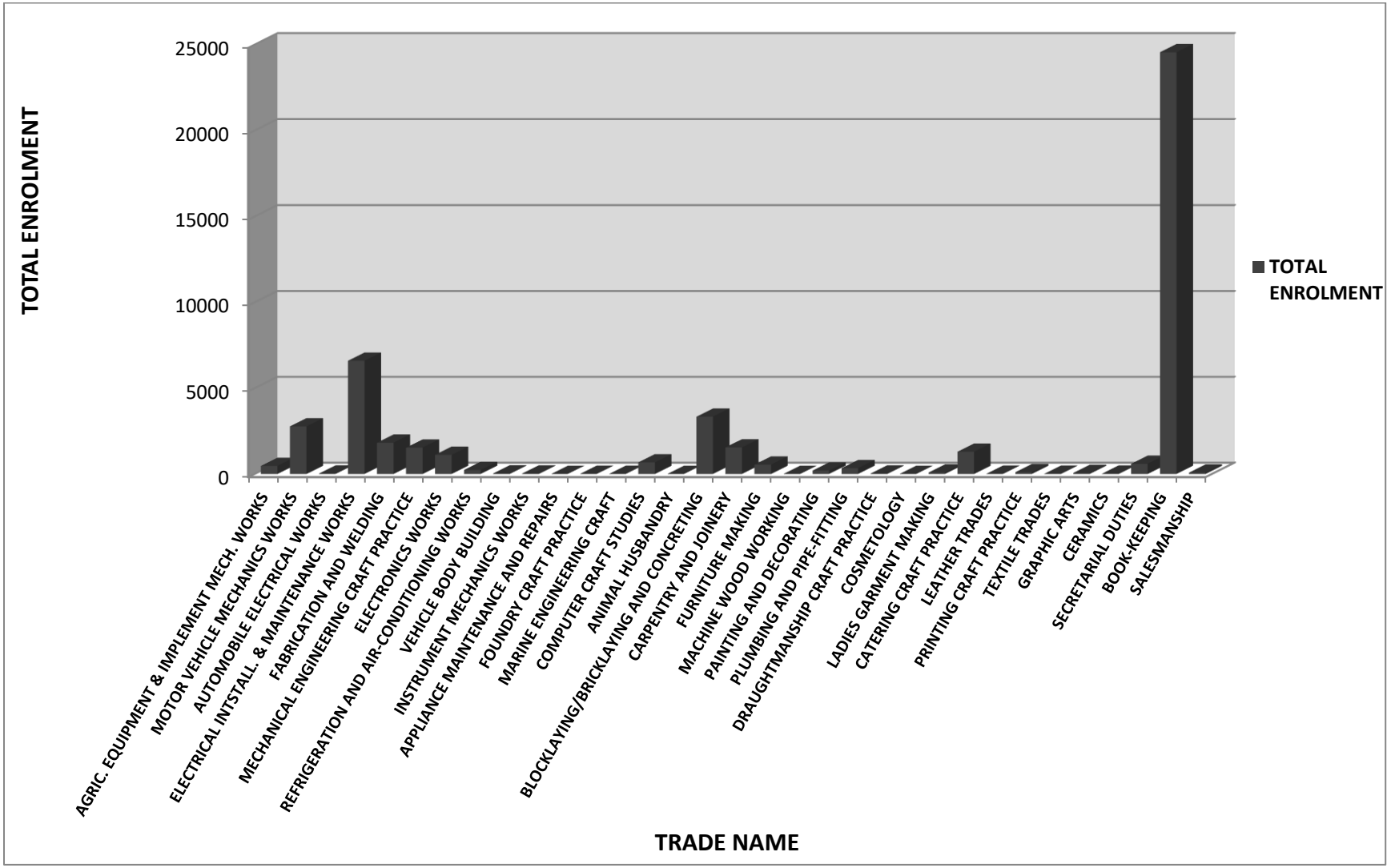

STATE BY GENDER ENROLMENT STATISTICS FOR 2009 MAY/JUNE NBC/NTC EXAMINATIONS

STATE CODE	STATE	GENDER			TOTAL ENROLMENT
		UNINDICATED	FEMALE	MALE	
01	ABIA	96	1215	917	2228
02	ABUJA	105	841	1000	1946
03	ADAMAWA	692	1786	4325	6803
04	AKWA IBOM	268	221	1320	1809
05	ANAMBRA	102	718	534	1354
06	BAUCHI	41	138	1449	1628
07	BAYELSA	0	9	47	56
08	BENUE	44	74	533	651
09	BORNO	58	135	287	480
10	CROSS RIVER	2	201	308	511
11	DELTA	21	140	421	582
12	EBONYI	2	113	241	356
13	EDO	7	268	471	746
14	EKITI	9	455	565	1029
15	ENUGU	0	248	617	865
16	GOMBE	1	264	1071	1336
17	IMO	28	2469	2348	4845
18	JIGAWA	0	0	167	167
19	KADUNA	0	277	1328	1605
20	KANO	0	59	680	739
21	KATSINA	0	77	381	458
22	KEBBI	0	102	850	952
23	KOGI	1	150	390	541
24	KWARA	4	515	834	1353
25	LAGOS	5	683	1921	2609
26	NASARAWA	0	97	449	546
27	NIGER	1	339	2073	2413
28	OGUN	1	231	606	838
29	ONDO	2	491	850	1343
30	OSUN	0	194	495	689
31	OYO	0	174	619	793
32	PLATEAU	1	138	483	622
33	RIVERS	0	33	614	647
34	SOKOTO	0	185	1105	1290
35	TARABA	1	563	1306	1870
36	YOBE	0	102	787	889
37	ZAMFARA	0	40	484	524
	TOTAL	**1492**	**13745**	**32876**	**48113**

GRAPHICAL REPRESENTATION OF STATE BY GENDER ENROLMENT STATISTICS FOR 2009 MAY/JUNE NBC/NTC EXAMINATIONS

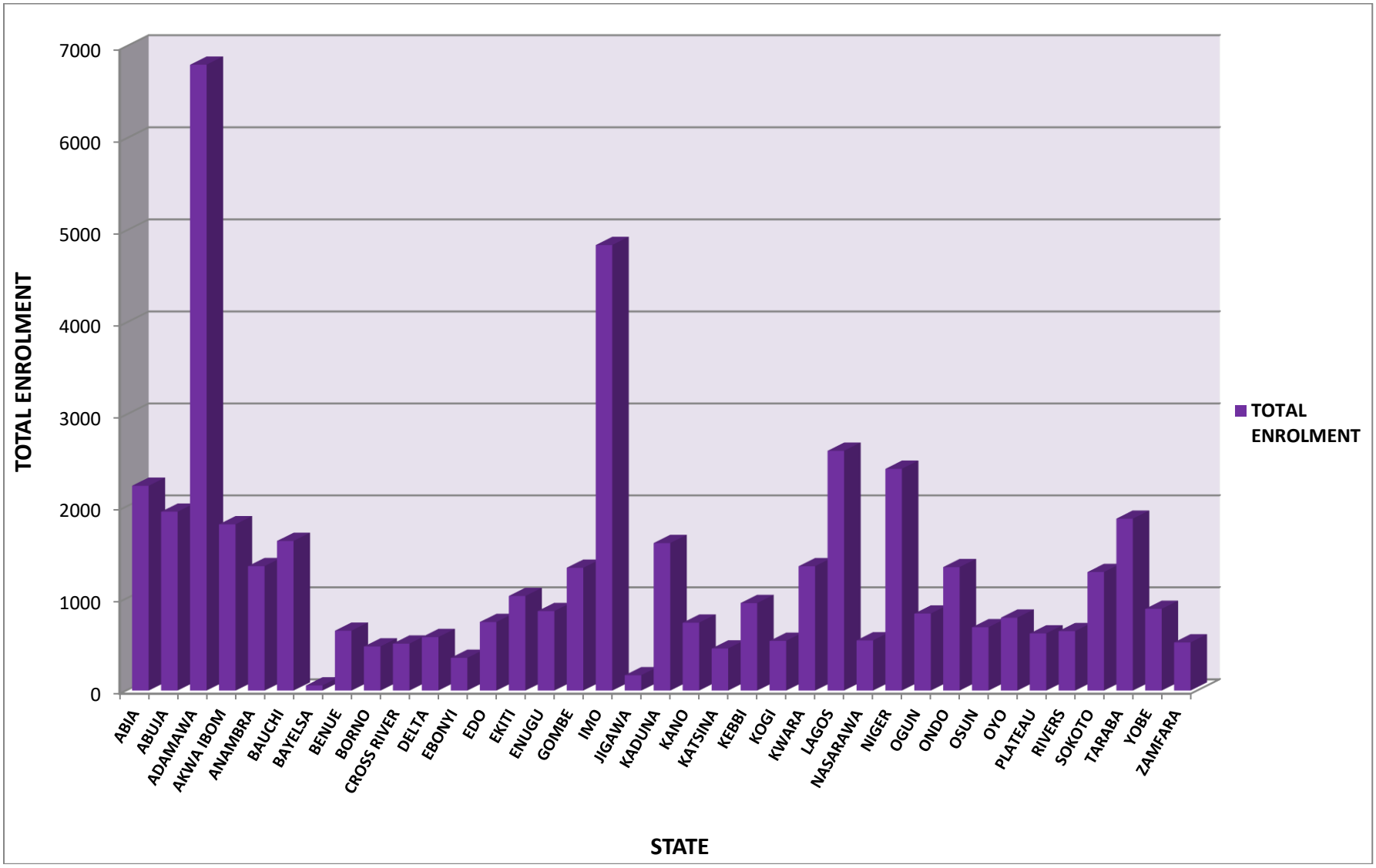

STATISTICS OF CANDIDATES WITH 5 CREDITS AND ABOVE INCLUDING ENGLISH LANGUAGE AND MATHEMATICS IN 2009 MAY/JUNE NBC/NTC EXAMINATIONS

STATE	GENDER			FIVE CREDITS AND ABOVE	TOTAL ENROLMENT
	UNINDICATED	FEMALE	MALE		
ABIA	52	721	494	1267	2228
ABUJA	30	361	387	778	1946
ADAMAWA	217	676	1573	2466	6803
AKWA	83	114	638	835	1809
ANAMBRA	63	373	228	664	1354
BAUCHI	15	28	368	411	1628
BAYELSA	0	3	8	11	56
BENUE	9	44	178	231	651
BORNO	0	2	28	30	480
CROSS	0	90	93	183	511
DELTA	0	16	40	56	582
EBONYI	0	40	45	85	356
EDO	0	85	58	143	746
EKITI	4	199	227	430	1029
ENUGU	0	41	106	147	865
GOMBE	0	33	126	159	1336
IMO	1	1743	1463	3207	4845
JIGAWA	0	0	5	5	167
KADUNA	0	79	380	459	1605
KANO	0	1	113	114	739
KATSINA	0	70	110	180	458
KEBBI	0	33	287	320	952
KOGI	0	54	101	155	541
KWARA	0	89	207	296	1353
LAGOS	0	121	247	368	2609
NASARAWA	0	30	94	124	546
NIGER	0	137	563	700	2413
OGUN	0	60	97	157	838
ONDO	1	319	445	765	1343
OSUN	0	54	56	110	689
OYO	0	43	61	104	793
PLATEAU	0	8	31	39	622
RIVERS	0	7	80	87	647
SOKOTO	0	93	611	704	1290
TARABA	0	117	284	401	1870
YOBE	0	17	90	107	889
ZAMFARA	0	6	92	98	524
TOTAL	**475**	**5907**	**10014**	**16396**	**48113**

GRAPHICAL REPRESENTATION OF OF CANDIDATES WITH 5 CREDITS AND ABOVE INCLUDING ENGLISH LANGUAGE AND MATHEMATICS IN 2009 MAY/JUNE NBC/NTC EXAMINATIONS

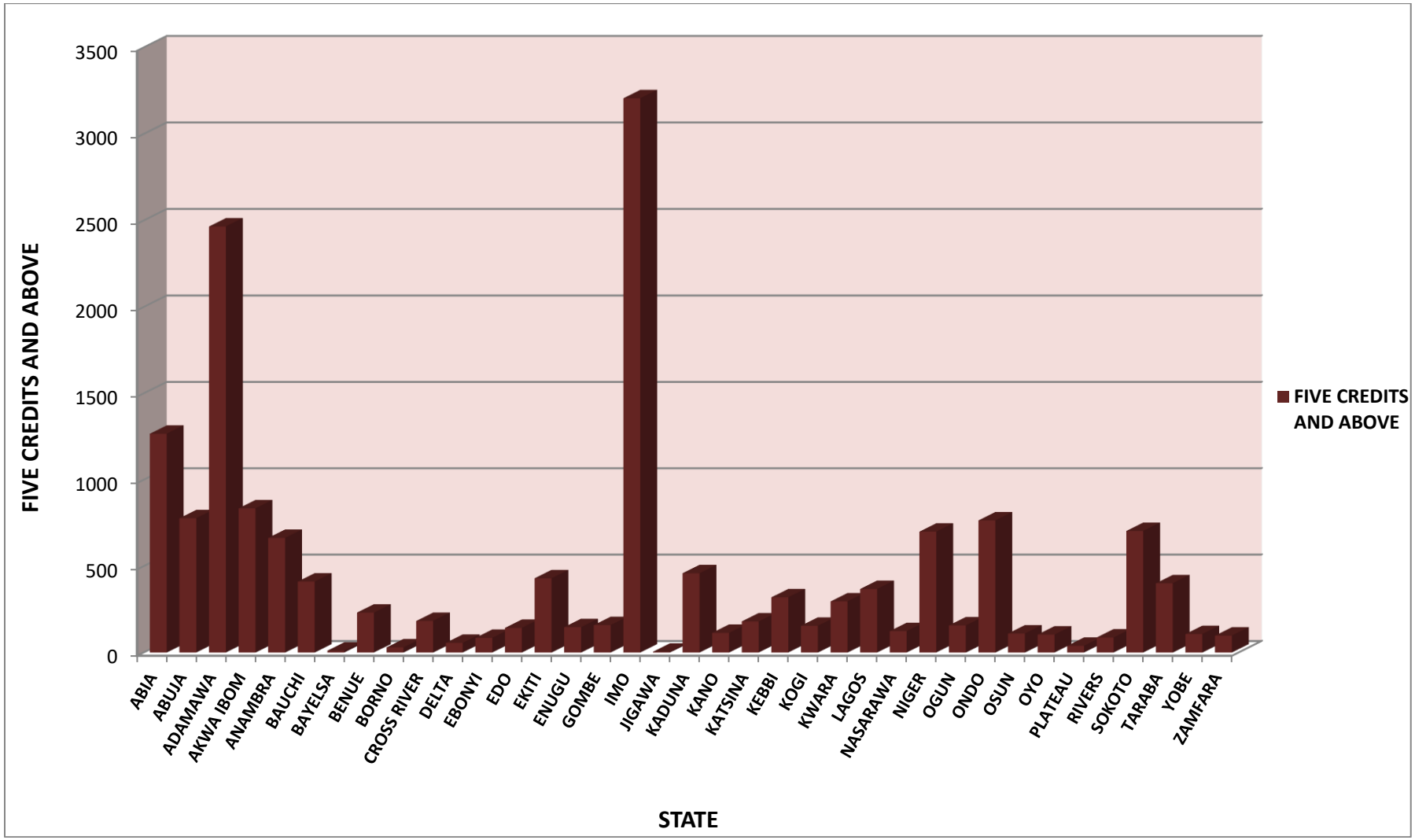

STATISTICS OF CANDIDATES WITH 5 CREDITS AND ABOVE WITH OR WITHOUT ENGLISH LANGUAGE AND MATHEMATICS IN 2009 MAY/JUNE NBC/NTC EXAMINATIONS

STATE	GENDER			FIVE CREDITS AND ABOVE	TOTAL ENROLMENT
	UNINDICATED	FEMALE	MALE		
ABIA	65	914	665	1644	2228
ABUJA	43	451	490	984	1946
ADAMAWA	310	1072	2407	3789	6803
AKWA	107	153	792	1052	1809
ANAMBRA	70	443	274	787	1354
BAUCHI	21	54	559	634	1628
BAYELSA	0	5	21	26	56
BENUE	13	60	218	291	651
BORNO	0	4	66	70	480
CROSS	0	132	154	286	511
DELTA	0	25	48	73	582
EBONYI	0	72	82	154	356
EDO	0	103	89	192	746
EKITI	4	287	280	571	1029
ENUGU	0	84	154	238	865
GOMBE	1	63	203	267	1336
IMO	4	2066	1747	3817	4845
JIGAWA	0	0	8	8	167
KADUNA	0	124	480	604	1605
KANO	0	4	208	212	739
KATSINA	0	77	217	294	458
KEBBI	0	45	463	508	952
KOGI	0	74	165	239	541
KWARA	2	261	437	700	1353
LAGOS	0	239	329	568	2609
NASARAWA	0	42	118	160	546
NIGER	0	184	820	1004	2413
OGUN	0	83	130	213	838
ONDO	1	404	548	953	1343
OSUN	0	64	82	146	689
OYO	0	60	77	137	793
PLATEAU	0	14	35	49	622
RIVERS	0	7	149	156	647
SOKOTO	0	97	740	837	1290
TARABA	0	211	460	671	1870
YOBE	0	36	145	181	889
ZAMFARA	0	11	142	153	524
TOTAL	**641**	**8025**	**14002**	**22668**	**48113**

GRAPHICAL OF REPRESENTATION OF CANDIDATES WITH 5 CREDITS AND ABOVE WITH OR WITHOUT ENGLISH LANGUAGE AND MATHEMATICS IN 2009 MAY/JUNE NBC/NTC EXAMINATIONS

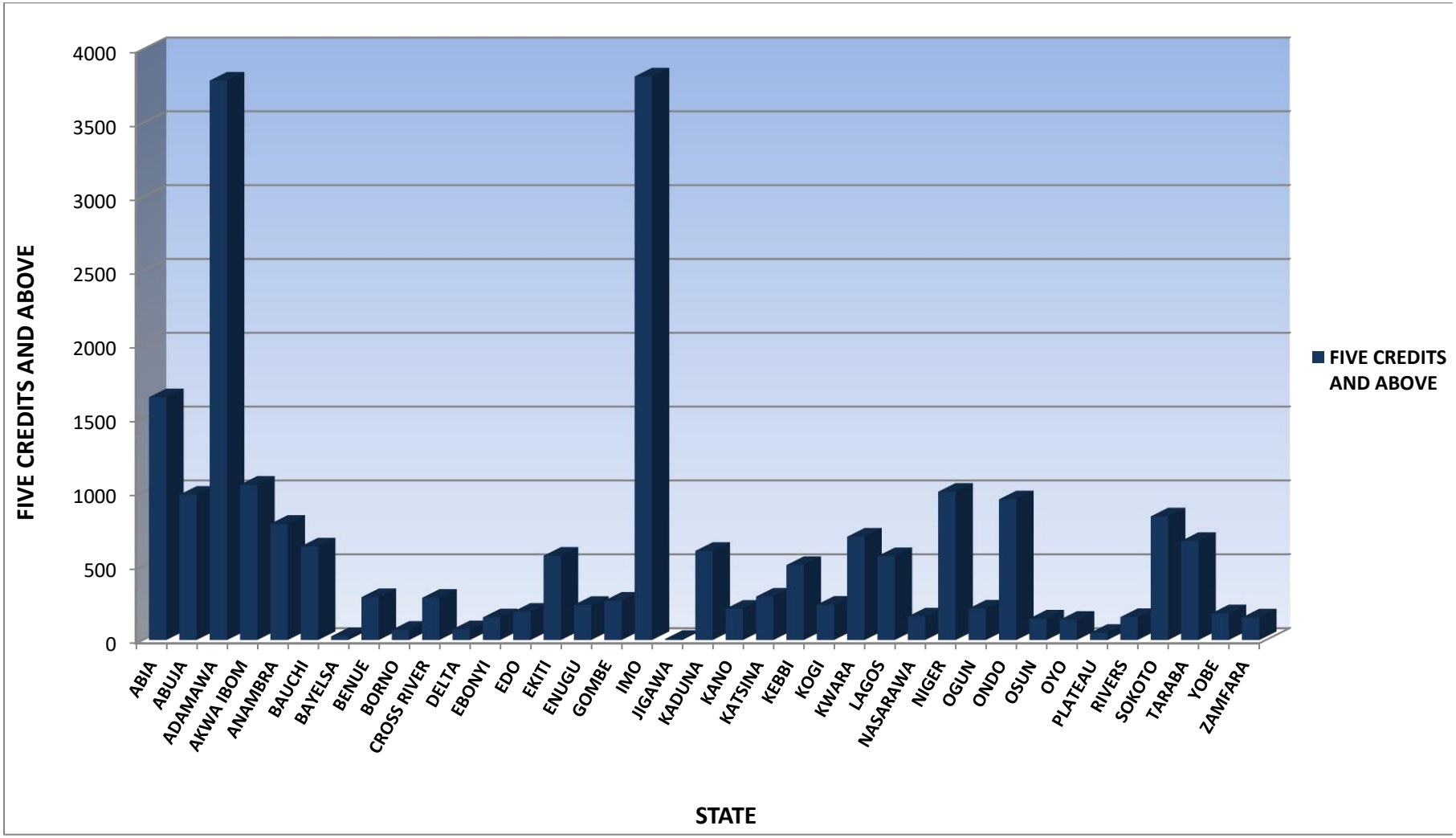

TRADE BY GENDER ENROLMENT STATISTICS FOR 2009 NOVEMBER/DECEMBER NBC/NTC AND ANBC/ANTC EXAMINATIONS

TRADE CODE	TRADE NAME	GENDER			TOTAL
		UNINDICATED	FEMALE	MALE	
01A	AGRIC. EQUIP. & IMPLEM. MECH. WORKS (ADVANCED)	1	2	28	31
01O	AGRIC. EQUIPMENT & IMPLEMENT MECH. WORKS	7	24	106	137
02A	MOTOR VEHICLE MECHANICS WORKS (ADVANCED)	5	2	207	214
02O	MOTOR VEHICLE MECHANICS WORKS	65	11	917	993
03O	AUTOMOBILE ELECTRICAL WORKS	1	0	10	11
04A	ELECTRICAL INSTALL. & IMPLEM. MAINTENANCE WORKS (ADVANCED)	25	25	751	801
04O	ELECTRICAL INTSTALL. & MAINTENANCE WORKS	148	80	2669	2897
05A	FABRICATION AND WELDING (ADVANCED)	3	2	62	67
05O	FABRICATION AND WELDING	29	4	387	420
06A	MECHANICAL ENGINEERING CRAFT PRACTICES	5	7	213	225
06O	MECHANICAL ENGENEERING CRAFT PRACTICE	45	11	614	670
07A	ELECTRONICS WORKS (ADVANCED)	0	4	29	33
07O	ELECTRONICS WORKS	12	16	210	238
08A	REFRIGERATION AND AIRCONDITIONING WORKS	1	5	30	36
08O	REFRIGERATION AND AIRCONDITIONING WORKS	11	2	67	80
09A	VEHICLE BODY BUILDING (ADVANCED)	0	0	3	3
09O	VEHICLE BODY BUILDING	0	0	5	5
10O	LIGHT VEHICLE BODY REPAIR WORK	0	0	1	1
11O	INSTRUMENT MECHANICS WORKS	0	0	6	6
12O	APPLIANCE MAINTENANCE AND REPAIRS	0	0	1	1
13A	FOUNDARY CRAFT PRACTICE	0	0	4	4
13O	FOUNDARY CRAFT PRACTICE (ADVANCED)	0	0	1	1
15A	MARINE ENGINEERING CRAFT (ADVANCED)	0	0	9	9
15O	MARINE ENGINEERING CRAFT	1	0	15	16
17A	COMPUTER CRAFT STUDIES (ADVANCED)	0	12	30	42
17O	COMPUTER CRAFT STUDIES	18	35	174	227
18O	ANIMAL HUSBANDRY	13	6	17	36
20A	FISHERIES (ADVANCED)	0	0	1	1
20O	FISHERIES	0	0	1	1
21A	BRICK/BLOCKING AND CONCRETING (ADVANCED)	223	1	2	226

21O	BLOCKLAYING/BRICKLAYING AND CONCRETING	62	44	1153	1259
22A	CARPENTRY AND JOINERY (ADVANCED)	47	0	3	50
22O	CARPENTRY AND JOINERY	29	10	316	355
23A	FURNITURE MAKING (ADVANCED)	10	0	1	11
23O	FURNITURE MAKING	9	0	165	174
25A	PAINTING AND DECORATING (ADVANCED)	21	0	0	21
25O	PAINTING AND DECORATING	5	10	44	59
26A	PLUMBING AND PIPE-FITTING (ADVANCED)	6	0	56	62
26O	PLUMBING AND PIPE-FITTING	8	0	93	101
27A	DRAUGHTMANSHIP CRAFT PRACTICE (ADV)	3	0	0	3
27O	DRAUGHTMANSHIP CRAFT PRACTICE	1	0	12	13
32A	MEN'S GARMENT MAKING (ADVANCED)	0	0	1	1
33A	LADIES GARMENT MAKING (ADVANCED)	0	4	1	5
33O	LADIES GARMENT MAKING	0	3	0	3
34A	CATERING CRAFT PRACTICE (ADVANCED)	5	94	13	112
34O	CATERING CRAFT PRACTICE	16	193	69	278
35A	LEATHER GOODS MANUFACTURE (ADVANCED)	1	1	2	4
35O	LEATHER TRADES	0	0	1	1
36A	PRINTING CRAFT PRACTICE (ADVANCED)	0	1	3	4
36O	PRINTING CRAFT PRACTICE	0	0	7	7
37A	TEXTILE TRADES (ADVANCED)	0	1	2	3
37O	TEXTILE TRADES	0	0	2	2
38A	GRAPHICS ARTS (ADVANCED)	0	2	5	7
38O	GRAPHIC ARTS	1	1	8	10
39O	CERAMICS	0	0	1	1
41A	SECRETARIAL DUTIES (ADVANCED)	24	776	100	900
41O	SECRETARIAL DUTIES	41	226	150	417
42A	FINANCIAL MANAGEMENT	157	2769	2427	5353
42O	BOOK-KEEPING	1187	11200	16353	28740
43A	SALESMANSHIP (ADVANCED)	1	21	60	82
43O	SALESMANSHIP	27	57	121	205
44A	TOURISM (ADVANCED)	1	10	12	23
44O	TOURISM	14	13	54	81
TOTAL		**2289**	**15685**	**27805**	**45779**

TRADE BY GENDER ENROLMENT STATISTICS FOR 2009 NOVEMBER/DECEMBER NBC/NTC AND ANBC/ANTC EXAMINATIONS

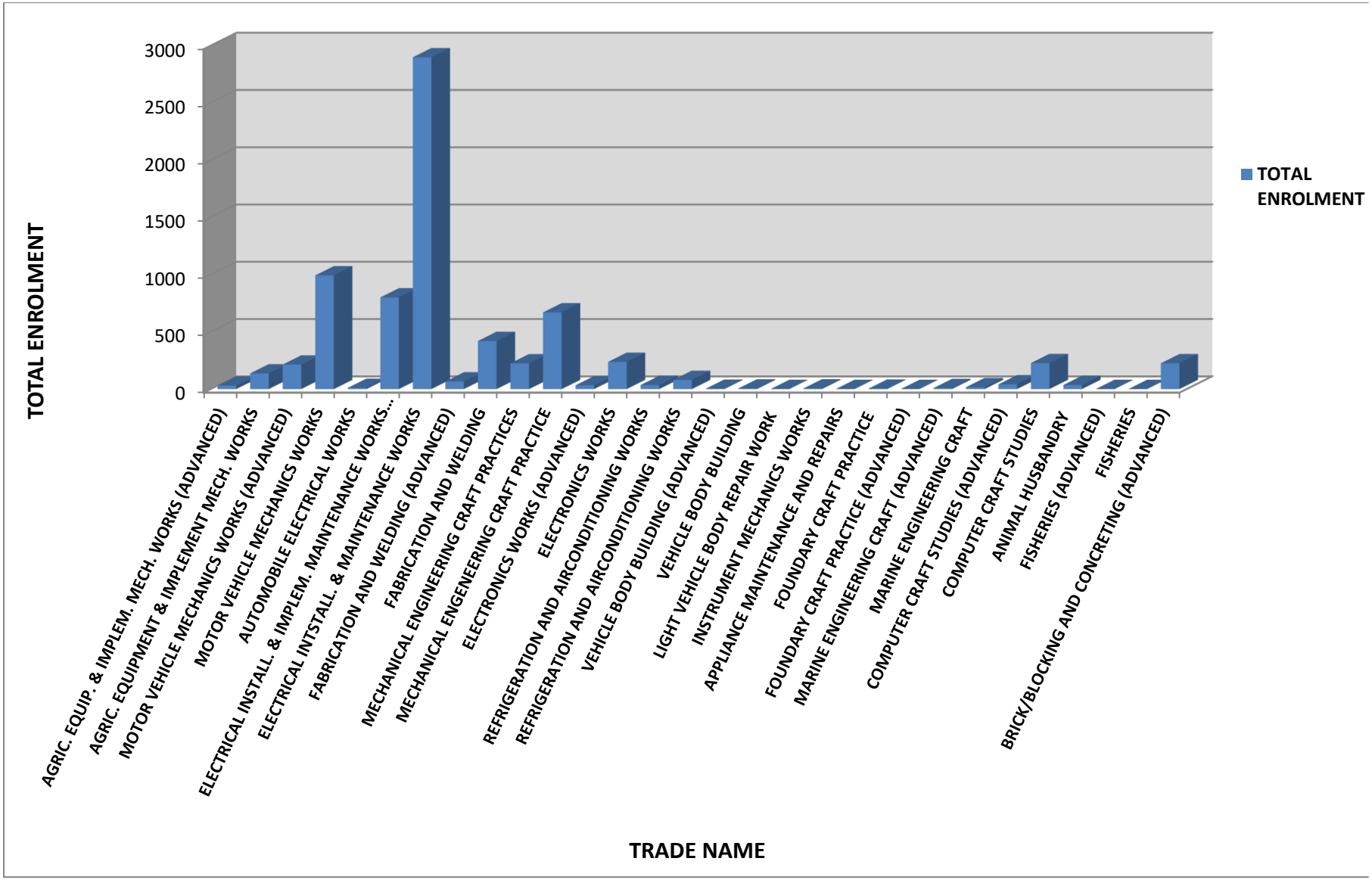

TRADE BY GENDER ENROLMENT STATISTICS FOR 2009 NOVEMBER/DECEMBER NBC/NTC AND ANBC/ANTC EXAMINATIONS (CONTINUED)

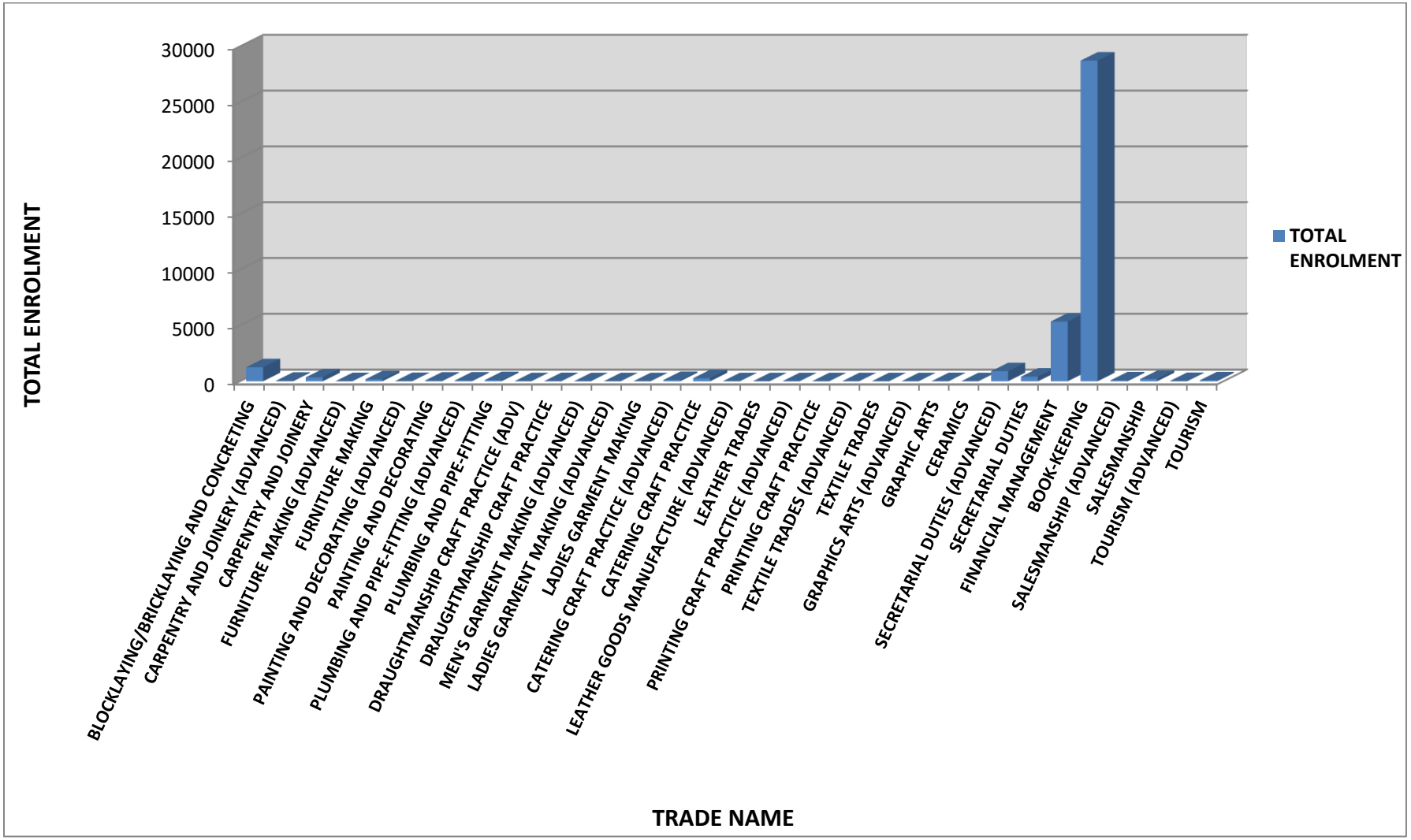

STATE BY GENDER ENROLMENT STATISTICS FOR 2009 NOVEMBER/DECEMBER NBC/NTC AND ANBC/ANTC EXAMINATIONS

STATE CODE	STATE	GENDER			TOTAL ENROLMENT
		UNINDICATED	FEMALE	MALE	
01	ABIA	94	1710	1031	2835
02	ABUJA	96	1731	1809	3636
03	ADAMAWA	222	868	1905	2995
04	AKWA IBOM	58	170	527	755
05	ANAMBRA	73	679	404	1156
06	BAUCHI	52	59	404	515
07	BAYELSA	6	5	42	53
08	BENUE	7	32	159	198
09	BORNO	18	82	328	428
10	CROSS RIVER	89	170	422	681
11	DELTA	64	693	1173	1930
12	EBONYI	13	97	115	225
13	EDO	85	475	900	1460
14	EKITI	102	782	826	1710
15	ENUGU	73	482	702	1257
16	GOMBE	8	142	604	754
17	IMO	131	1566	1162	2859
18	JIGAWA	2	0	19	21
19	KADUNA	14	78	479	571
20	KANO	25	79	617	721
21	KATSINA	15	156	1196	1367
22	KEBBI	3	100	366	469
23	KOGI	155	819	1676	2650
24	KWARA	54	952	1413	2419
25	LAGOS	152	430	956	1538
26	NASARAWA	9	98	332	439
27	NIGER	123	647	2287	3057
28	OGUN	34	98	272	404
29	ONDO	156	1073	1374	2603
30	OSUN	37	205	472	714
31	OYO	121	515	930	1566
32	PLATEAU	6	26	165	197
33	RIVERS	49	127	339	515
34	SOKOTO	47	139	965	1151
35	TARABA	72	284	813	1169
36	YOBE	12	40	364	416
37	ZAMFARA	12	76	257	345
TOTAL		**2289**	**15685**	**27805**	**45779**

GRAPHICAL REPRESENTATION OF STATE BY GENDER ENROLMENT STATISTICS FOR 2009 NOVEMBER/DECEMBER NBC/NTC AND ANBC/ANTC EXAMINATIONS

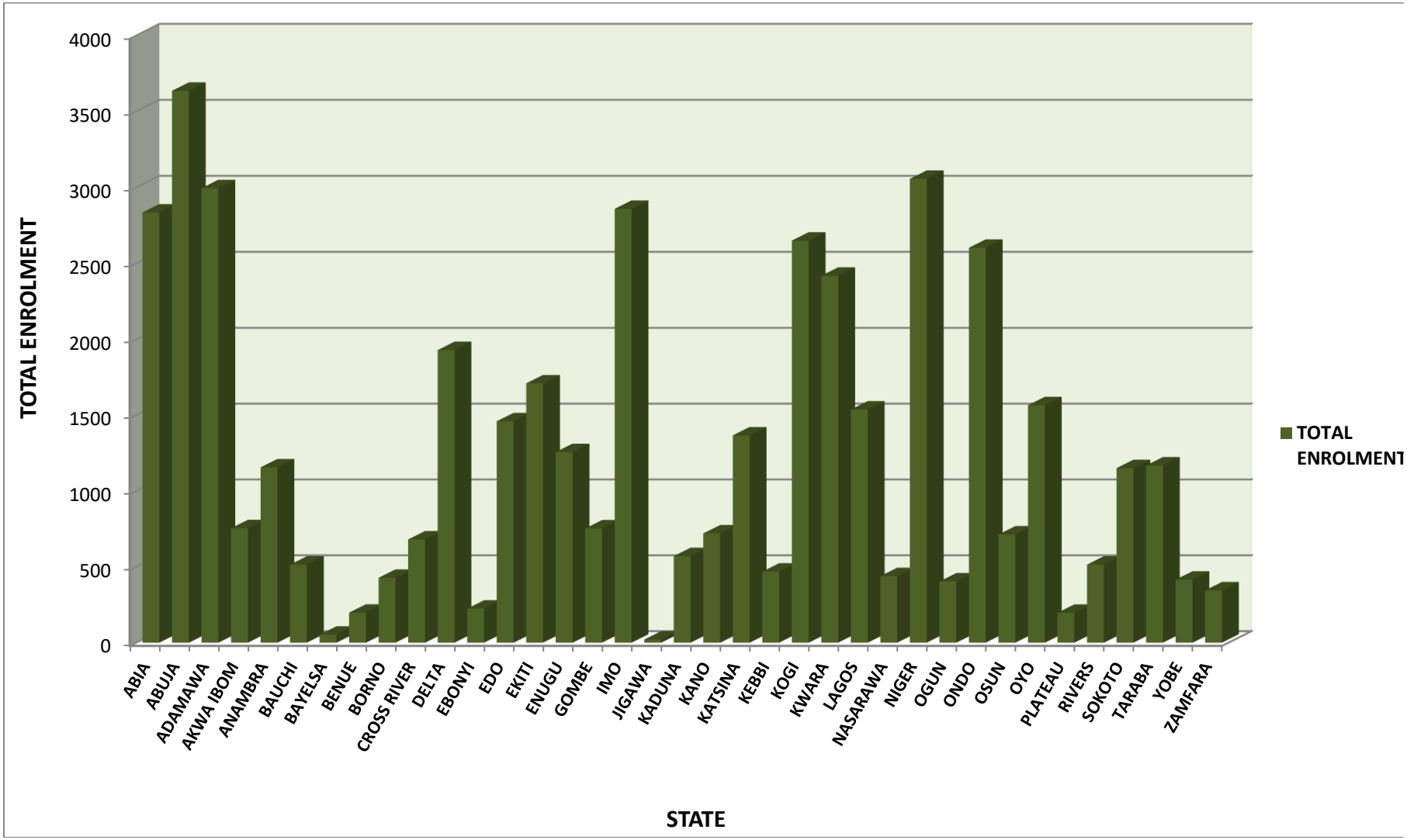

STATISTICS OF CANDIDATES WITH 5 CREDITS AND ABOVE INCLUDING ENGLISH LANGUAGE AND MATHEMATICS IN 2009 NOVEMBER/DECEMBER NBC/NTC AND ANBC/ANTC EXAMINATIONS

STATE	GENDER			FIVE CREDITS AND ABOVE	TOTAL ENROLMENT
	UNINDICATED	FEMALE	MALE		
ABIA	21	368	230	619	2835
ABUJA	31	536	524	1091	3636
ADAMAWA	40	107	251	398	2995
AKWA	21	26	112	159	755
ANAMBRA	20	173	89	282	1156
BAUCHI	15	8	53	76	515
BAYELSA	2	1	7	10	53
BENUE	0	2	9	11	198
BORNO	3	33	109	145	428
CROSS	28	67	137	232	681
DELTA	10	111	167	288	1930
EBONYI	2	7	11	20	225
EDO	22	53	81	156	1460
EKITI	32	280	256	568	1710
ENUGU	12	74	106	192	1257
GOMBE	1	38	199	238	754
IMO	34	409	314	757	2859
JIGAWA	0	0	0	0	21
KADUNA	3	28	149	180	571
KANO	0	7	26	33	721
KATSINA	1	22	179	202	1367
KEBBI	1	41	106	148	469
KOGI	37	336	599	972	2650
KWARA	17	411	510	938	2419
LAGOS	19	62	185	266	1538
NASARAWA	0	10	46	56	439
NIGER	19	132	406	557	3057
OGUN	4	15	45	64	404
ONDO	61	356	407	824	2603
OSUN	3	66	124	193	714
OYO	9	57	172	238	1566
PLATEAU	1	1	7	9	197
RIVERS	2	4	26	32	515
SOKOTO	14	47	182	243	1151
TARABA	8	81	260	349	1169
YOBE	4	13	116	133	416
ZAMFARA	2	31	57	90	345
TOTAL	**499**	**4013**	**6257**	**10769**	**45779**

GRAPHICAL REPRESENTATION OF CANDIDATES WITH 5 CREDITS AND ABOVE INCLUDING ENGLISH LANGUAGE AND MATHEMATICS IN 2009 NOVEMBER/DECEMBER NBC/NTC AND ANBC/ANTC EXAMINATIONS

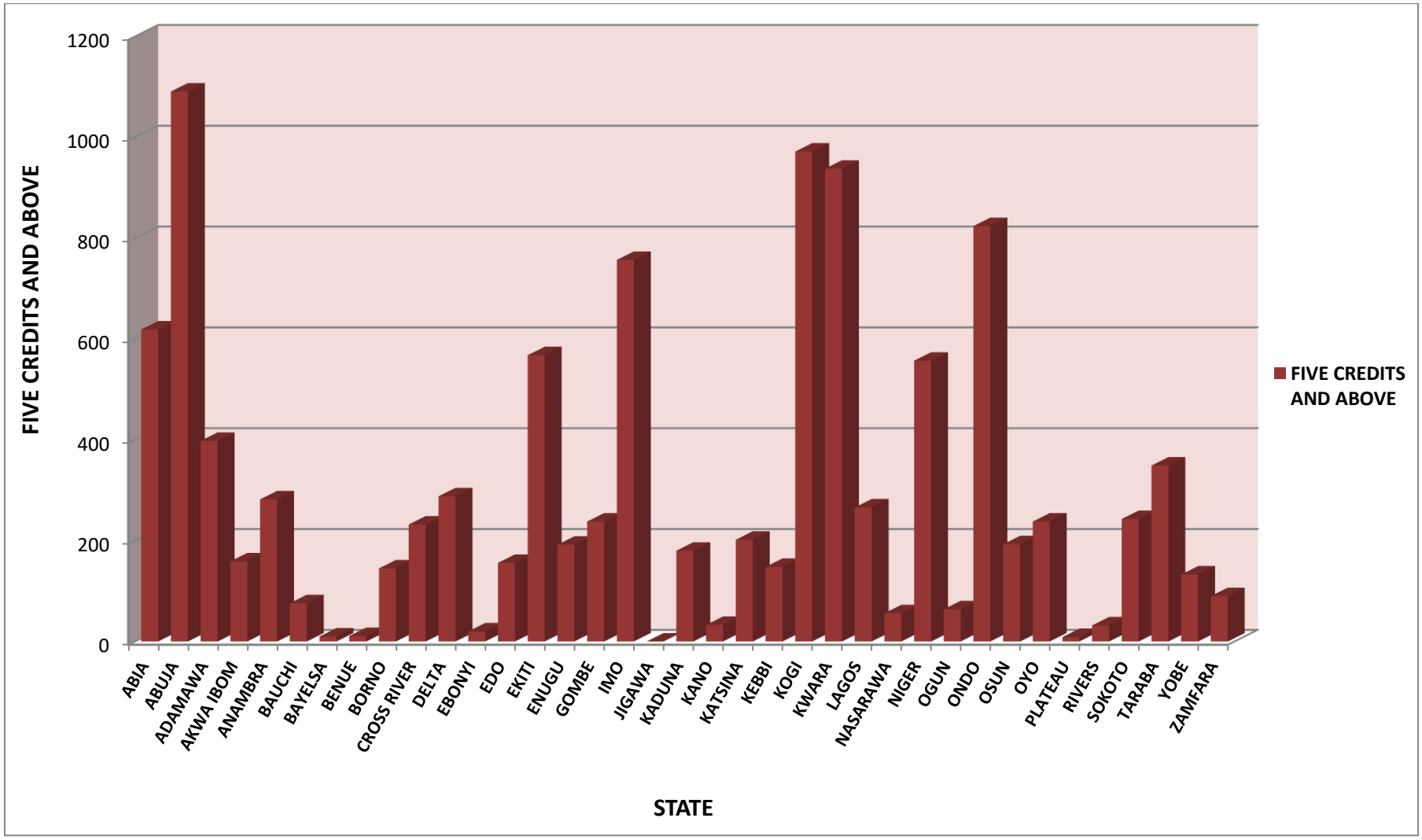

STATISTICS OF CANDIDATES WITH 5 CREDITS AND ABOVE WITH OR WITHOUT ENGLISH LANGUAGE AND MATHEMATICS IN 2009 NOVEMBER/DECEMBER NBC/NTC AND ANBC/ANTC EXAMINATIONS

STATE	GENDER			FIVE CREDITS AND ABOVE	TOTAL ENROLMENT
	UNINDICATED	FEMALE	MALE		
ABIA	34	618	384	1036	2835
ABUJA	52	878	843	1773	3636
ADAMAWA	54	188	437	679	2995
AKWA	30	44	186	260	755
ANAMBRA	27	242	119	388	1156
BAUCHI	18	30	133	181	515
BAYELSA	2	1	11	14	53
BENUE	0	2	26	28	198
BORNO	3	44	155	202	428
CROSS	48	123	251	422	681
DELTA	14	178	225	417	1930
EBONYI	3	18	24	45	225
EDO	31	90	154	275	1460
EKITI	49	440	356	845	1710
ENUGU	15	104	164	283	1257
GOMBE	1	69	314	384	754
IMO	58	662	497	1217	2859
JIGAWA	0	0	0	0	21
KADUNA	4	41	204	249	571
KANO	0	10	37	47	721
KATSINA	3	65	541	609	1367
KEBBI	2	74	209	285	469
KOGI	63	482	823	1368	2650
KWARA	21	599	786	1406	2419
LAGOS	39	110	273	422	1538
NASARAWA	0	19	81	100	439
NIGER	37	242	677	956	3057
OGUN	9	31	81	121	404
ONDO	79	501	581	1161	2603
OSUN	10	79	163	252	714
OYO	21	99	313	433	1566
PLATEAU	2	2	9	13	197
RIVERS	11	21	73	105	515
SOKOTO	18	63	255	336	1151
TARABA	12	141	406	559	1169
YOBE	8	28	250	286	416
ZAMFARA	2	40	76	118	345
TOTAL	**780**	**6378**	**10117**	**17275**	**45779**

GRAPHICAL REPRESENTATION OF CANDIDATES WITH 5 CREDITS AND ABOVE WITH OR WITHOUT ENGLISH LANGUAGE AND MATHEMATICS IN 2009 NOVEMBER/DECEMBER NBC/NTC AND ANBC/ANTC EXAMINATIONS

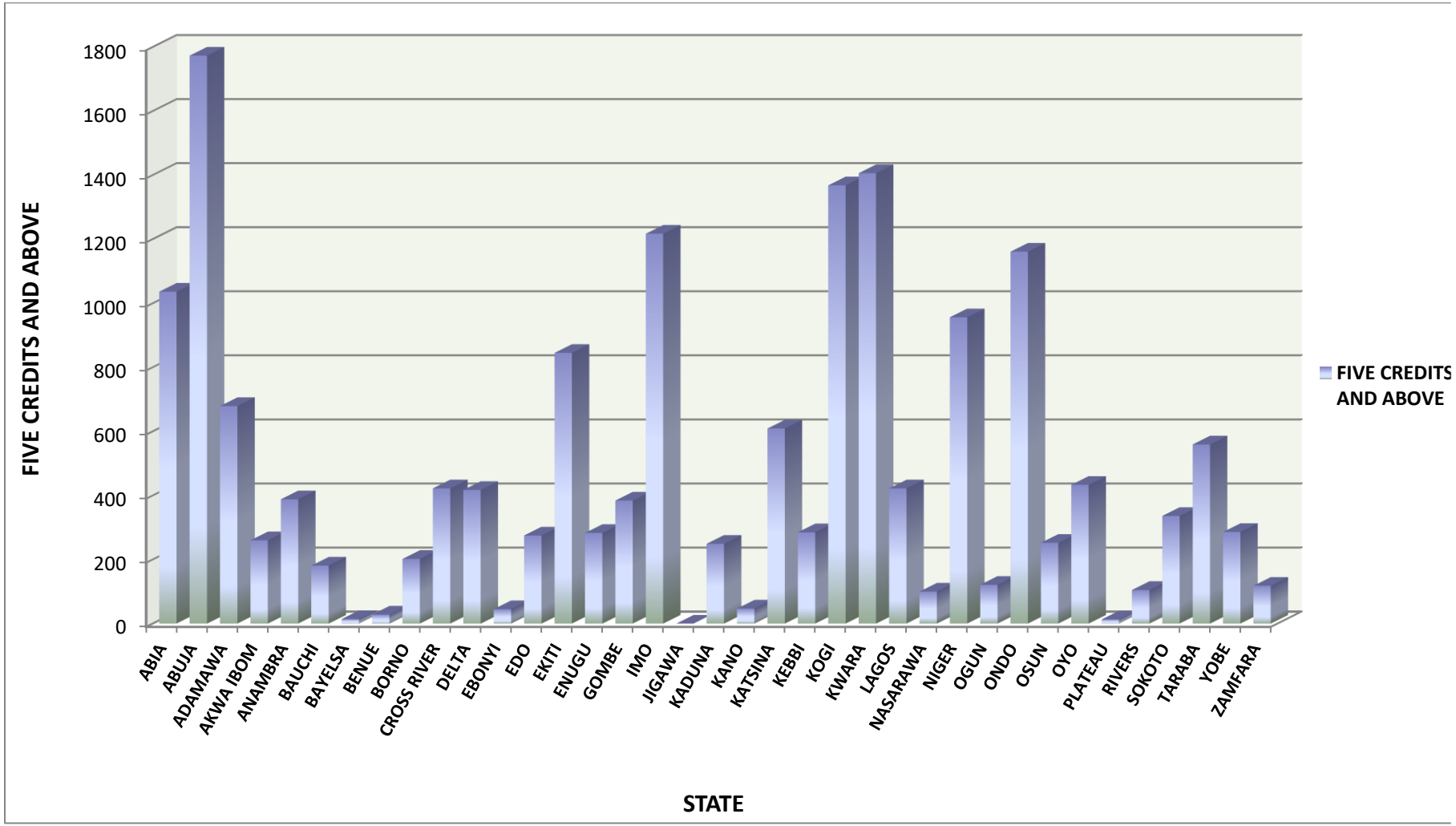

TRADE BY GENDER ENROLMENT STATISTICS FOR 2010 MAY/JUNE NBC/NTC AND ANBC/ANTC EXAMINATIONS

TRADE CODE	TRADE NAME	GENDER			TOTAL
		UNINDICATED	FEMALE	MALE	
01O	AGRIC EQUIP. AND IMPLEMENT MECH. WORK	12	112	257	381
02O	MOTOR VEHICLE MECHANICS	42	57	2882	2981
03O	AUTO-ELECTRICAL WORK	10	3	34	47
04O	ELECT. INST. & MAINT. PRACTICE	91	338	6678	7107
05O	FABRICATION & WELDING	25	34	1952	2011
06O	MECHANICAL ENGR. CRAFT PRACTICE	42	24	1423	1489
07O	RADIO, TV & ELECTRONICS WORK	19	82	1009	1110
08O	REFRIGERATION & A/C PRACTICE	14	6	214	234
09O	VEHICLE BODY BUILDING	1	0	15	16
10O	LIGHT VEHICLE BODY REPAIR WORK	0	0	1	1
11O	INSTRUMENT MECHANICS WORKS	0	0	11	11
13O	FOUNDRY CRAFT	0	0	7	7
15O	MARINE ENGINEERING CRAFT PRACTICE	0	0	17	17
16O	SHIP BUILDING CRAFT PRACTICE	0	0	0	1
17O	COMPUTER CRAFT STUDIES	1	353	698	1063
18O	ANIMAL HUSBANDRY	12	0	23	23
21O	BRICK-LAYING, BLOCK-LAYING & C.	0	279	3291	3612
22O	CARPENTRY AND JOINERY	42	57	1515	1591
23O	FURNITURE MAKING	19	10	537	624
24O	MACHINE WOOD WORKING	77	0	0	1
25O	PAINTING & DECORATING	1	19	171	191
26O	PLUMBING & PIPE FITTING	1	22	277	369
27O	DRAUGHTMANSHIP	70	2	11	23
33O	LADIES GARMENT MAKING	10	59	10	70
34O	CATERING CRAFT PRACTICE	1	1272	139	1448
35O	LEATHER TRADES	37	0	15	15
36O	PRINTING CRAFT	0	19	99	119
37O	TEXTILE TRADES	1	6	1	7
38O	GRAPHICS ARTS	0	7	68	76
39O	CERAMICS	1	9	16	25
40O	PHOTOGRAPHIC PRACTICE	0	0	1	2
41O	SECRETARIAL DUTIES	1	385	144	542
42O	BOOK -KEEPING	13	16078	21431	38135
43O	SALESMANSHIP	626	82	152	259
44O	TOURISM	25	0	2	2
TOTAL		**1194**	**19315**	**43101**	**63610**

GRAPHICAL REPRESENTATION OF TRADE BY GENDER ENROLMENT STATISTICS FOR 2010 MAY/JUNE NBC/NTC AND ANBC/ANTC EXAMINATIONS

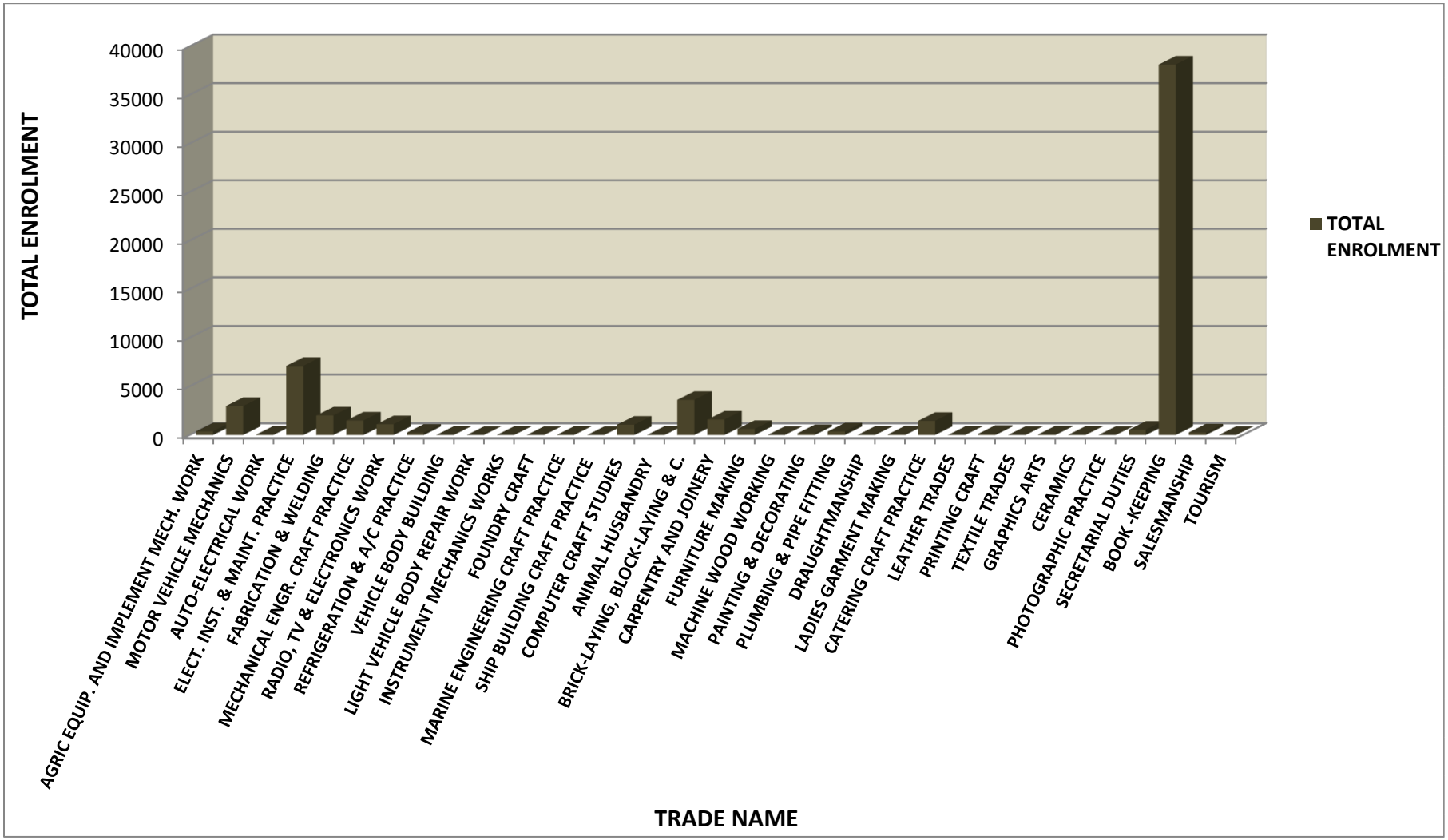

STATE BY GENDER ENROLMENT STATISTICS FOR 2010 MAY/JUNE NBC/NTC EXAMINATIONS

STATE CODE	STATE	GENDER			TOTAL ENROLMENT
		UNINDICATED	FEMALE	MALE	
01	ABIA	15	835	855	1705
02	ABUJA	11	1025	1078	2114
03	ADAMAWA	72	2915	6784	9771
04	AKWA IBOM	43	307	1540	1890
05	ANAMBRA	18	704	654	1376
06	BAUCHI	14	239	2134	2387
07	BAYELSA	0	17	35	52
08	BENUE	3	71	523	597
09	BORNO	0	284	379	663
10	CROSS RIVER	10	208	334	552
11	DELTA	8	194	609	811
12	EBONYI	4	172	333	509
13	EDO	58	806	1106	1970
14	EKITI	12	853	900	1765
15	ENUGU	7	455	824	1286
16	GOMBE	43	543	1529	2115
17	IMO	32	2122	1992	4146
18	JIGAWA	3	0	223	226
19	KADUNA	32	277	1280	1589
20	KANO	7	93	674	774
21	KATSINA	0	128	518	646
22	KEBBI	5	116	969	1090
23	KOGI	36	452	1062	1550
24	KWARA	171	2072	3025	5268
25	LAGOS	148	640	1793	2581
26	NASARAWA	16	98	437	551
27	NIGER	69	930	3440	4439
28	OGUN	2	302	821	1125
29	ONDO	73	703	1122	1898
30	OSUN	23	303	656	982
31	OYO	19	230	675	924
32	PLATEAU	1	179	507	687
33	RIVERS	69	100	621	790
34	SOKOTO	10	196	1063	1269
35	TARABA	13	596	1395	2004
36	YOBE	18	157	824	999
37	ZAMFARA	30	28	513	571
	TOTAL	**1095**	**19350**	**43227**	**63672**

GRAPHICAL REPRESENTATION OF STATE BY GENDER ENROLMENT STATISTICS FOR 2010 MAY/JUNE NBC/NTC EXAMINATIONS

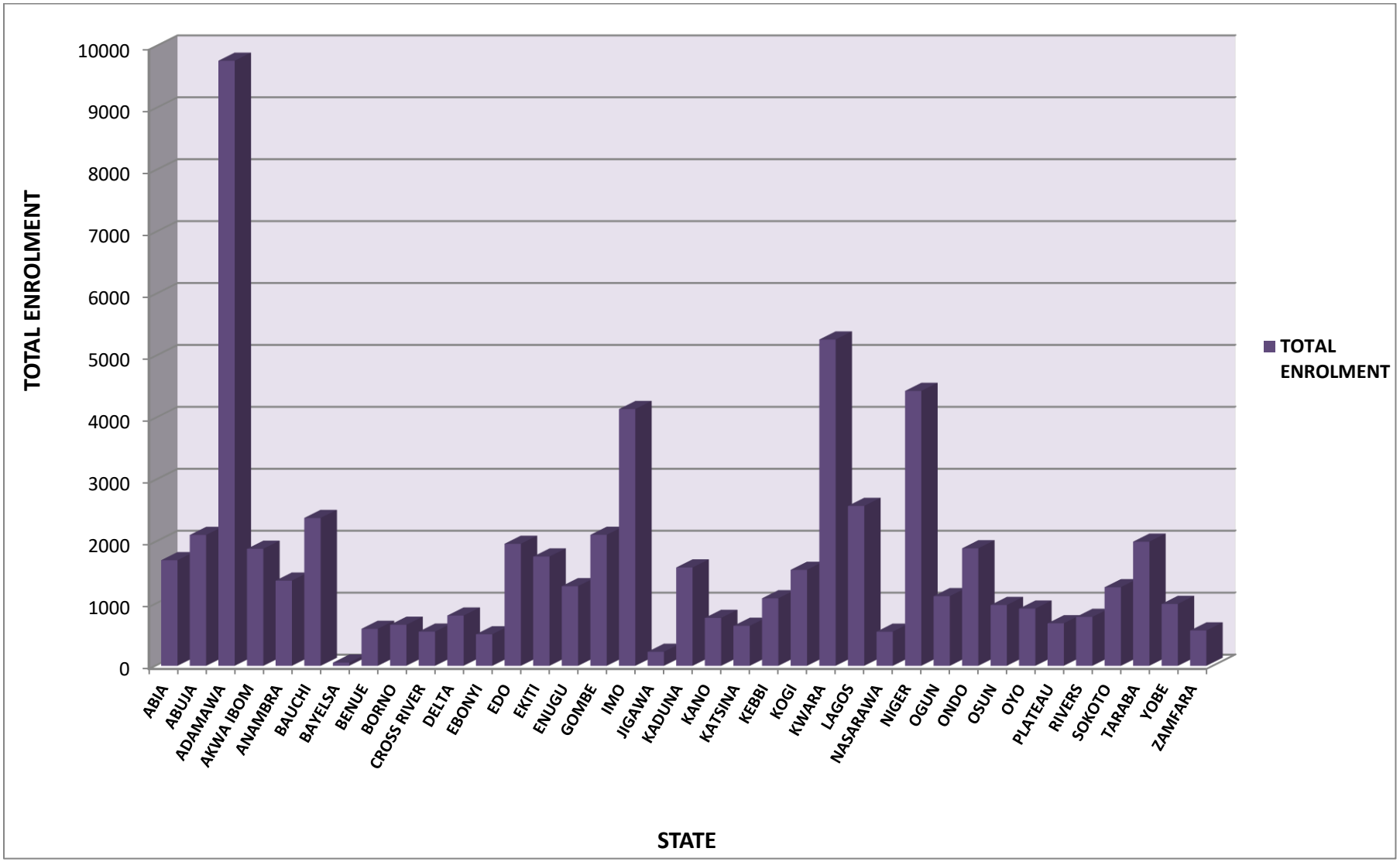

STATISTICS OF CANDIDATES WITH 5 CREDITS AND ABOVE INCLUDING ENGLISH LANGUAGE AND MATHEMATICS IN 2010 MAY/JUNE NBC/NTC EXAMINATIONS

STATE	GENDER			TOTAL ENROLMENT	FIVE CREDITS AND ABOVE
	UNINDICATED	FEMALE	MALE		
ABIA	15	835	855	1705	684
ABUJA	11	1025	1078	2114	432
ADAMAWA	72	2915	6784	9771	3143
AKWA	43	307	1540	1890	334
ANAMBRA	18	704	654	1376	601
BAUCHI	14	239	2134	2387	203
BAYELSA	0	17	35	52	32
BENUE	3	71	523	597	117
BORNO	0	284	379	663	102
CROSS	10	208	334	552	178
DELTA	8	194	609	811	93
EBONYI	4	172	333	509	29
EDO	58	806	1106	1970	793
EKITI	12	853	900	1765	775
ENUGU	7	455	824	1286	242
GOMBE	43	543	1529	2115	338
IMO	32	2122	1992	4146	2337
JIGAWA	3	0	223	226	4
KADUNA	32	277	1280	1589	264
KANO	7	93	674	774	76
KATSINA	0	128	518	646	414
KEBBI	5	116	969	1090	514
KOGI	36	452	1062	1550	699
KWARA	171	2072	3025	5268	2278
LAGOS	148	640	1793	2581	464
NASARAWA	16	98	437	551	97
NIGER	69	930	3440	4439	1059
OGUN	2	302	821	1125	161
ONDO	73	703	1122	1898	828
OSUN	23	303	656	982	297
OYO	19	230	675	924	138
PLATEAU	1	179	507	687	31
RIVERS	69	100	621	790	60
SOKOTO	10	196	1063	1269	614
TARABA	13	596	1395	2004	356
YOBE	18	157	824	999	119
ZAMFARA	30	28	513	571	91
TOTAL	**1095**	**19350**	**43227**	**63672**	**18997**

GRAPHICAL REPRESENTATION OF STATISTICS OF CANDIDATES WITH 5 CREDITS AND ABOVE INCLUDING ENGLISH LANGUAGE AND MATHEMATICS IN 2010 MAY/JUNE NBC/NTC EXAMINATIONS

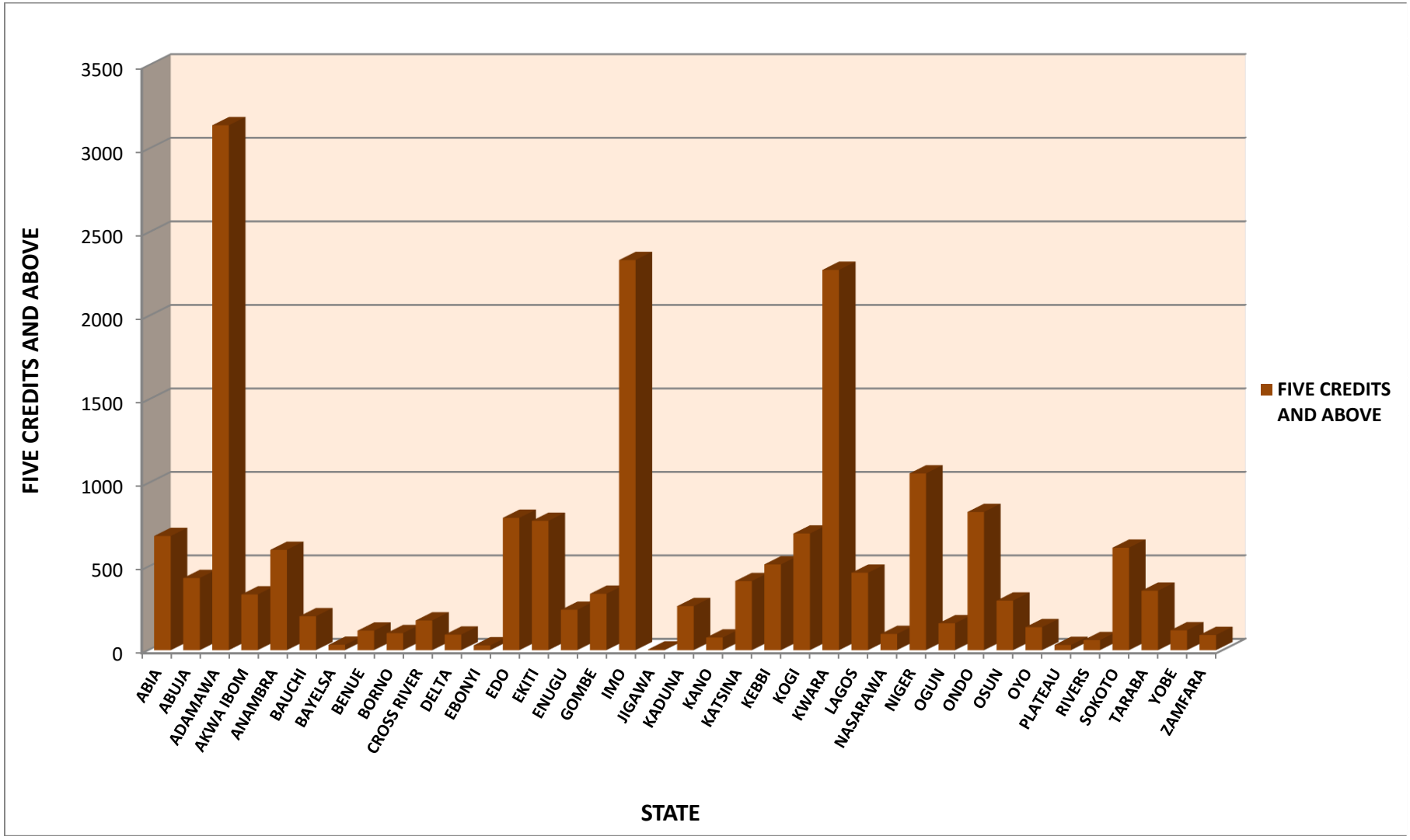

STATISTICS OF CANDIDATES WITH 5 CREDITS AND ABOVE WITH OR WITHOUT ENGLISH LANGUAGE AND MATHEMATICS IN 2010 MAY/JUNE NBC/NTC EXAMINATIONS

STATE	GENDER			TOTAL ENROLMENT	FIVE CREDITS AND ABOVE
	UNINDICATED	FEMALE	MALE		
ABIA	15	835	855	1705	921
ABUJA	11	1025	1078	2114	657
ADAMAWA	72	2915	6784	9771	4274
AKWA	43	307	1540	1890	664
ANAMBRA	18	704	654	1376	733
BAUCHI	14	239	2134	2387	489
BAYELSA	0	17	35	52	40
BENUE	3	71	523	597	192
BORNO	0	284	379	663	139
CROSS	10	208	334	552	235
DELTA	8	194	609	811	126
EBONYI	4	172	333	509	76
EDO	58	806	1106	1970	914
EKITI	12	853	900	1765	942
ENUGU	7	455	824	1286	361
GOMBE	43	543	1529	2115	512
IMO	32	2122	1992	4146	2988
JIGAWA	3	0	223	226	17
KADUNA	32	277	1280	1589	344
KANO	7	93	674	774	136
KATSINA	0	128	518	646	546
KEBBI	5	116	969	1090	705
KOGI	36	452	1062	1550	879
KWARA	171	2072	3025	5268	2849
LAGOS	148	640	1793	2581	682
NASARAWA	16	98	437	551	205
NIGER	69	930	3440	4439	1557
OGUN	2	302	821	1125	273
ONDO	73	703	1122	1898	951
OSUN	23	303	656	982	367
OYO	19	230	675	924	252
PLATEAU	1	179	507	687	43
RIVERS	69	100	621	790	116
SOKOTO	10	196	1063	1269	697
TARABA	13	596	1395	2004	538
YOBE	18	157	824	999	150
ZAMFARA	30	28	513	571	195
TOTAL	**1095**	**19350**	**43227**	**63672**	**25765**

GRAPHICAL REPRESENTATION OF CANDIDATES WITH 5 CREDITS AND ABOVE WITH OR WITHOUT ENGLISH LANGUAGE AND MATHEMATICS IN 2010 MAY/JUNE NBC/NTC EXAMINATIONS

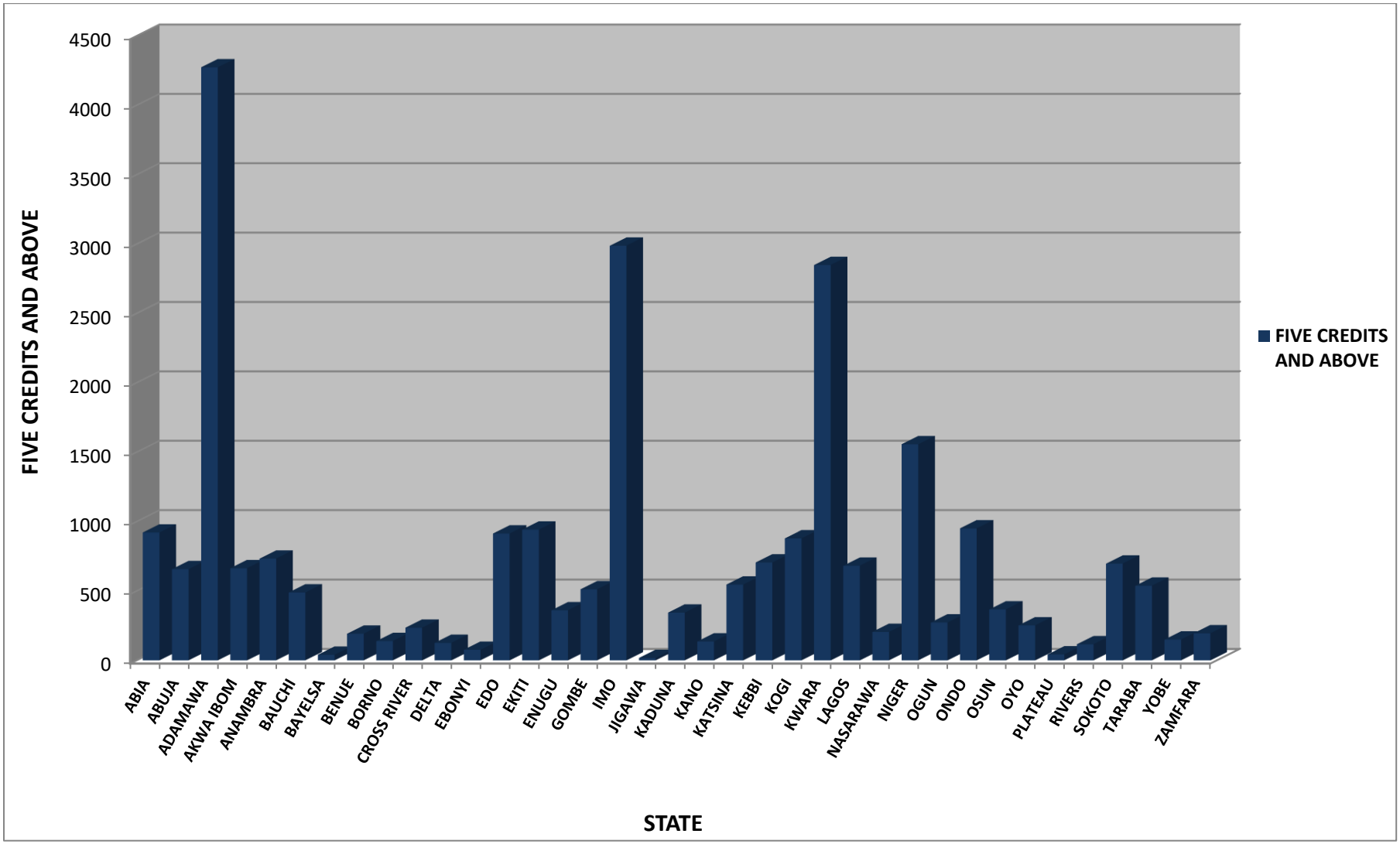

TRADE BY GENDER ENROLMENT STATISTICS FOR 2010 NOVEMBER/DECEMBER NBC/NTC AND ANBC/ANTC EXAMINATIONS

TRADE CODE	TRADE NAME	GENDER			TOTAL ENROLMENT
		UNINDICATED	FEMALE	MALE	
01A	AGRIC. EQUIP. & IMPLEM. MECH. WORKS (ADVANCED)	0	3	21	24
01O	AGRIC. EQUIPMENT & IMPLEMENT MECH. WORKS	5	27	164	196
02A	MOTOR VEHICLE MECHANICS WORKS (ADVANCED)	7	0	232	239
02O	MOTOR VEHICLE MECHANICS WORKS	20	21	1099	1140
03O	AUTOMOBILE ELECTRICAL WORKS	1	0	24	25
04A	ELECTRICAL INSTALL. & IMPLEM. MAINTENACE	24	35	1024	1083
04O	ELECTRICAL INTSTALL. & MAINTENANCE WORKS	64	136	3383	3583
05A	FABRICATION AND WELDING (ADVANCED)	9	3	86	98
05O	FABRICATION AND WELDING	10	11	456	477
06A	MECHANICAL ENGINEERING CRAFT PRACTICES	6	5	237	248
06O	MECHANICAL ENGENEERING CRAFT PRACTICE	16	19	821	856
07A	ELECTRONICS WORKS (ADVANCED)	1	4	45	50
07O	ELECTRONICS WORKS	9	20	233	262
08A	REFRIGERATION AND AIRCONDITIONING WORKS	1	5	45	51
08O	REFRIGERATION AND AIR-CONDITIONING WORKS	0	1	76	77
09A	VEHICLE BODY BUILDING (ADVANCED)	0	0	1	1
09O	VEHICLE BODY BUILDING	0	0	3	3
11O	INSTRUMENT MECHANICS WORKS	0	0	1	1
13O	APPLIANCE MAINTENANCE AND REPAIRS	0	0	3	3
15A	MARINE ENGINEERING CRAFT (ADVANCED)	0	0	15	15
15O	MARINE ENGINEERING CRAFT	0	0	10	10
17A	COMPUTER CRAFT STUDIES (ADVANCED)	5	36	81	122
17O	COMPUTER CRAFT STUDIES	8	98	316	422
18A	ANIMAL HUSBANDRY (ADVANCED)	0	2	3	5
18O	ANIMAL HUSBANDRY	2	28	94	124
20A	FISHERIES (ADVANCED)	0	1	8	9
20O	PHOTOGRAPHIC PRACTICE	0	0	1	1

21A	BRICK/BLOCKING AND CONCRETING (ADVANCED)	5	21	301	327
21O	BLOCKLAYING/BRICKLAYING AND CONCRETING	35	69	1649	1753
22A	CARPENTRY AND JOINERY (ADVANCED)	0	0	70	70
22O	CARPENTRY AND JOINERY	18	11	455	484
23A	FURNITURE MAKING (ADVANCED)	0	0	22	22
23O	FURNITURE MAKING	3	0	208	211
24O	MACHINE WOOD WORKING	0	0	1	1
25A	PAINTING AND DECORATING (ADVANCED)	2	17	26	45
25O	PAINTING AND DECORATING	1	12	50	63
26A	PLUMBING AND PIPE-FITTING (ADVANCED)	2	2	66	70
26O	PLUMBING AND PIPE-FITTING	0	5	121	126
27A	DRAUGHTMANSHIP CRAFT PRACTICE (ADV)	1	0	6	7
27O	DRAUGHTMANSHIP CRAFT PRACTICE	0	0	16	16
31O	COSMETOLOGY	0	2	3	5
32O	MEN'S GARMENT MAKING	1	0	4	5
33A	LADIES GARMENT MAKING (ADVANCED)	0	8	0	8
33O	LADIES GARMENT MAKING	0	7	3	10
34A	CATERING CRAFT PRACTICE (ADVANCED)	3	169	18	190
34O	CATERING CRAFT PRACTICE	17	237	92	346
35A	LEATHER GOODS MANUFACTURE (ADVANCED)	0	1	6	7
35O	LEATHER TRADES	4	0	0	4
36A	PRINTING CRAFT PRACTICE (ADVANCED)	0	2	11	13
36O	PRINTING CRAFT PRACTICE	0	1	5	6
37A	TEXTILE TRADES (ADVANCED)	1	0	1	2
37O	TEXTILE TRADES	0	2	0	2
38A	GRAPHICS ARTS (ADVANCED)	0	0	2	2
38O	GRAPHIC ARTS	0	3	15	18
39A	CERAMICS (ADVANCED)	0	1	2	3
39O	CERAMICS	0	1	3	4
41A	PHOTOGRAPHIC PRACTICE	30	776	131	937
41O	SECRETARIAL DUTIES (ADVANCED)	134	1093	1760	2987
42A	FINANCIAL MANAGEMENT	225	3405	3116	6746
42O	BOOK-KEEPING	729	26494	42037	69260
43A	SALESMANSHIP (ADVANCED)	2	39	78	119
43O	SALESMANSHIP	10	379	556	945
44A	TOURISM (ADVANCED)	1	25	35	61
44O	TOURISM	4	29	104	137
TOTAL		**1416**	**33266**	**59455**	**94137**

GRAPHICAL REPRESENTATION OF TRADE BY GENDER ENROLMENT STATISTICS FOR 2010 NOVEMBER/DECEMBER NBC/NTC AND ANBC/ANTC EXAMINATIONS

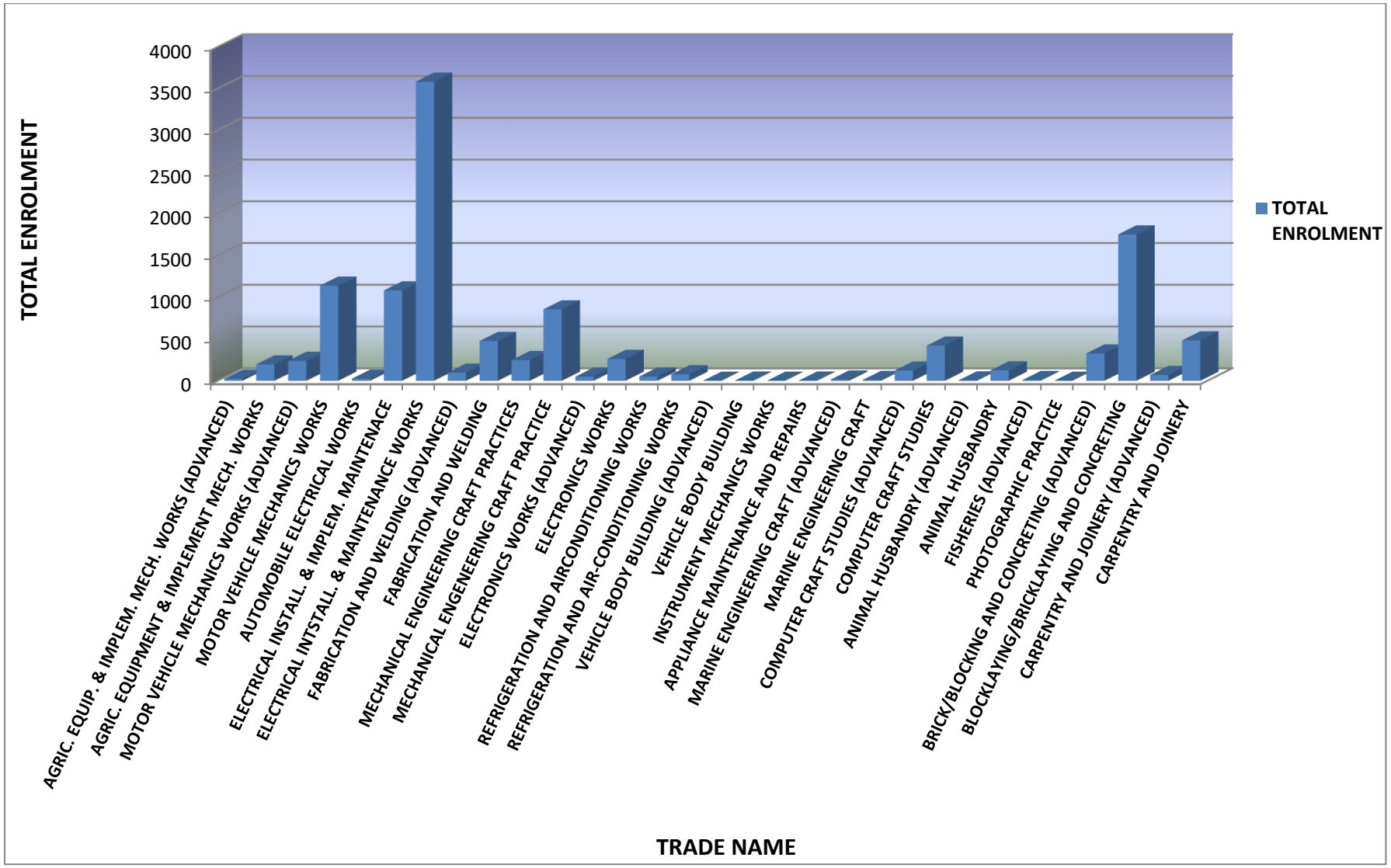

GRAPHICAL REPRESENTATION OF TRADE BY GENDER ENROLMENT STATISTICS FOR 2010 NOVEMBER/DECEMBER NBC/NTC AND ANBC/ANTC EXAMINATIONS (CONTINUED)

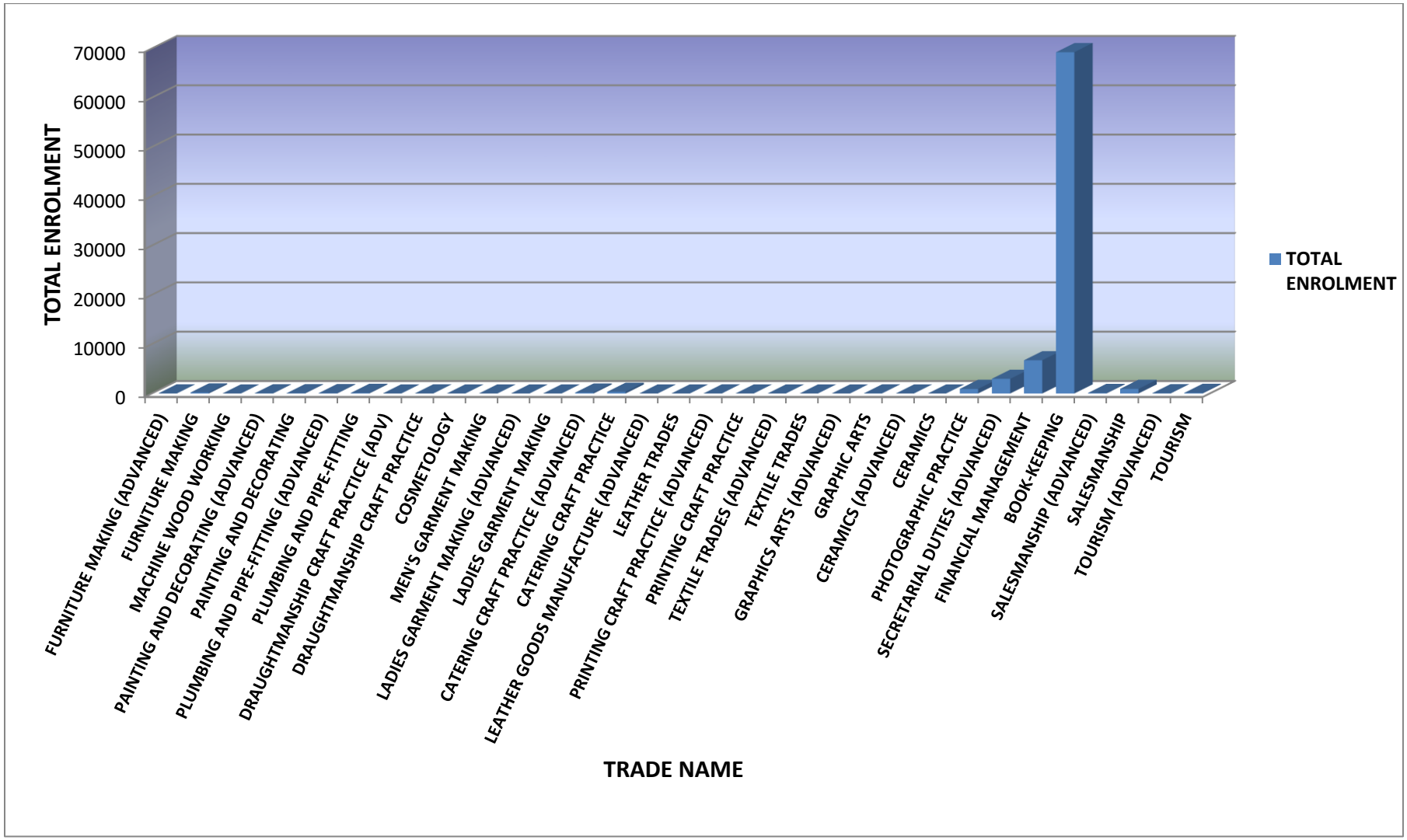

STATE BY GENDER ENROLMENT STATISTICS FOR 2010 NOVEMBER/DECEMBER NBC/NTC AND ANBC/ANTC EXAMINATIONS

STATE CODE	STATE	GENDER			TOTAL ENROLMENT
		UNINDICATED	FEMALE	MALE	
01	ABIA	64	1681	1207	2952
02	ABUJA	36	2218	2319	4573
03	ADAMAWA	96	3254	6892	10242
04	AKWA IBOM	14	262	612	888
05	ANAMBRA	36	1023	696	1755
06	BAUCHI	14	206	1403	1623
07	BAYELSA	4	20	77	101
08	BENUE	0	57	192	249
09	BORNO	16	399	1035	1450
10	CROSS RIVER	62	346	703	1111
11	DELTA	49	1060	1657	2766
12	EBONYI	0	157	178	335
13	EDO	91	1165	1834	3090
14	EKITI	54	1380	1466	2900
15	ENUGU	34	767	1051	1852
16	GOMBE	32	871	2914	3817
17	IMO	90	2154	1664	3908
18	JIGAWA	2	16	200	218
19	KADUNA	8	151	878	1037
20	KANO	2	103	721	826
21	KATSINA	6	333	2257	2596
22	KEBBI	4	212	876	1092
23	KOGI	65	1716	3211	4992
24	KWARA	173	5893	7277	13343
25	LAGOS	17	426	1106	1549
26	NASARAWA	8	383	790	1181
27	NIGER	146	2436	5884	8466
28	OGUN	8	124	362	494
29	ONDO	112	1692	1957	3761
30	OSUN	41	383	663	1087
31	OYO	41	773	1280	2094
32	PLATEAU	3	57	219	279
33	RIVERS	24	177	481	682
34	SOKOTO	11	256	1448	1715
35	TARABA	32	755	1911	2698
36	YOBE	16	253	1397	1666
37	ZAMFARA	5	107	637	749
	TOTAL	**1416**	**33266**	**59455**	**94137**

GRAPHICAL REPRESENTATION OF STATE BY GENDER ENROLMENT STATISTICS FOR 2010 NOVEMBER/DECEMBER NBC/NTC AND ANBC/ANTC EXAMINATIONS

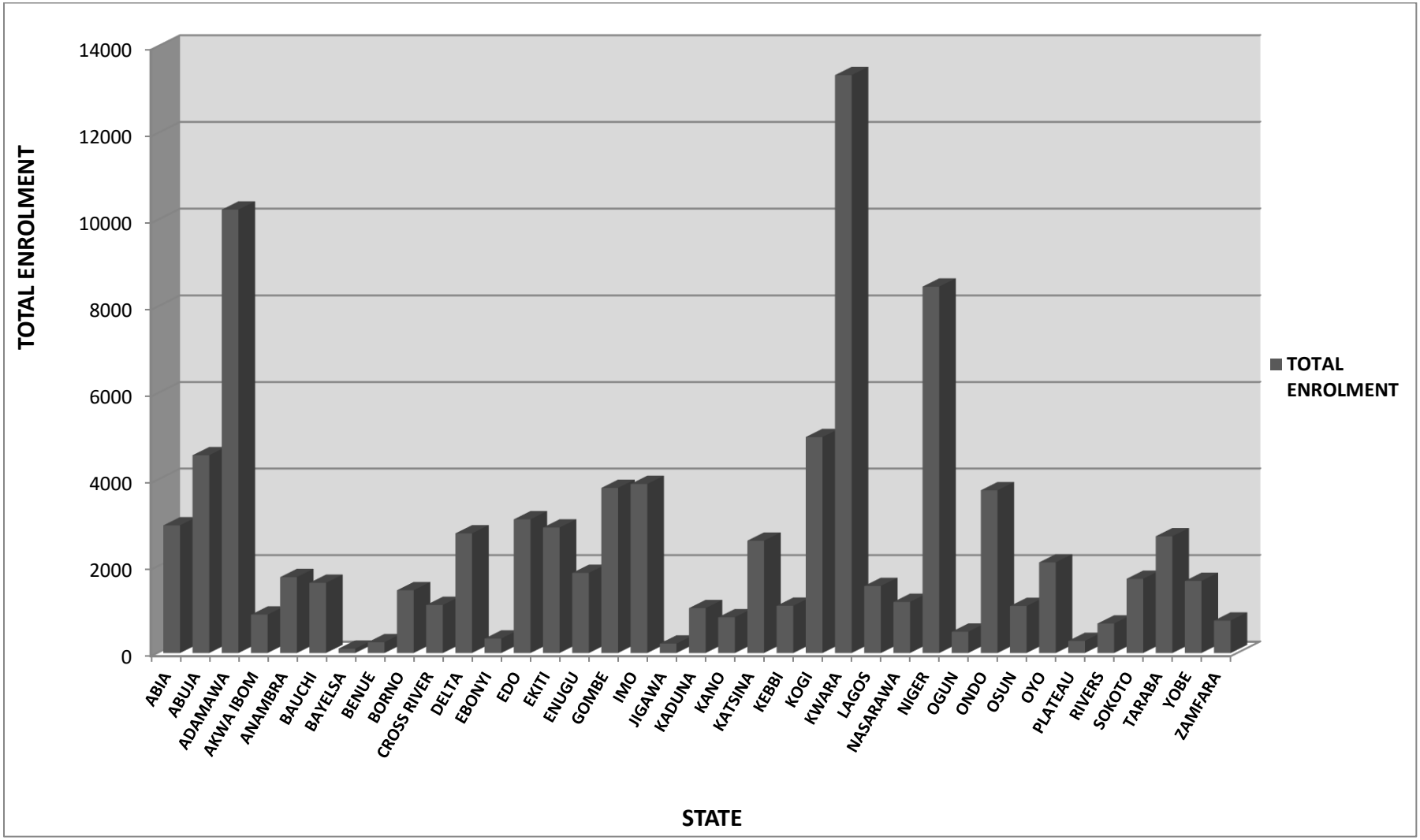

STATISTICS OF CANDIDATES' WITH FIVE CREDITS AND ABOVE INCLUDING ENGLISH LANGUAGE AND MATHEMATICS IN 2010 NOVEMBER/DECEMBER NBC/NTC AND ANBC/ANTC EXAMINATIONS

STATE CODE	STATE	GENDER			FIVE CREDITS AND ABOVE	TOTAL ENROLMENT
		UNINDICATED	FEMALE	MALE		
01	ABIA	23	630	374	1027	2952
02	ABUJA	13	718	677	1408	4573
03	ADAMAWA	26	1145	2281	3452	10242
04	AKWA IBOM	2	67	199	268	888
05	ANAMBRA	4	294	165	463	1755
06	BAUCHI	0	17	142	159	1623
07	BAYELSA	0	2	11	13	101
08	BENUE	0	17	50	67	249
09	BORNO	2	65	150	217	1450
10	CROSS RIVER	12	144	217	373	1111
11	DELTA	14	162	216	392	2766
12	EBONYI	0	45	43	88	335
13	EDO	35	319	402	756	3090
14	EKITI	13	471	387	871	2900
15	ENUGU	6	94	117	217	1852
16	GOMBE	3	266	705	974	3817
17	IMO	13	572	345	930	3908
18	JIGAWA	0	0	14	14	218
19	KADUNA	2	39	150	191	1037
20	KANO	0	31	174	205	826
21	KATSINA	1	57	340	398	2596
22	KEBBI	3	123	341	467	1092
23	KOGI	25	905	1445	2375	4992
24	KWARA	48	2155	2421	4624	13343
25	LAGOS	5	128	283	416	1549
26	NASARAWA	0	56	99	155	1181
27	NIGER	35	963	2207	3205	8466
28	OGUN	1	20	74	95	494
29	ONDO	11	463	448	922	3761
30	OSUN	9	89	123	221	1087
31	OYO	6	192	342	540	2094
32	PLATEAU	0	13	42	55	279
33	RIVERS	2	32	72	106	682
34	SOKOTO	2	102	430	534	1715
35	TARABA	19	281	694	994	2698
36	YOBE	1	25	102	128	1666
37	ZAMFARA	0	28	71	99	749
	TOTAL	**336**	**10730**	**16353**	**27419**	**94137**

GRAPHICAL REPRESENTATION OF CANDIDATES' WITH FIVE CREDITS AND ABOVE INCLUDING ENGLISH LANGUAGE AND MATHEMATICS IN 2010 NOVEMBER/DECEMBER NBC/NTC AND ANBC/ANTC EXAMINATIONS

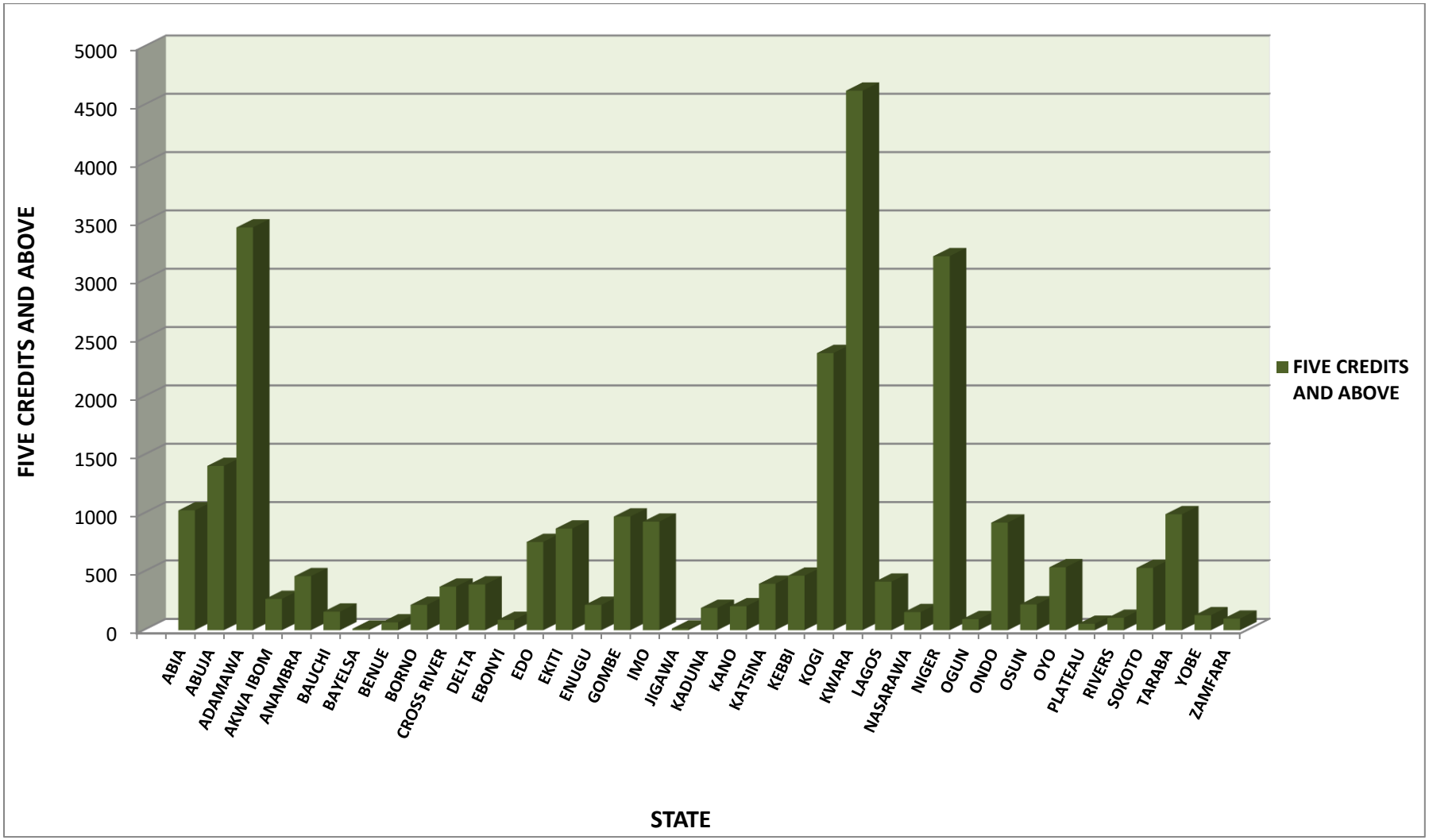

STATISTICS OF CANDIDATES' WITH FIVE CREDITS AND ABOVE WITH OR WITHOUT ENGLISH LANGUAGE AND MATHEMATICS IN 2010 NOVEMBER/DECEMBER NBC/NTC AND ANBC/ANTC EXAMINATIONS

STATE CODE	STATE	GENDER			FIVE CREDITS AND ABOVE	TOTAL ENROLMENT
		UNINDICATED	FEMALE	MALE		
01	ABIA	35	1032	627	1694	2952
02	ABUJA	22	1148	1025	2195	4573
03	ADAMAWA	41	1617	3088	4746	10242
04	AKWA IBOM	3	114	259	376	888
05	ANAMBRA	9	443	270	722	1755
06	BAUCHI	3	59	343	405	1623
07	BAYELSA	0	3	19	22	101
08	BENUE	0	22	76	98	249
09	BORNO	3	127	336	466	1450
10	CROSS RIVER	28	234	374	636	1111
11	DELTA	16	282	410	708	2766
12	EBONYI	0	62	64	126	335
13	EDO	42	442	540	1024	3090
14	EKITI	24	756	634	1414	2900
15	ENUGU	7	183	216	406	1852
16	GOMBE	3	419	1157	1579	3817
17	IMO	24	1105	726	1855	3908
18	JIGAWA	0	2	22	24	218
19	KADUNA	4	55	330	389	1037
20	KANO	0	38	212	250	826
21	KATSINA	1	130	718	849	2596
22	KEBBI	3	139	417	559	1092
23	KOGI	34	1240	1987	3261	4992
24	KWARA	69	3320	3689	7078	13343
25	LAGOS	8	179	377	564	1549
26	NASARAWA	1	96	191	288	1181
27	NIGER	64	1406	3368	4838	8466
28	OGUN	3	47	134	184	494
29	ONDO	29	868	810	1707	3761
30	OSUN	19	158	220	397	1087
31	OYO	17	364	618	999	2094
32	PLATEAU	0	16	52	68	279
33	RIVERS	2	45	120	167	682
34	SOKOTO	2	136	582	720	1715
35	TARABA	25	508	1167	1700	2698
36	YOBE	3	82	339	424	1666
37	ZAMFARA	0	34	97	131	749
	TOTAL	**544**	**16911**	**25614**	**43069**	**94137**

GRAPHICAL REPRESENTATION OF CANDIDATES' WITH FIVE CREDITS AND ABOVE WITH OR WITHOUT ENGLISH LANGUAGE AND MATHEMATICS IN 2010 NOVEMBER/DECEMBER NBC/NTC AND ANBC/ANTC EXAMINATIONS

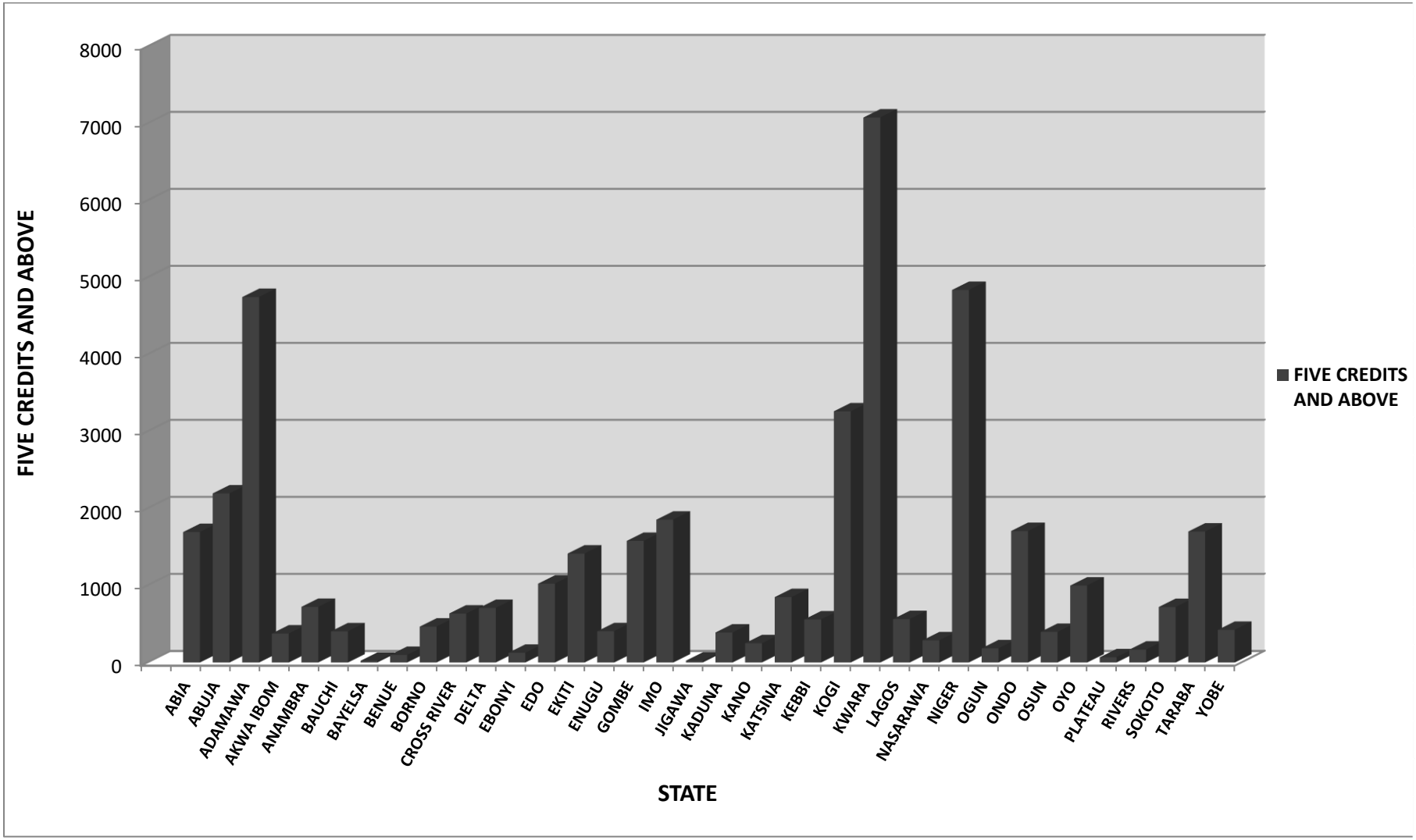

TRADE BY GENDER ENROLMENT STATISTICS FOR 2011 MAY/JUNE NBC/NTC EXAMINATIONS

TRADE CODE	TRADE NAME	GENDER			TOTAL
		UNINDICATED	FEMALE	MALE	
01O	AGRIC EQUIP. AND IMPLEMENT MECH. WORK	7	97	283	387
02O	MOTOR VEHICLE MECHANICS	86	65	2855	3006
03O	AUTO-ELECTRICAL WORK	2	0	16	18
04O	ELECT. INST. & MAINT. PRACTICE	249	370	7063	7682
05O	FABRICATION & WELDING	55	27	2096	2178
06O	MECHANICAL ENGR. CRAFT PRACTICE	70	43	1480	1593
07O	RADIO, TV & ELECTRONICS WORK	27	110	939	1076
08O	REFRIGERATION & A/C PRACTICE	8	2	229	239
09O	VEHICLE BODY BUILDING	0	0	18	18
11O	INSTRUMENT MECHANICS WORKS	0	0	12	12
13O	FOUNDRY CRAFT	0	0	6	6
15O	MARINE ENGINEERING CRAFT PRACTICE	0	0	2	2
17O	COMPUTER CRAFT STUDIES	45	437	739	1221
18O	ANIMAL HUSBANDRY	2	8	57	67
20O	FISHERIES	0	1	1	2
21O	BRICKLAYING, BLOCK-LAYING & C.	133	296	3714	4143
22O	CARPENTRY AND JOINERY	41	76	1794	1911
23O	FURNITURE MAKING	21	0	617	638
24O	MACHINE WOOD WORKING	3	0	1	4
25O	PAINTING & DECORATING	4	32	202	238
26O	PLUMBING & PIPE FITTING	28	29	324	381
27O	DRAUGHTMANSHIP	1	0	26	27
31O	COSMETOLOGY	2	7	27	36
33O	LADIES GARMENT MAKING	4	113	11	128
34O	CATERING CRAFT PRACTICE	29	1114	208	1351
35O	LEATHER TRADES	0	0	7	7
36O	PRINTING CRAFT	4	9	57	70
37O	TEXTILE TRADES	0	2	1	3
38O	GRAPHICS ARTS	1	8	70	79
39O	CERAMICS	0	6	17	23
41O	SECRETARIAL DUTIES	146	610	758	1514
42O	BOOK -KEEPING	4566	30845	45225	80636
43O	SALESMANSHIP	63	200	393	656
44O	TOURISM	27	10	26	63
TOTAL		**5624**	**34517**	**69274**	**109415**

GRAPHICAL REPRESENTATION OF TRADE BY GENDER ENROLMENT STATISTICS FOR 2011 MAY/JUNE NBC/NTC EXAMINATIONS

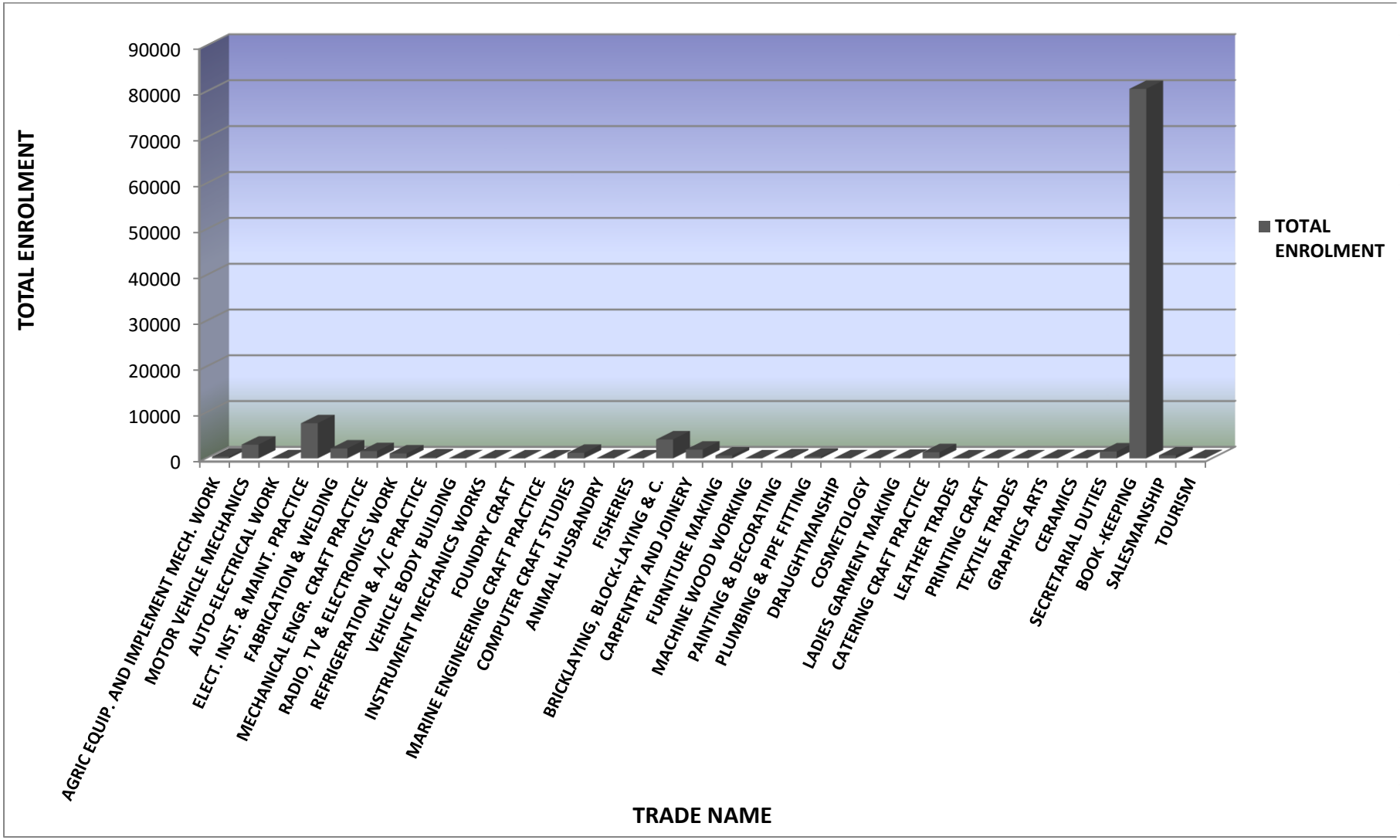

STATE BY GENDER ENROLMENT STATISTICS FOR 2011 MAY/JUNE NBC/NTC EXAMINATIONS

STATE CODE	STATE	GENDER		TOTAL ENROLMENT
		FEMALE	MALE	
01	ABIA	1059	951	2010
02	ABUJA	1317	1518	2835
03	ADAMAWA	5150	11326	16480
04	AKWA IBOM	396	1924	2320
05	ANAMBRA	994	828	1822
06	BAUCHI	348	3102	3450
07	BAYELSA	5	56	61
08	BENUE	100	665	765
09	BORNO	409	606	1015
10	CROSS RIVER	406	648	1054
11	DELTA	437	943	1380
12	EBONYI	230	300	530
13	EDO	2032	2565	4597
14	EKITI	1185	1380	2565
15	ENUGU	575	1068	1643
16	GOMBE	1551	4138	5688
17	IMO	2372	2247	4619
18	JIGAWA	0	226	226
19	KADUNA	371	1674	2045
20	KANO	127	1030	1157
21	KATSINA	155	488	643
22	KEBBI	300	1746	2046
23	KOGI	1361	2482	3843
24	KWARA	6912	8905	15817
25	LAGOS	596	1509	2105
26	NASARAWA	305	818	1123
27	NIGER	3299	8543	11842
28	OGUN	283	652	935
29	ONDO	1264	1652	2916
30	OSUN	564	1139	1703
31	OYO	380	915	1295
32	PLATEAU	178	623	801
33	RIVERS	181	659	840
34	SOKOTO	337	1989	2326
35	TARABA	934	2179	3113
36	YOBE	331	1013	1344
37	ZAMFARA	34	432	466
	TOTAL	**36478**	**72939**	**109416**

GRAPHICAL REPRESENTATION OF STATE BY GENDER ENROLMENT STATISTICS FOR 2011 MAY/JUNE NBC/NTC EXAMINATIONS

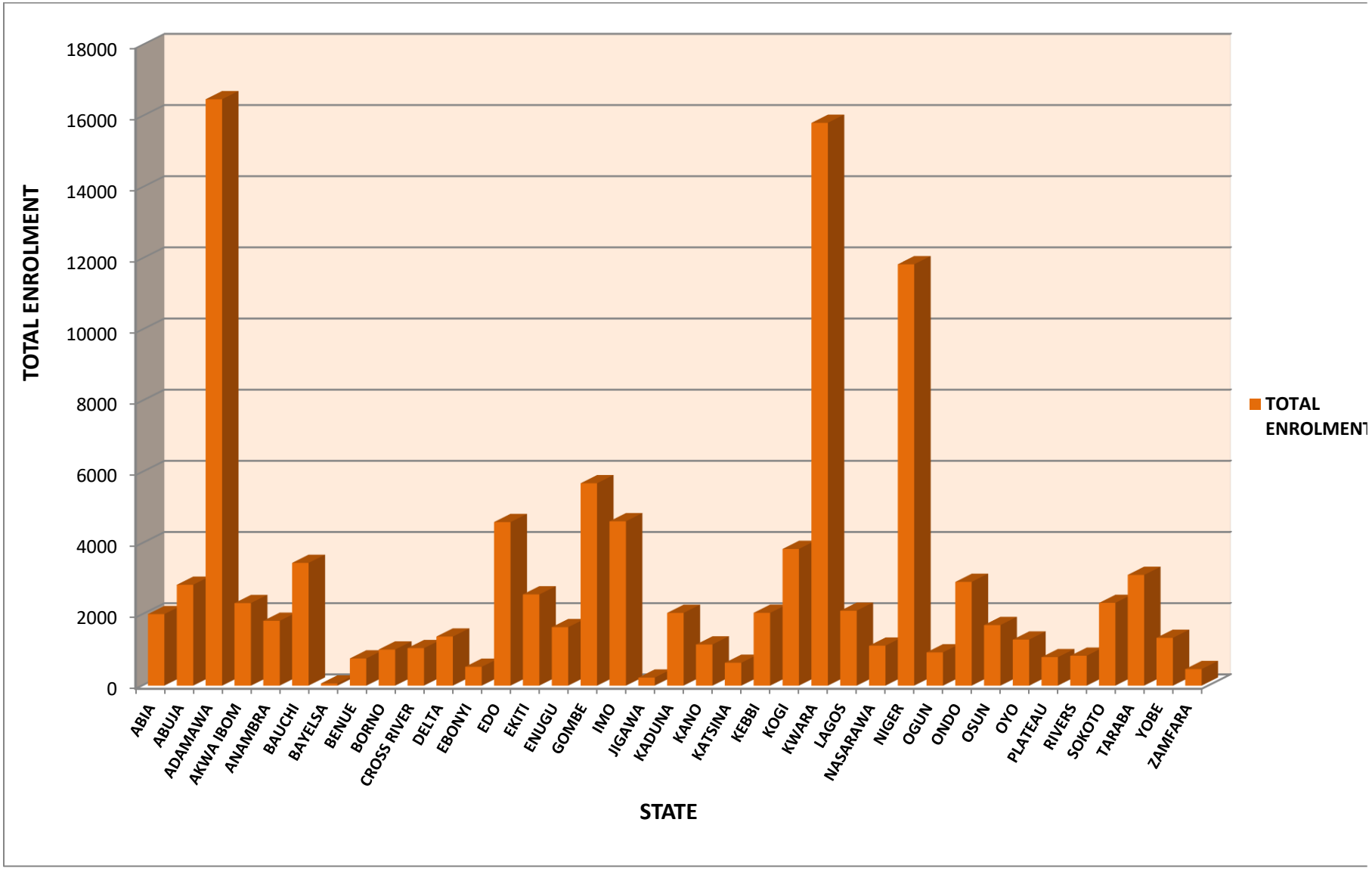

STATISTICS OF CANDIDATES WITH 5 CREDITS AND ABOVE INCLUDING ENGLISH LANGUAGE AND MATHEMATICS IN 2011 MAY/JUNE NBC/NTC EXAMINATIONS

STATE	GENDER		TOTAL ENROLMENT	FIVE CREDITS AND ABOVE
	FEMALE	MALE		
ABIA	1028	982	2010	631
ABUJA	1288	1546	2834	598
ADAMAWA	4821	11656	16477	4750
AKWA IBOM	377	1943	2320	502
ANAMBRA	969	853	1822	527
BAUCHI	340	3110	3450	507
BAYELSA	5	56	61	21
BENUE	96	669	765	140
BORNO	404	611	1015	38
CROSS RIVER	377	677	1054	202
DELTA	423	957	1380	142
EBONYI	227	303	530	85
EDO	1878	2719	4597	687
EKITI	1091	1474	2565	810
ENUGU	560	1083	1643	248
GOMBE	1485	4203	5688	1435
IMO	2248	2371	4619	1370
JIGAWA	0	226	226	31
KADUNA	359	1686	2045	195
KANO	127	1030	1157	351
KATSINA	153	490	643	341
KEBBI	297	1749	2046	296
KOGI	1234	2609	3843	1433
KWARA	6542	9275	15817	7852
LAGOS	566	1539	2105	288
NASARAWA	301	822	1123	356
NIGER	3036	8806	11842	4616
OGUN	280	655	935	128
ONDO	1187	1729	2916	934
OSUN	556	1147	1703	354
OYO	367	928	1295	349
PLATEAU	170	631	801	68
RIVERS	180	660	840	125
SOKOTO	330	1996	2326	1214
TARABA	894	2219	3113	663
YOBE	324	1020	1344	119
ZAMFARA	32	434	466	235
TOTAL	**34552**	**74864**	**109416**	**32641**

GRAPHICAL REPRESENTATION OF CANDIDATES WITH 5 CREDITS AND ABOVE INCLUDING ENGLISH LANGUAGE AND MATHEMATICS IN 2011 MAY/JUNE NBC/NTC EXAMINATIONS

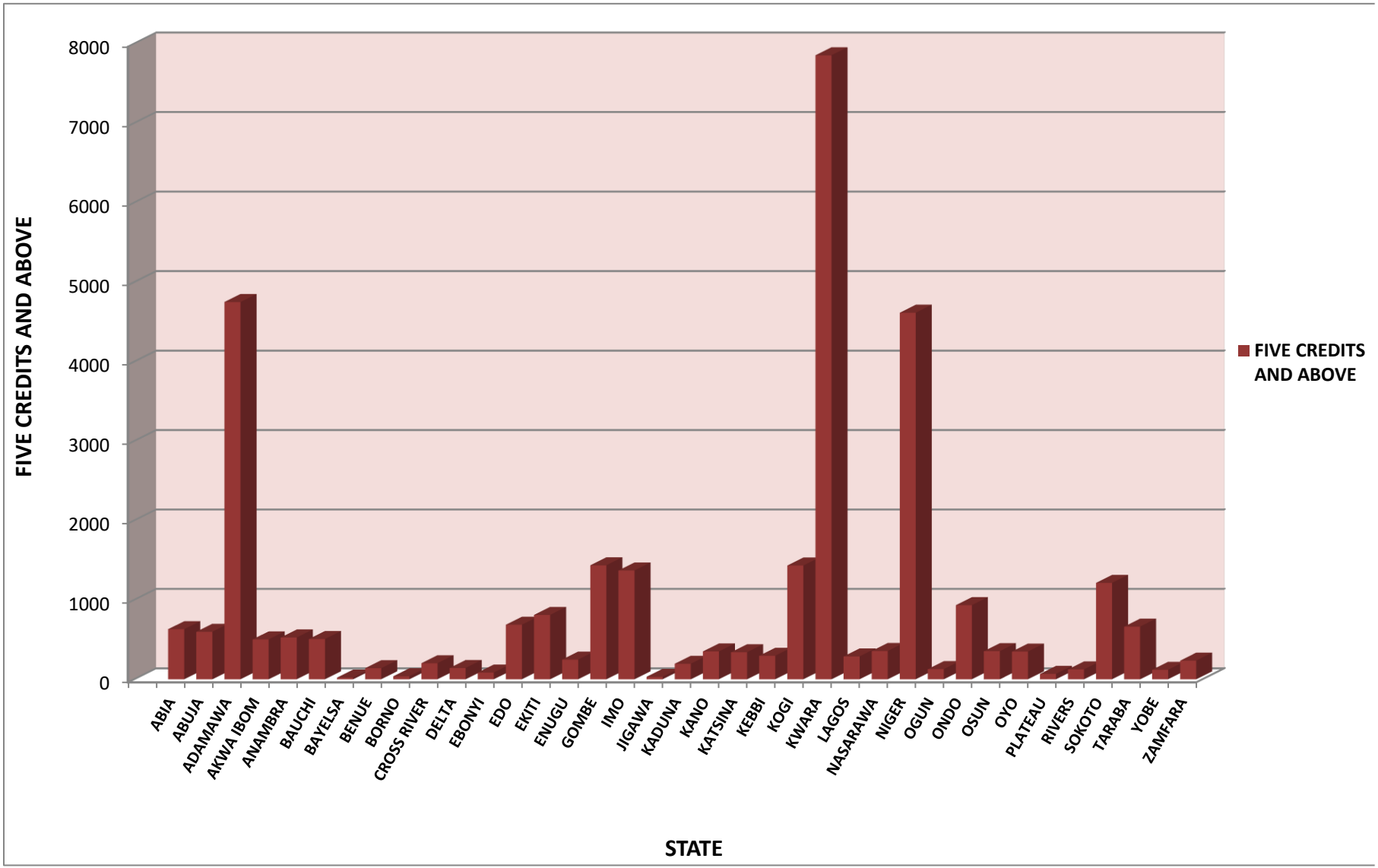

STATISTICS OF CANDIDATES WITH 5 CREDITS AND ABOVE WITH OR WITHOUT ENGLISH LANGUAGE AND MATHEMATICS IN 2011 MAY/JUNE NBC/NTC EXAMINATIONS

STATE	GENDER		TOTAL ENROLMENT	FIVE CREDITS AND ABOVE
	FEMALE	MALE		
ABIA	1028	982	2010	951
ABUJA	1288	1546	2834	1047
ADAMAWA	4821	11656	16477	8231
AKWA	377	1943	2320	693
ANAMBRA	969	853	1822	779
BAUCHI	340	3110	3450	763
BAYELSA	5	56	61	35
BENUE	96	669	765	278
BORNO	404	611	1015	88
CROSS	377	677	1054	318
DELTA	423	957	1380	231
EBONYI	227	303	530	148
EDO	1878	2719	4597	1227
EKITI	1091	1474	2565	1222
ENUGU	560	1083	1643	437
GOMBE	1485	4203	5688	2235
IMO	2248	2371	4619	2140
JIGAWA	0	226	226	58
KADUNA	359	1686	2045	378
KANO	127	1030	1157	396
KATSINA	153	490	643	410
KEBBI	297	1749	2046	550
KOGI	1234	2609	3843	2210
KWARA	6542	9275	15817	11079
LAGOS	566	1539	2105	467
NASARAWA	301	822	1123	518
NIGER	3036	8806	11842	6632
OGUN	280	655	935	162
ONDO	1187	1729	2916	1423
OSUN	556	1147	1703	584
OYO	367	928	1295	477
PLATEAU	170	631	801	114
RIVERS	180	660	840	230
SOKOTO	330	1996	2326	1429
TARABA	894	2219	3113	1157
YOBE	324	1020	1344	212
ZAMFARA	32	434	466	284
TOTAL	**34552**	**74864**	**109416**	**49593**

GRAPHICAL REPRESENTATION OF CANDIDATES WITH 5 CREDITS AND ABOVE WITH OR WITHOUT ENGLISH LANGUAGE AND MATHEMATICS IN 2011 MAY/JUNE NBC/NTC EXAMINATIONS

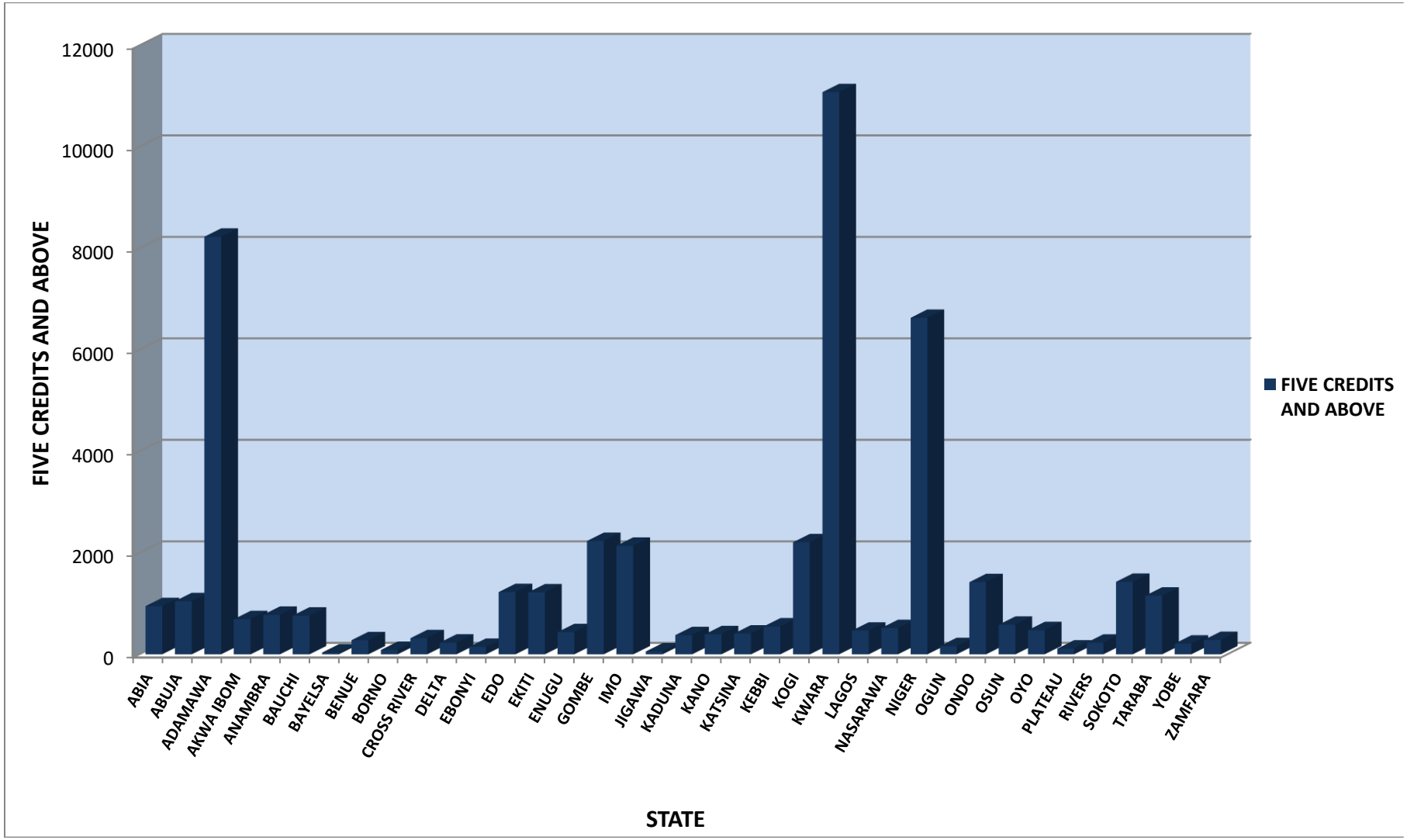

TRADE BY GENDER ENROLMENT STATISTICS FOR 2011 NOVEMBER/DECEMBER NBC/NTC AND ANBC/ANTC EXAMINATIONS

TRADE CODE	TRADE NAME	GENDER		TOTAL
		FEMALE	MALE	
01A	AGRIC. EQUIP. & IMPLEM. MECH. WORKS (ADVANCED)	10	18	28
01O	AGRIC. EQUIPMENT & IMPLEMENT MECH. WORKS	17	133	150
02A	MOTOR VEHICLE MECHANICS WORKS (ADVANCED)	1	252	253
02O	MOTOR VEHICLE MECHANICS WORKS	12	825	837
03O	AUTOMOBILE ELECTRICAL WORKS	2	32	34
04A	ELECTRICAL INSTALL. & IMPLEM. MAINTENACE (ADVANCED)	28	865	893
04O	ELECTRICAL INTSTALL. & MAINTENANCE WORKS	102	2890	2992
05A	FABRICATION AND WELDING (ADVANCED)	4	87	91
05O	FABRICATION AND WELDING	9	481	490
06A	MECHANICAL ENGINEERING CRAFT PRACTICES	10	302	312
06O	MECHANICAL ENGINEERING CRAFT PRACTICE	19	845	864
07A	ELECTRONICS WORKS (ADVANCED)	6	32	38
07O	ELECTRONICS WORKS	34	217	251
08A	REFRIGERATION AND AIRCONDITIONING WORKS (ADVANCED)	4	44	48
08O	REFRIGERATION AND AIR-CONDITIONING WORKS	0	52	52
09A	VEHICLE BODY BUILDING (ADVANCED)	0	2	2
09O	VEHICLE BODY BUILDING	0	8	8
11O	INSTRUMENT MECHANICS WORKS	1	4	5
12O	APPLIANCE MAINTENANCE AND REPAIRS	0	2	2
13A	FOUNDRY CRAFT PRACTICE (ADVANCED)	0	1	1
13O	FOUNDRY CRAFT PRACTICE	0	4	4
15A	MARINE ENGINEERING CRAFT (ADVANCED)	0	10	10
15O	MARINE ENGINEERING CRAFT	0	11	11
17A	COMPUTER CRAFT STUDIES (ADVANCED)	27	56	83
17O	COMPUTER CRAFT STUDIES	79	286	365
18A	ANIMAL HUSBANDRY (ADVANCED)	13	4	17
18O	ANIMAL HUSBANDRY	15	53	68
20A	FISHERIES (ADVANCED)	0	3	3
20O	PHOTOGRAPHIC PRACTICE	2	4	6
21A	BRICK/BLOCKING AND CONCRETING (ADVANCED)	28	318	346
21O	BLOCKLAYING/BRICKLAYING AND CONCRETING	81	1469	1550
22A	CARPENTRY AND JOINERY (ADVANCED)	0	71	71
22O	CARPENTRY AND JOINERY	7	380	387
23A	FURNITURE MAKING (ADVANCED)	1	17	18
23O	FURNITURE MAKING	0	120	120
24O	MACHINE WOOD WORKING	1	2	3
25A	PAINTING AND DECORATING (ADVANCED)	8	23	31
25O	PAINTING AND DECORATING	14	61	75

26A	PLUMBING AND PIPE-FITTING (ADVANCED)	1	88	89
26O	PLUMBING AND PIPE-FITTING	2	126	128
27A	DRAUGHTMANSHIP CRAFT PRACTICE (ADVANCED)	0	6	6
27O	DRAUGHTMANSHIP CRAFT PRACTICE	2	23	25
31O	COSMETOLOGY	3	0	3
32A	MEN'S GARMENT MAKING (ADVANCED)	0	4	4
32O	MEN'S GARMENT MAKING	0	1	1
33A	LADIES GARMENT MAKING (ADVANCED)	14	1	15
33O	LADIES GARMENT MAKING	6	1	7
34A	CATERING CRAFT PRACTICE (ADVANCED)	200	31	231
34O	CATERING CRAFT PRACTICE	290	125	415
35A	LEATHER GOODS MANUFACTURE (ADVANCED)	0	2	2
35O	LEATHER TRADES	0	2	2
36A	PRINTING CRAFT PRACTICE (ADVANCED)	11	20	31
36O	PRINTING CRAFT PRACTICE	1	3	4
37O	TEXTILE TRADES	0	2	2
38A	GRAPHICS ARTS (ADVANCED)	0	4	4
38O	GRAPHIC ARTS	6	21	27
39O	CERAMICS	0	3	3
40A	PHOTOGRAPHIC PRACTICE (ADVANCED)	1	1	2
40O	PHOTOGRAPHIC PRACTICE	0	2	2
41A	SECRETARIAL DUTIES (ADVANCED)	618	97	715
41O	SECRETARIAL DUTIES	450	1011	1461
42A	FINANCIAL MANAGEMENT	3506	3398	6904
42O	BOOK-KEEPING	45380	78939	124319
43A	SALESMANSHIP (ADVANCED)	102	180	282
43O	SALESMANSHIP	605	1185	1790
44A	TOURISM (ADVANCED)	15	15	30
44O	TOURISM	21	74	95
TOTAL		**51769**	**95349**	**147118**

GRAPHICAL REPRESENTATION OF TRADE BY GENDER ENROLMENT STATISTICS FOR 2011 NOVEMBER/DECEMBER NBC/NTC AND ANBC/ANTC EXAMINATIONS

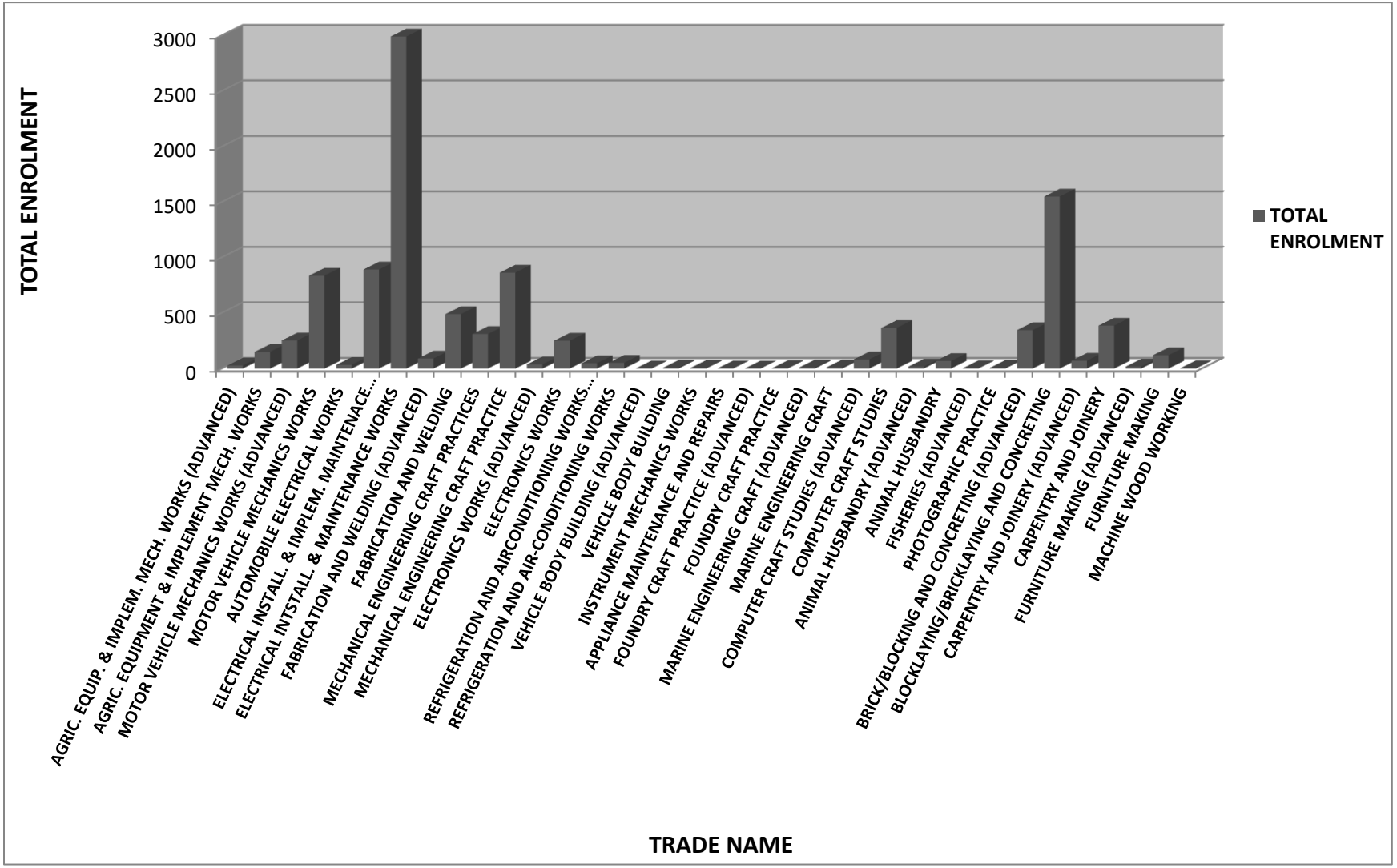

GRAPHICAL REPRESENTATION OF TRADE BY GENDER ENROLMENT STATISTICS FOR 2011 NOVEMBER/DECEMBER NBC/NTC AND ANBC/ANTC EXAMINATIONS (CONTINUED)

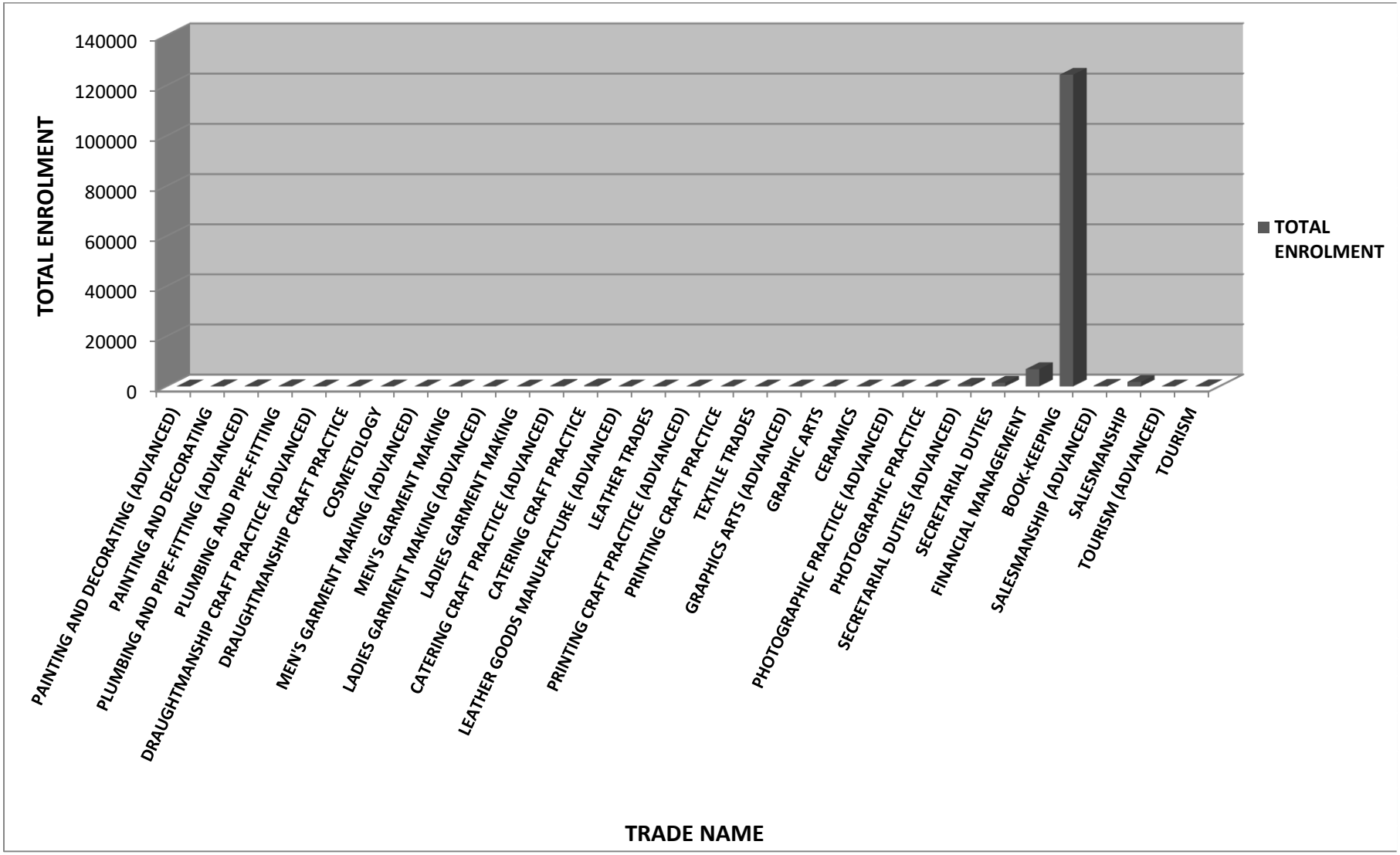

STATE BY GENDER ENROLMENT STATISTICS FOR 2011 NOVEMBER/DECEMBER NBC/NTC AND ANBC/ANTC EXAMINATIONS

STATE CODE	STATE	GENDER			TOTAL ENROLMENT
		UNINDICATED	FEMALE	MALE	
01	ABIA	202	1529	1096	2827
02	ABUJA	319	2478	2753	5550
03	ADAMAWA	679	3672	7937	12288
04	AKWA IBOM	13	200	480	693
05	ANAMBRA	79	1061	818	1958
06	BAUCHI	589	675	5014	6278
07	BAYELSA	33	56	141	230
08	BENUE	35	102	338	475
09	BORNO	66	719	1688	2473
10	CROSS RIVER	90	541	990	1621
11	DELTA	165	1494	2137	3796
12	EBONYI	19	192	201	412
13	EDO	271	1929	2644	4844
14	EKITI	193	1663	1709	3565
15	ENUGU	151	955	1113	2219
16	GOMBE	348	1417	4068	5833
17	IMO	427	2207	1771	4405
18	JIGAWA	11	59	326	396
19	KADUNA	136	449	1480	2065
20	KANO	30	241	1563	1834
21	KATSINA	126	504	2964	3594
22	KEBBI	117	432	1823	2372
23	KOGI	847	3049	5210	9106
24	KWARA	1256	9094	12124	22474
25	LAGOS	81	351	901	1333
26	NASARAWA	72	664	1292	2028
27	NIGER	1551	5348	10592	17491
28	OGUN	20	152	458	630
29	ONDO	374	2294	2681	5349
30	OSUN	54	1004	1446	2504
31	OYO	158	1441	2096	3695
32	PLATEAU	25	223	406	654
33	RIVERS	31	194	466	691
34	SOKOTO	211	407	2804	3422
35	TARABA	354	1386	3429	5169
36	YOBE	169	351	1639	2159
37	ZAMFARA	36	86	587	709
	TOTAL	**9338**	**48619**	**89185**	**147142**

STATE BY GENDER ENROLMENT STATISTICS FOR 2011 NOVEMBER/DECEMBER NBC/NTC AND ANBC/ANTC EXAMINATIONS

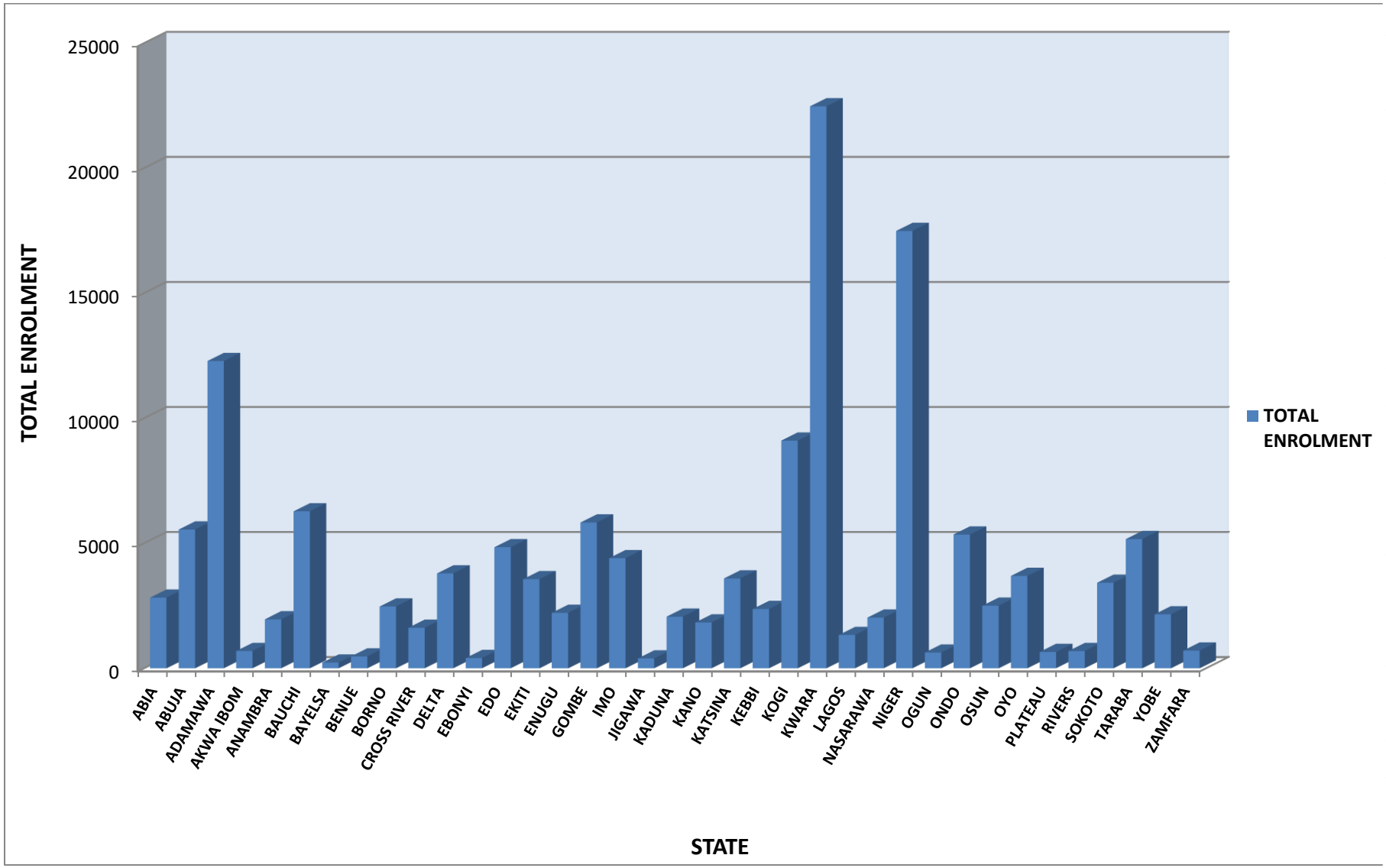

STATISTICS OF CANDIDATES' WITH FIVE CREDITS AND ABOVE INCLUDING ENGLISH LANGUAGE AND MATHEMATICS IN 2011 NOVEMBER/DECEMBER NBC/NTC AND ANBC/ANTC EXAMINATIONS

STATE	GENDER		TOTAL ENROLMENT	FIVE CREDITS AND ABOVE
	MALE	FEMALE		
ABIA	1301	1526	2827	460
ABUJA	3073	2477	5550	1574
ADAMAWA	8620	3668	12288	3522
AKWA IBOM	493	201	692	128
ANAMBRA	900	1059	1959	589
BAUCHI	5603	675	6278	590
BAYELSA	174	56	230	35
BENUE	373	102	475	138
BORNO	1754	719	2473	475
CROSS RIVER	1085	536	1621	208
DELTA	2302	1494	3796	403
EBONYI	220	192	412	67
EDO	2918	1926	4844	948
EKITI	1902	1663	3565	1287
ENUGU	1267	952	2219	427
GOMBE	4416	1417	5833	2110
IMO	2200	2205	4405	825
JIGAWA	337	59	396	15
KADUNA	1616	449	2065	358
KANO	1593	241	1834	448
KATSINA	3090	504	3594	608
KEBBI	1940	432	2372	912
KOGI	6060	3046	9106	3584
KWARA	13386	9088	22474	13038
LAGOS	982	351	1333	181
NASARAWA	1364	664	2028	483
NIGER	12150	5341	17491	8950
OGUN	478	152	630	30
ONDO	3057	2290	5349	1524
OSUN	1500	1004	2504	350
OYO	2257	1438	3695	760
PLATEAU	431	223	654	136
RIVERS	497	194	691	51
SOKOTO	3015	407	3422	927
TARABA	3785	1384	5169	2297
YOBE	1814	345	2159	550
ZAMFARA	623	86	709	89
TOTAL	**98577**	**48566**	**147142**	**49077**

GRAPHICAL REPRESENTATION OF CANDIDATES WITH FIVE CREDITS AND ABOVE INCLUDING ENGLISH LANGUAGE AND MATHEMATICS IN 2011 NOVEMBER/DECEMBER NBC/NTC AND ANBC/ANTC EXAMINATIONS

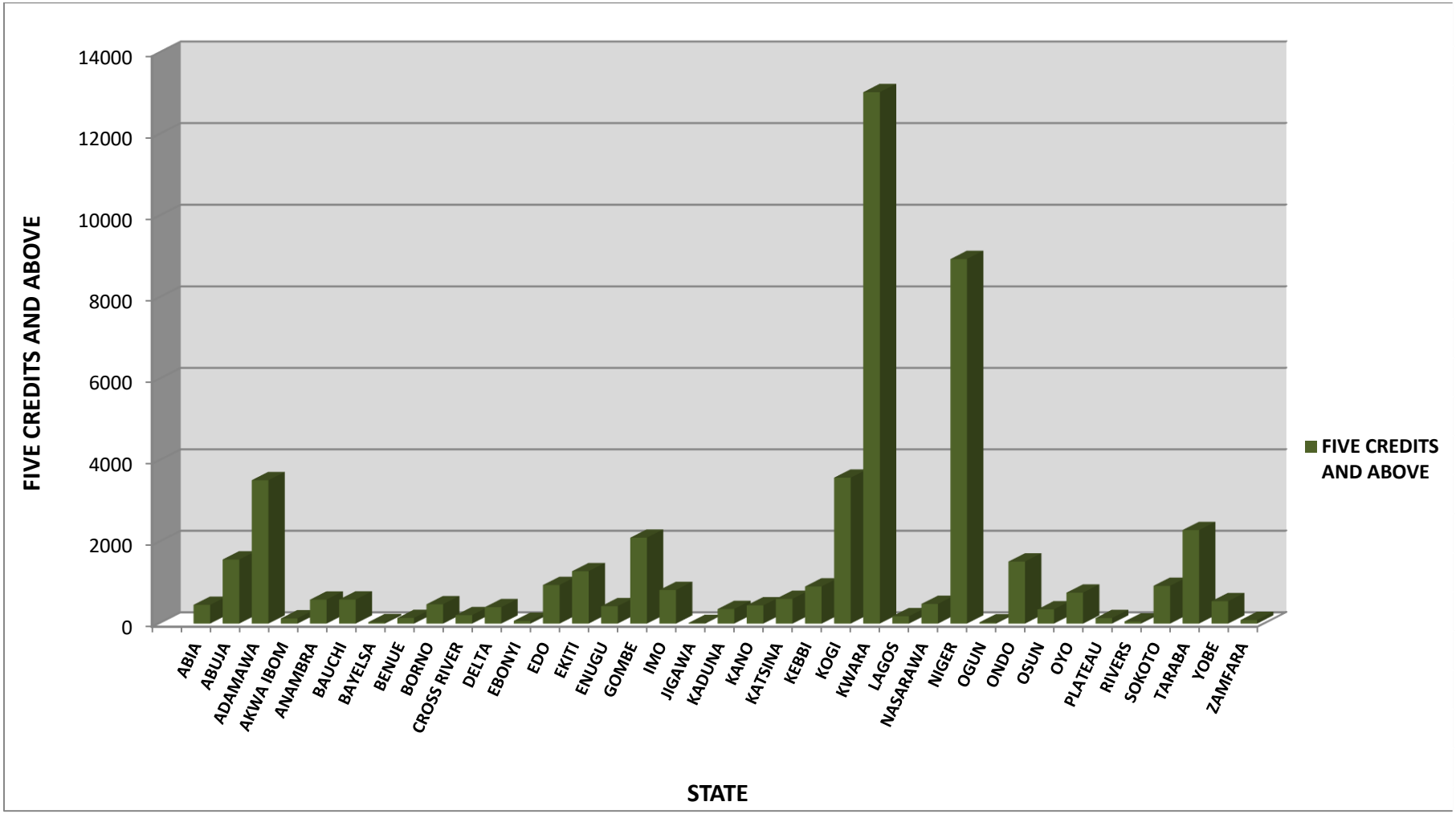

STATISTICS OF CANDIDATES' WITH FIVE CREDITS AND ABOVE WITH OR WITHOUT ENGLISH LANGUAGE AND MATHEMATICS IN 2011 NOVEMBER/DECEMBER NBC/NTC AND ANBC/ANTC EXAMINATIONS

STATE	GENDER		TOTAL ENROLMENT	FIVE CREDITS AND ABOVE
	MALE	FEMALE		
ABIA	1301	1526	2827	1513
ABUJA	3073	2477	5550	3117
ADAMAWA	8620	3668	12288	8466
AKWA IBOM	493	201	692	291
ANAMBRA	900	1059	1959	1048
BAUCHI	5603	675	6278	1745
BAYELSA	174	56	230	99
BENUE	373	102	475	274
BORNO	1754	719	2473	858
CROSS RIVER	1085	536	1621	1073
DELTA	2302	1494	3796	888
EBONYI	220	192	412	158
EDO	2918	1926	4844	1978
EKITI	1902	1663	3565	2171
ENUGU	1267	952	2219	851
GOMBE	4416	1417	5833	3987
IMO	2200	2205	4405	1974
JIGAWA	337	59	396	24
KADUNA	1616	449	2065	823
KANO	1593	241	1834	846
KATSINA	3090	504	3594	1429
KEBBI	1940	432	2372	1515
KOGI	6060	3046	9106	5996
KWARA	13386	9088	22474	20306
LAGOS	982	351	1333	453
NASARAWA	1364	664	2028	944
NIGER	12150	5341	17491	14027
OGUN	478	152	630	125
ONDO	3057	2290	5349	3290
OSUN	1500	1004	2504	922
OYO	2257	1438	3695	1769
PLATEAU	431	223	654	274
RIVERS	497	194	691	214
SOKOTO	3015	407	3422	1998
TARABA	3785	1384	5169	4000
YOBE	1814	345	2159	992
ZAMFARA	623	86	709	246
TOTAL	**98577**	**48566**	**147142**	**90684**

GRAPHICAL REPRESENTATION OF CANDIDATES' WITH FIVE CREDITS AND ABOVE WITH OR WITHOUT ENGLISH LANGUAGE AND MATHEMATICS IN 2011 NOVEMBER/DECEMBER NBC/NTC AND ANBC/ANTC EXAMINATIONS

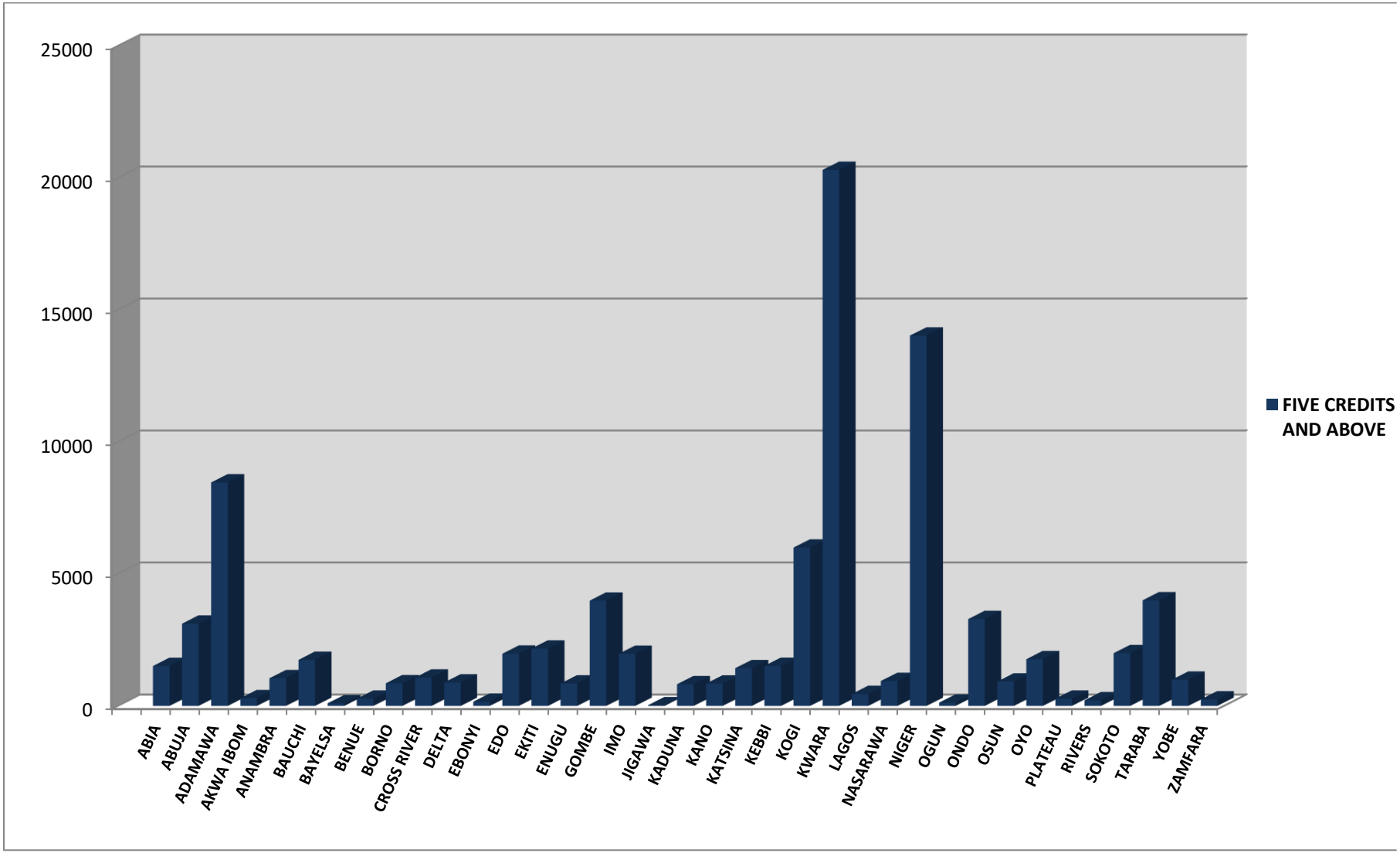

TRADE BY GENDER ENROLMENT STATISTICS FOR 2012 MAY/JUNE NBC/NTC EXAMINATIONS

TRADE CODE	TRADE NAME	GENDER			TOTAL
		UNINDICATED	FEMALE	MALE	
01O	AGRIC EQUIP. AND IMPLEMENT MECH. WORK	9	103	291	403
02O	MOTOR VEHICLE MECHANICS	60	61	2900	3021
03O	AUTO-ELECTRICAL WORK	7	0	24	31
04O	ELECT. INST. & MAINT. PRACTICE	194	366	7476	8036
05O	FABRICATION & WELDING	67	42	2091	2200
06O	MECHANICAL ENGR. CRAFT PRACTICE	62	49	1587	1698
07O	RADIO, TV & ELECTRONICS WORK	53	113	1021	1187
08O	REFRIGERATION & A/C PRACTICE	5	2	226	233
09O	VEHICLE BODY BUILDING	1	0	11	12
10O	LIGHT VEHICLE BODY REPAIR WORK	1	0	0	1
11O	INSTRUMENT MECHANICS WORK	0	0	26	26
13O	FOUNDRY CRAFT	5	0	24	29
15O	MARINE ENGINEERING CRAFT PRACTICE	1	0	3	4
17O	COMPUTER CRAFT STUDIES	45	564	919	1528
18O	ANIMAL HUSBANDRY	18	52	249	319
21O	BRICK-LAYING, BLOCK-LAYING & C.	121	288	3859	4268
22O	CARPENTRY AND JOINERY	93	77	1743	1913
23O	FURNITURE MAKING	8	8	660	676
25O	PAINTING & DECORATING	11	23	235	269
26O	PLUMBING & PIPE FITTING	10	7	364	381
27O	DRAUGHTMANSHIP	2	2	72	76
31O	COSMETOLOGY	1	3	1	5
32O	MEN'S GARMENT MAKING	0	0	1	1
33O	LADIES GARMENT MAKING	0	116	9	125
34O	CATERING CRAFT PRACTICE	32	987	117	1136
35O	LEATHER TRADES	1	0	8	9
36O	PRINTING CRAFT	2	8	43	53
37O	TEXTILE TRADES	1	1	2	4
38O	GRAPHICS ARTS	4	5	59	68
39O	CERAMICS	1	11	14	26
40O	PHOTOGRAPHIC PRACTICE	2	0	3	5
41O	SECRETARIAL STUDIES	435	1002	1483	2920
42O	BOOK KEEPING	4307	43149	68102	115558
43O	SALESMANSHIP	52	301	621	974
44O	TOURISM	11	11	15	37
TOTAL		**5622**	**47351**	**94259**	**147232**

GRAPHICAL REPRESENTATION OF TRADE BY GENDER ENROLMENT STATISTICS FOR 2012 MAY/JUNE NBC/NTC EXAMINATIONS

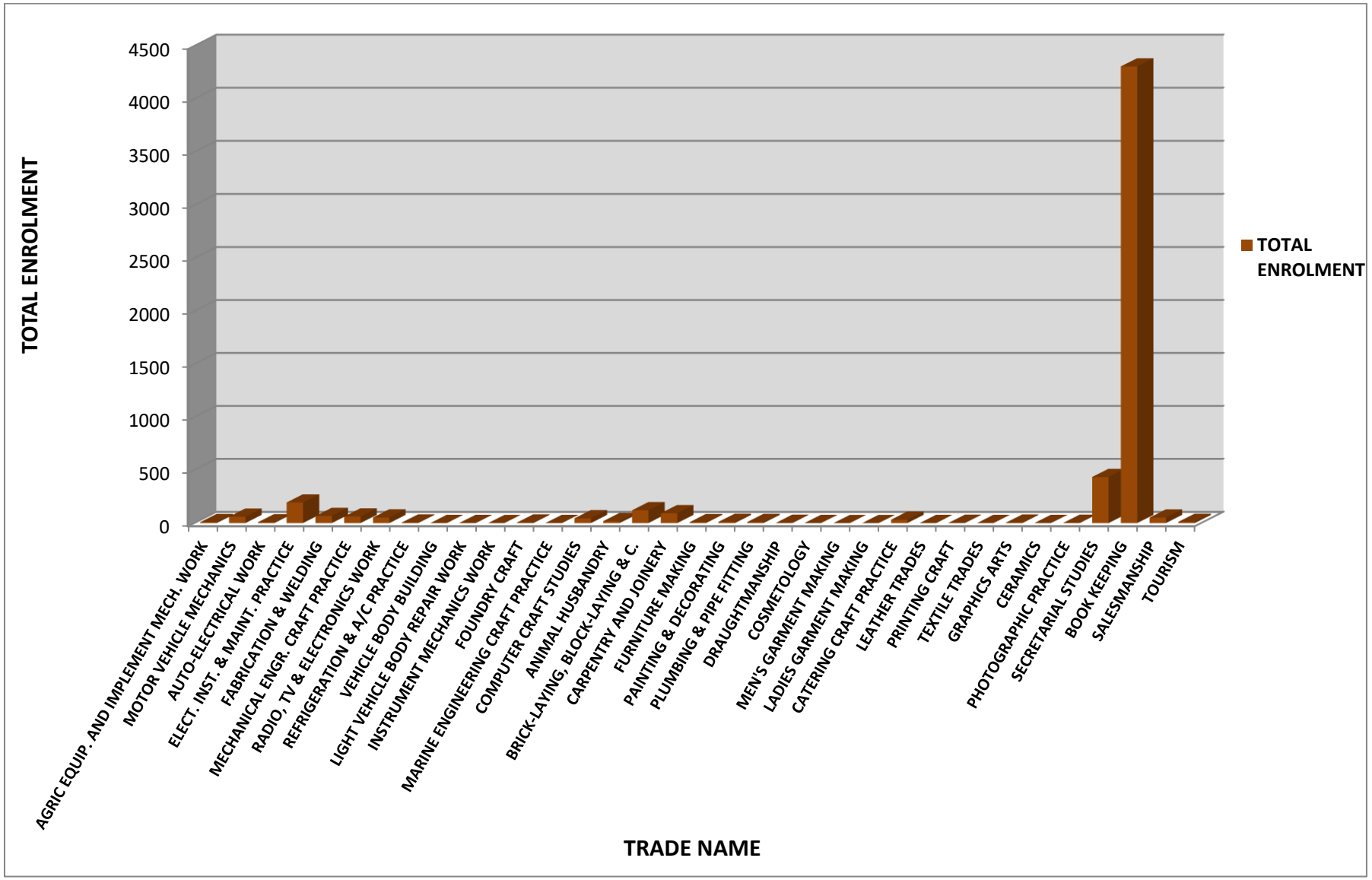

STATE BY GENDER ENROLMENT STATISTICS FOR 2012 MAY/JUNE NBC/NTC EXAMINATIONS

STATE CODE	STATE	GENDER			TOTAL ENROLMENT
		UNINDICATED	FEMALE	MALE	
01	ABIA	81	698	651	1430
02	ABUJA	89	1711	1720	3520
03	ADAMAWA	762	6301	13638	20701
04	AKWA IBOM	56	391	2049	2496
05	ANAMBRA	74	1112	1054	2240
06	BAUCHI	198	815	4295	5308
07	BAYELSA	0	15	40	55
08	BENUE	60	267	960	1287
09	BORNO	56	495	799	1350
10	CROSS RIVER	93	668	1018	1779
11	DELTA	52	460	846	1358
12	EBONYI	12	230	307	549
13	EDO	121	1442	2031	3594
14	EKITI	203	2077	2183	4463
15	ENUGU	50	837	1339	2226
16	GOMBE	254	2187	5799	8240
17	IMO	50	1620	1845	3515
18	JIGAWA	39	6	358	403
19	KADUNA	88	995	2917	4000
20	KANO	3	278	1263	1544
21	KATSINA	24	222	905	1151
22	KEBBI	18	327	1763	2108
23	KOGI	344	2642	4273	7259
24	KWARA	638	8769	12366	21773
25	LAGOS	105	399	1427	1931
26	NASARAWA	39	619	1407	2065
27	NIGER	546	3992	9470	14008
28	OGUN	22	290	789	1101
29	ONDO	120	1907	2650	4677
30	OSUN	115	1709	2417	4241
31	OYO	37	822	1599	2458
32	PLATEAU	32	406	1080	1518
33	RIVERS	15	165	683	863
34	SOKOTO	38	514	3147	3699
35	TARABA	152	1651	3517	5320
36	YOBE	40	491	1327	1858
37	ZAMFARA	62	60	842	964
	TOTAL	**4692**	**47590**	**94774**	**147056**

GRAPHICAL REPRESENTATION OF STATE BY GENDER ENROLMENT STATISTICS FOR 2012 MAY/JUNE NBC/NTC EXAMINATIONS

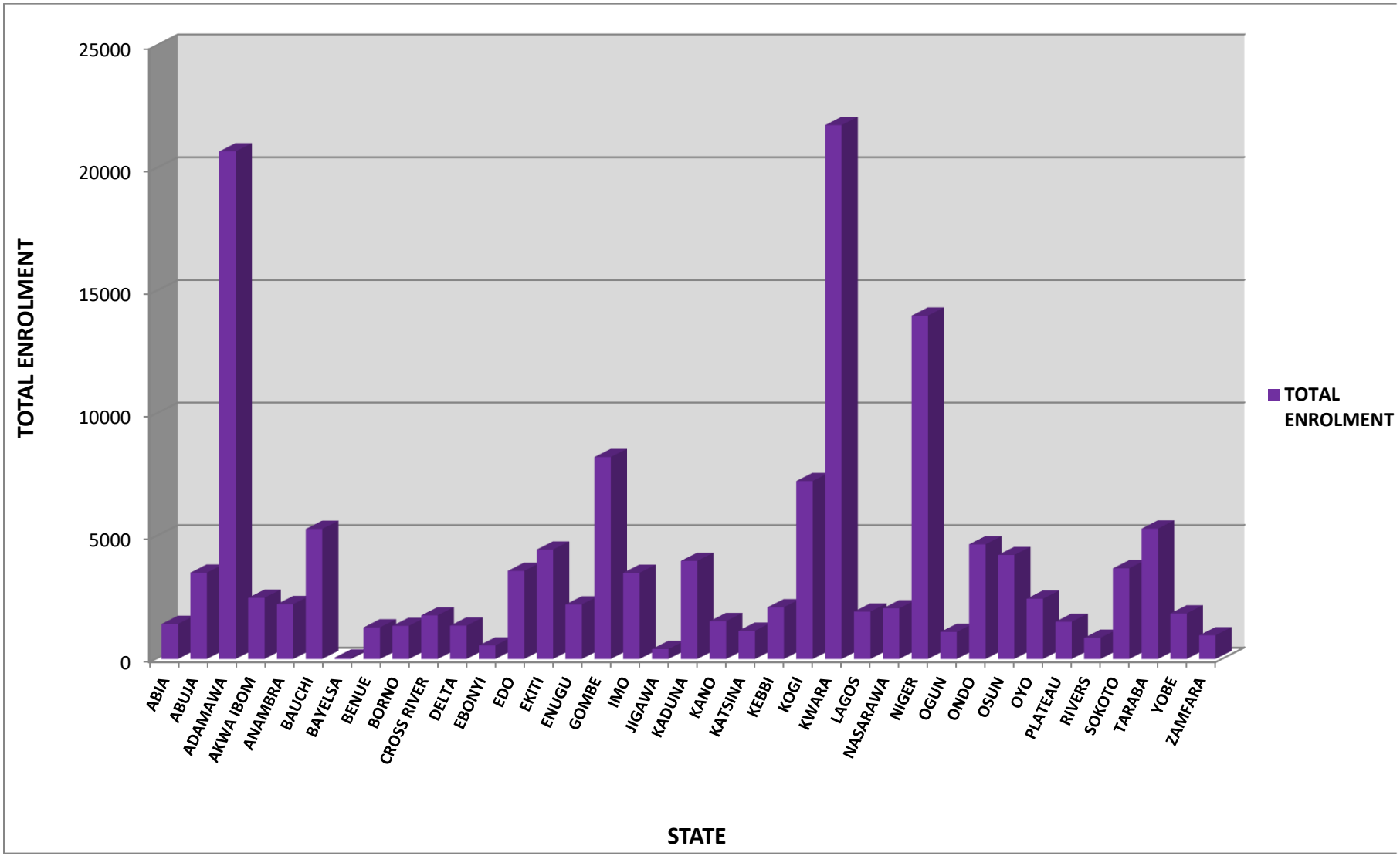

STATISTICS OF CANDIDATES WITH FIVE CREDITS AND ABOVE INCLUDING ENGLISH LANGUAGE AND MATHEMATICS IN 2012 MAY/JUNE NBC/NTC EXAMINATIONS

STATE	GENDER		TOTAL ENROLMENT	FIVE CREDITS AND ABOVE
	MALE	FEMALE		
ABIA	651	779	1430	398
ABUJA	1720	1800	3520	1232
ADAMAWA	13638	7063	20701	4061
AKWA IBOM	2049	447	2496	142
ANAMBRA	1054	1186	2240	815
BAUCHI	4295	1013	5308	185
BAYELSA	40	15	55	4
BENUE	960	327	1287	212
BORNO	799	551	1350	86
CROSS RIVER	1018	761	1779	282
DELTA	846	512	1358	187
EBONYI	307	242	549	156
EDO	2031	1563	3594	629
EKITI	2183	2280	4463	1247
ENUGU	1339	887	2226	256
GOMBE	5799	2441	8420	303
IMO	1845	1670	3515	1159
JIGAWA	358	45	403	1
KADUNA	2917	1083	4000	474
KANO	1263	281	1544	78
KATSINA	905	246	1151	94
KEBBI	1763	345	2108	109
KOGI	4273	2986	7259	2179
KWARA	12366	9407	21773	7744
LAGOS	1427	504	1931	94
NASARAWA	1407	658	2065	252
NIGER	9470	4538	14008	5312
OGUN	789	312	1101	19
ONDO	2650	2027	4677	1631
OSUN	2417	1824	4241	1215
OYO	1599	859	2458	940
PLATEAU	1080	438	1518	89
RIVERS	683	180	863	65
SOKOTO	3147	552	3699	708
TARABA	3517	1803	5320	1195
YOBE	1327	531	1858	48
ZAMFARA	842	122	964	13
TOTAL	**94774**	**52278**	**147232**	**33614**

GRAPHICAL REPRESENTATION OF CANDIDATES WITH FIVE CREDITS AND ABOVE INCLUDING ENGLISH LANGUAGE AND MATHEMATICS IN 2012 MAY/JUNE NBC/NTC EXAMINATIONS

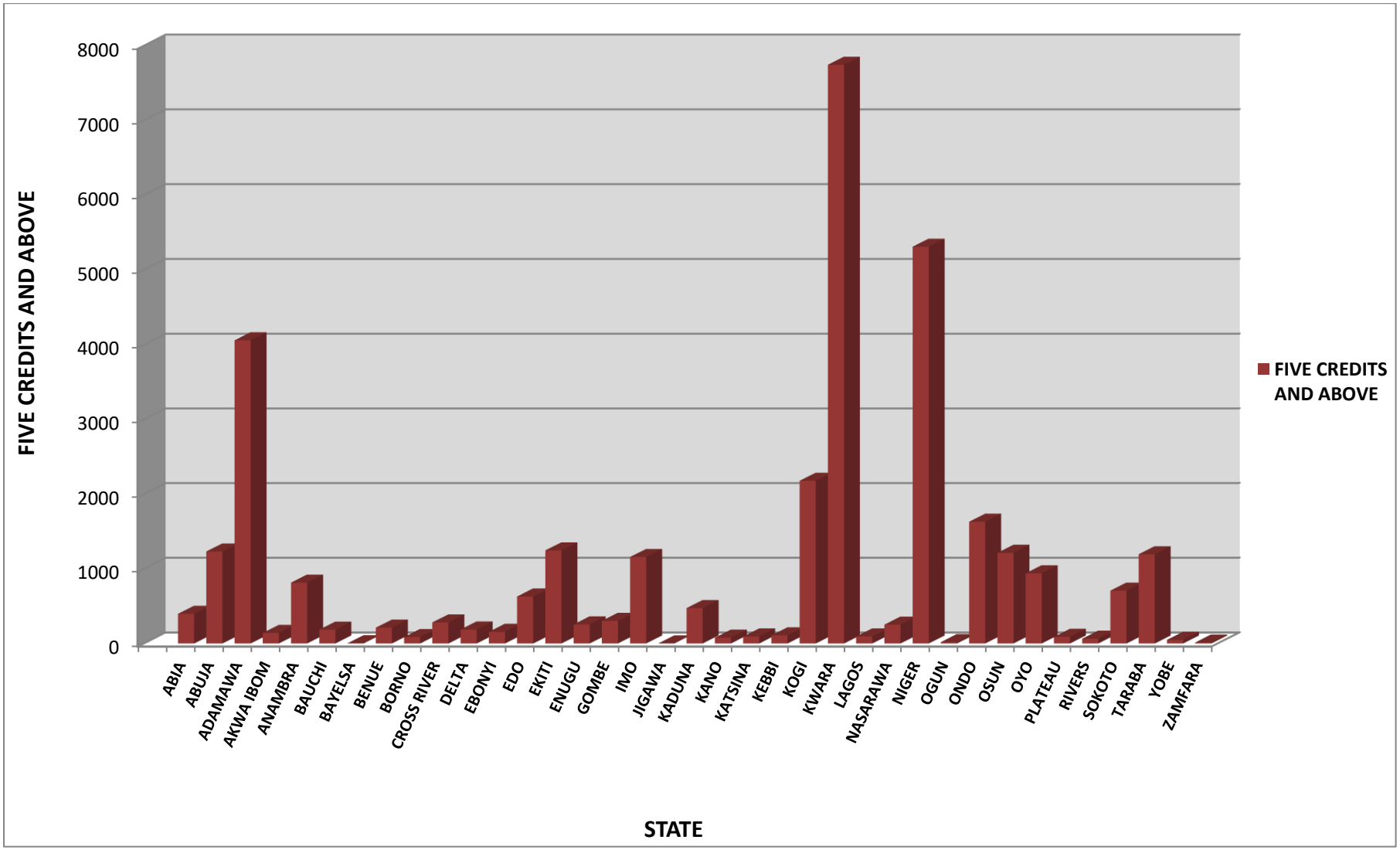

STATISTICS OF CANDIDATES WITH 5 CREDITS AND ABOVE WITH OR WITHOUT ENGLISH LANGUAGE AND MATHEMATICS IN 2012 MAY/JUNE NBC/NTC EXAMINATIONS

STATE	GENDER		TOTAL ENROLMENT	FIVE CREDITS AND ABOVE
	MALE	FEMALE		
ABIA	651	779	1430	598
ABUJA	1720	1800	3520	1462
ADAMAWA	13638	7063	20701	7196
AKWA IBOM	2049	447	2496	285
ANAMBRA	1054	1186	2240	1101
BAUCHI	4295	1013	5308	531
BAYELSA	40	15	55	7
BENUE	960	327	1287	353
BORNO	799	551	1350	153
CROSS	1018	761	1779	432
DELTA	846	512	1358	251
EBONYI	307	242	549	225
EDO	2031	1563	3594	852
EKITI	2183	2280	4463	2290
ENUGU	1339	887	2226	496
GOMBE	5799	2441	8420	703
IMO	1845	1670	3515	1755
JIGAWA	358	45	403	39
KADUNA	2917	1083	4000	878
KANO	1263	281	1544	180
KATSINA	905	246	1151	442
KEBBI	1763	345	2108	466
KOGI	4273	2986	7259	3626
KWARA	12366	9407	21773	15708
LAGOS	1427	504	1931	297
NASARAWA	1407	658	2065	481
NIGER	9470	4538	14008	8912
OGUN	789	312	1101	55
ONDO	2650	2027	4677	2466
OSUN	2417	1824	4241	1909
OYO	1599	859	2458	1390
PLATEAU	1080	438	1518	173
RIVERS	683	180	863	190
SOKOTO	3147	552	3699	1231
TARABA	3517	1803	5320	1982
YOBE	1327	531	1858	120
ZAMFARA	842	122	964	43
TOTAL	**94774**	**52278**	**147232**	**59278**

GRAPHICAL REPRESENTATION OF CANDIDATES WITH 5 CREDITS AND ABOVE WITH OR WITHOUT ENGLISH LANGUAGE AND MATHEMATICS IN 2012 MAY/JUNE NBC/NTC EXAMINATIONS

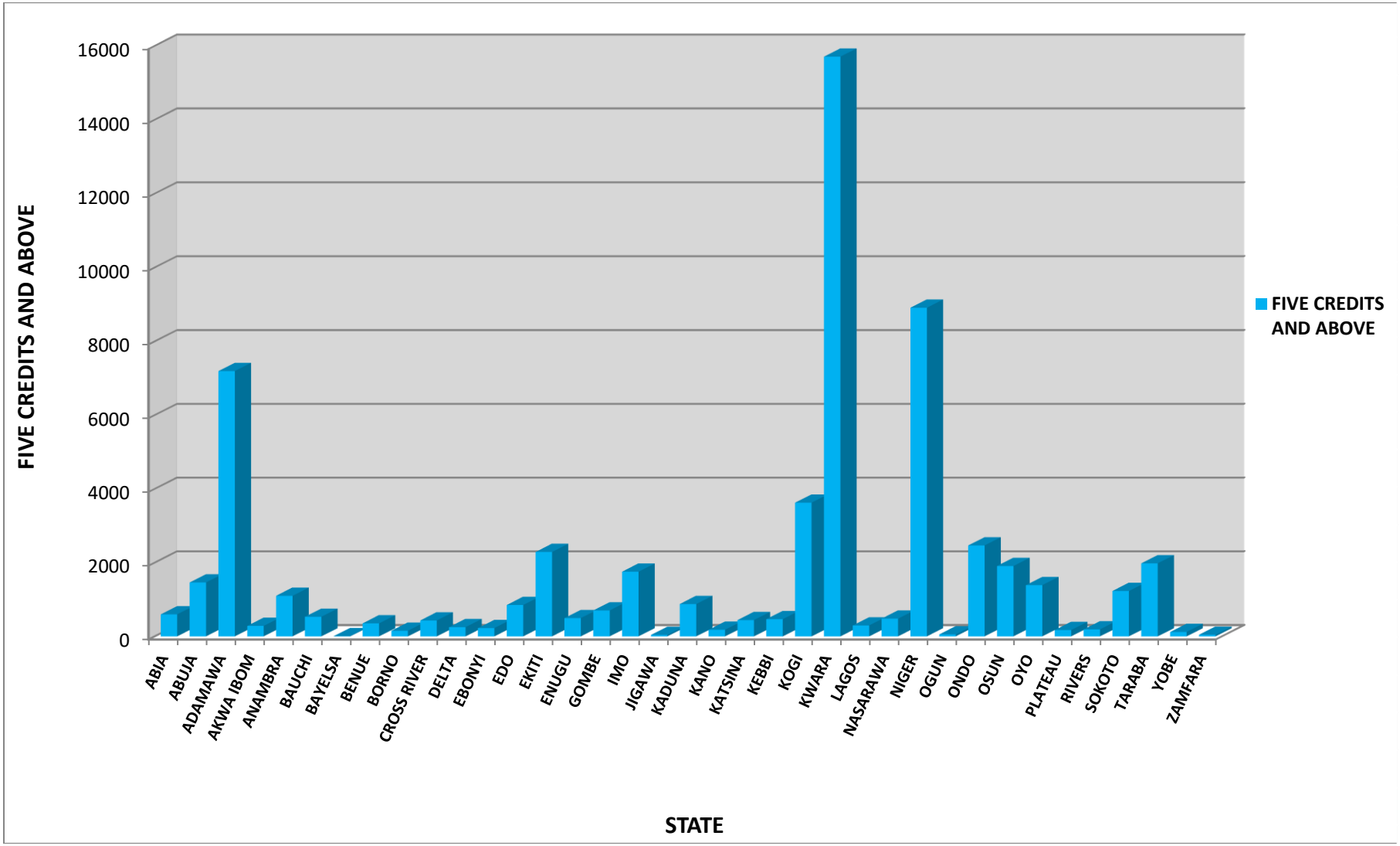

TRADE BY GENDER ENROLMENT STATISTICS FOR 2012 NOVEMBER/DECEMBER NBC/NTC AND ANBC/ANTC EXAMINATIONS

TRADE CODE	TRADE NAME	GENDER			TOTAL
		UNINDICATED	FEMALE	MALE	
01A	AGRIC. EQUIP. & IMPLEM. MECH. WORKS (ADVANCED)	1	9	52	62
01O	AGRIC. EQUIPMENT & IMPLEMENT MECH. WORKS	10	29	129	168
02A	MOTOR VEHICLE MECHANICS WORKS (ADVANCED)	10	1	188	199
02O	MOTOR VEHICLE MECHANICS WORKS	18	21	753	792
03O	AUTOMOBILE ELECTRICAL WORKS	0	0	13	13
04A	ELECTRICAL INSTALL. & IMPLEM. MAINTENACE (ADVANCED)	19	27	849	895
04O	ELECTRICAL INTSTALL. & MAINTENANCE WORKS	66	78	2554	2698
05A	FABRICATION AND WELDING (ADVANCED)	3	4	92	99
05O	FABRICATION AND WELDING	18	13	424	455
06A	MECHANICAL ENGINEERING CRAFT PRACTICE (ADVANCED)	10	9	301	320
06O	MECHANICAL ENGINEERING CRAFT PRACTICE	40	15	978	1033
07A	ELECTRONICS WORKS (ADVANCED)	1	4	26	31
07O	ELECTRONICS WORKS	6	15	192	213
08A	REFRIGERATION AND AIRCONDITIONING WORKS(ADVANCED)	1	1	40	42
08O	REFRIGERATION AND AIR-CONDITIONING WORKS	1	1	56	58
09A	VEHICLE BODY BUILDING (ADVANCED)	0	0	3	3
09O	VEHICLE BODY BUILDING	0	0	3	3
10O	LIGHT VEHICLE BODY REPAIR WORK	0	1	15	16
11O	INSTRUMENT MECHANICS WORK	0	1	10	11
13A	FOUNDRY CRAFT PRACTICE (ADVANCED)	0	0	1	1
13O	FOUNDRY CRAFT PRACTICE	0	0	2	2
15A	MARINE ENGINEERING CRAFT (ADVANCED)	0	1	4	5
15O	MARINE ENGINEERING CRAFT	0	0	4	4
16O	SHIP BUILDING CRAFT PRACTICE	0	0	1	1
17A	COMPUTER CRAFT STUDIES (ADVANCED)	5	46	86	137
17O	COMPUTER CRAFT STUDIES	10	79	225	314
18A	ANIMAL HUSBANDRY (ADVANCED)	0	30	26	56
18O	ANIMAL HUSBANDRY	2	18	33	53
20A	FISHERIES (ADVANCED)	0	1	2	3
20O	PHOTOGRAPHIC PRACTICE	0	0	2	2
21A	BRICK/BLOCKING AND CONCRETING (ADVANCED)	7	26	321	354

21O	BLOCKLAYING/BRICKLAYING AND CONCRETING	32	49	1364	1445
22A	CARPENTRY AND JOINERY (ADVANCED)	3	0	73	76
22O	CARPENTRY AND JOINERY	12	3	280	295
23A	FURNITURE MAKING (ADVANCED)	0	0	18	18
23O	FURNITURE MAKING	8	1	126	135
24O	MACHINE WOOD WORKING	1	1	2	4
25A	PAINTING AND DECORATING (ADVANCED)	1	7	34	42
25O	PAINTING AND DECORATING	3	13	62	78
26A	PLUMBING AND PIPE-FITTING (ADVANCED)	6	2	104	112
26O	PLUMBING AND PIPE-FITTING	8	3	109	120
27A	DRAUGHTMANSHIP CRAFT PRACTICE (ADVANCED)	1	6	22	29
27O	DRAUGHTMANSHIP CRAFT PRACTICE	1	7	28	36
31O	COSMETOLOGY	0	1	2	3
32A	MEN'S GARMENT MAKING (ADVANCED)	0	0	2	2
33A	LADIES GARMENT MAKING (ADVANCED)	0	12	3	15
33O	LADIES GARMENT MAKING	0	10	4	14
34A	CATERING CRAFT PRACTICE (ADVANCED)	1	145	20	166
34O	CATERING CRAFT PRACTICE	3	209	61	273
35A	LEATHER GOODS MANUFACTURE (ADVANCED)	0	0	2	2
36A	PRINTING CRAFT PRACTICE (ADVANCED)	4	7	20	31
36O	PRINTING CRAFT PRACTICE	0	3	6	9
37A	TEXTILE TRADES (ADVANCED)	0	1	1	2
37O	TEXTILE TRADES	2	2	1	5
38A	GRAPHICS ARTS (ADVANCED)	0	0	3	3
38O	GRAPHIC ARTS	0	7	18	25
39A	CERAMICS (ADVANCED)	0	1	0	1
39O	CERAMICS	0	4	5	9
40A	PHOTOGRAPHIC PRACTICE (ADVANCED)	1	1	3	5
40O	PHOTOGRAPHIC PRACTICE	0	0	2	2
41A	SECRETARIAL DUTIES (ADVANCED)	20	513	99	632
41O	SECRETARIAL DUTIES	30	242	494	766
42A	FINANCIAL MANAGEMENT (ADVANCED)	188	3445	3393	7026
42O	BOOK-KEEPING	4377	45480	78193	128050
43A	SALESMANSHIP (ADVANCED)	19	71	114	204
43O	SALESMANSHIP	58	382	805	1245
44A	TOURISM (ADVANCED)	1	10	34	45
44O	TOURISM	4	17	41	62
TOTAL		**5012**	**51085**	**92933**	**149030**

GRAPHICAL REPRESENTATION OF TRADE BY GENDER ENROLMENT STATISTICS FOR 2012 NOVEMBER/DECEMBER NBC/NTC AND ANBC/ANTC EXAMINATIONS

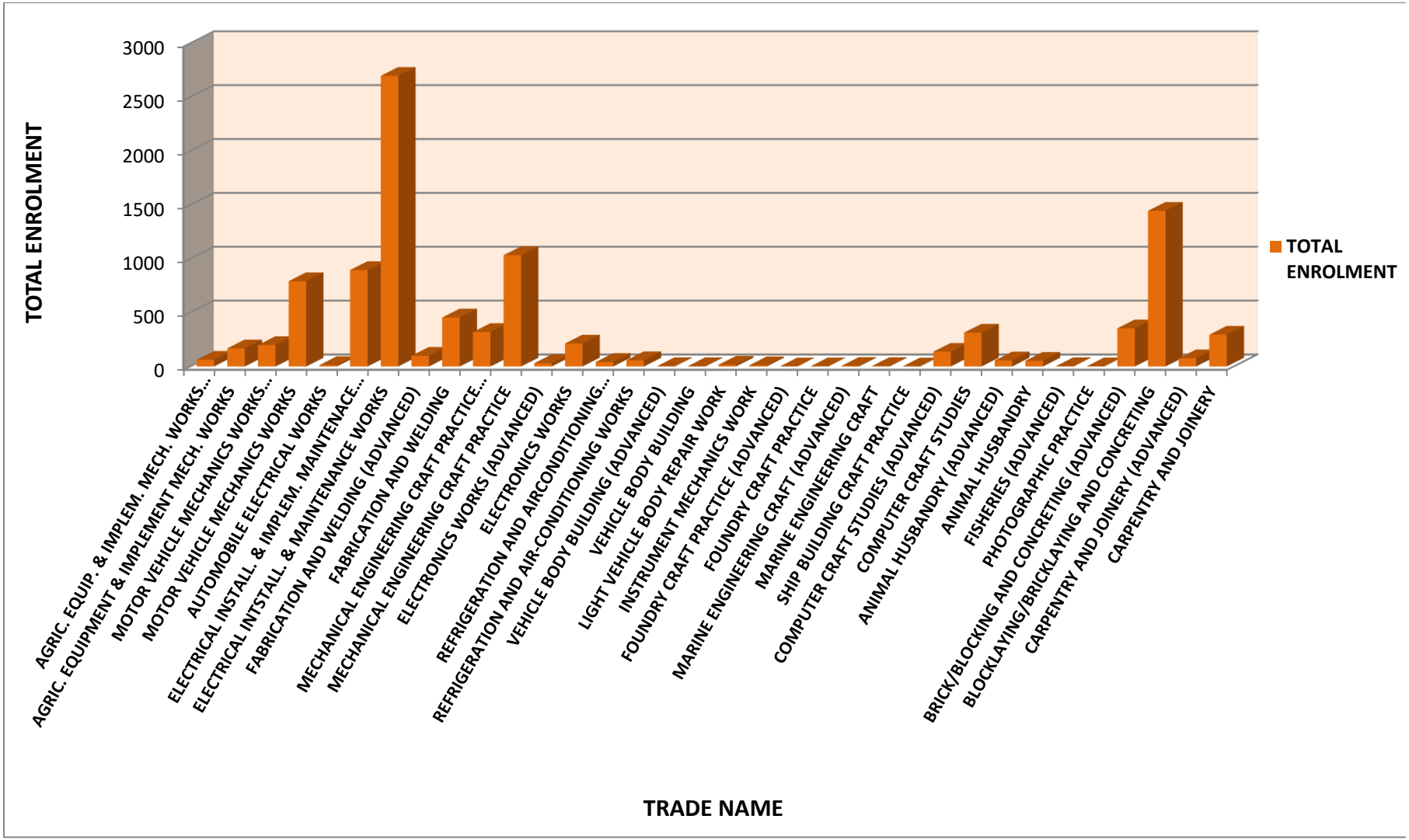

GRAPHICAL REPRESENTATION OF TRADE BY GENDER ENROLMENT STATISTICS FOR 2012 NOVEMBER/DECEMBER NBC/NTC AND ANBC/ANTC EXAMINATIONS (CONTINUED)

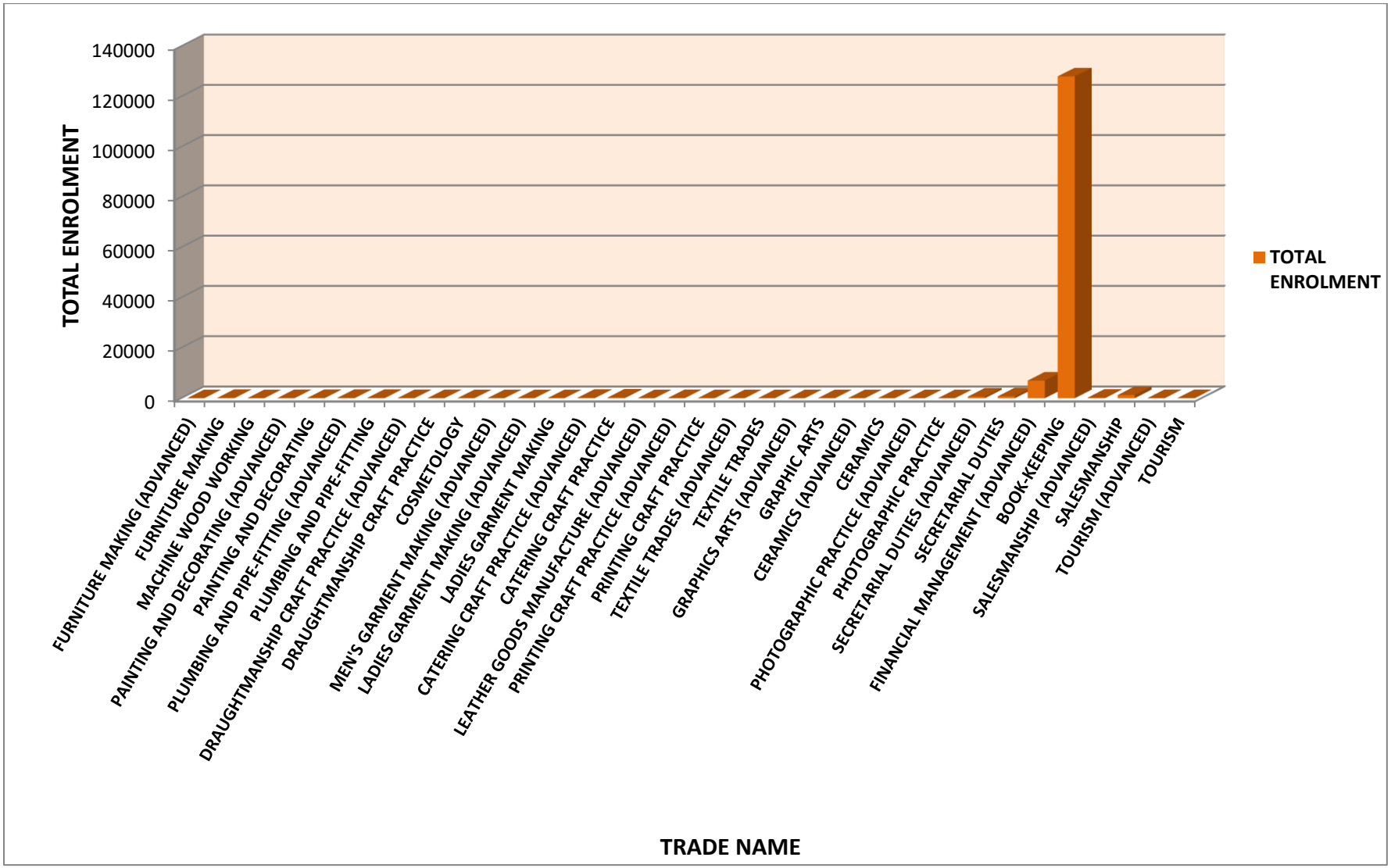

STATE BY GENDER ENROLMENT STATISTICS FOR 2012 NOVEMBER/DECEMBER NBC/NTC AND ANBC/ANTC EXAMINATIONS

STATE CODE	STATE	GENDER			TOTAL ENROLMENT
		UNINDICATED	FEMALE	MALE	
01	ABIA	59	1641	1129	2829
02	ABUJA	216	2636	2961	5813
03	ADAMAWA	216	2552	5496	8264
04	AKWA IBOM	9	235	692	936
05	ANAMBRA	25	1040	784	1849
06	BAUCHI	261	556	3007	3824
07	BAYELSA	4	73	193	270
08	BENUE	31	181	529	741
09	BORNO	48	700	1418	2166
10	CROSS RIVER	59	530	968	1557
11	DELTA	97	1283	1826	3206
12	EBONYI	5	218	256	479
13	EDO	96	1709	2585	4390
14	EKITI	165	2170	2325	4660
15	ENUGU	60	886	1122	2068
16	GOMBE	87	1614	4715	6416
17	IMO	54	1886	1689	3629
18	JIGAWA	26	33	281	340
19	KADUNA	103	870	2551	3524
20	KANO	29	195	1533	1757
21	KATSINA	122	783	4479	5384
22	KEBBI	29	316	1377	1722
23	KOGI	471	3298	5320	9089
24	KWARA	547	8829	11835	21211
25	LAGOS	13	351	959	1323
26	NASARAWA	122	1360	2455	3937
27	NIGER	1039	5214	11031	17284
28	OGUN	15	287	592	894
29	ONDO	318	2596	3107	6021
30	OSUN	99	1944	2676	4719
31	OYO	118	1932	2823	4873
32	PLATEAU	34	349	720	1103
33	RIVERS	6	147	469	622
34	SOKOTO	115	485	2759	3359
35	TARABA	235	1812	4200	6247
36	YOBE	61	286	1484	1831
37	ZAMFARA	18	88	587	693
	TOTAL	**5012**	**51085**	**92933**	**149030**

GRAPHICAL REPRESENTATION OF STATE BY GENDER ENROLMENT STATISTICS FOR 2012 NOVEMBER/DECEMBER NBC/NTC AND ANBC/ANTC EXAMINATIONS

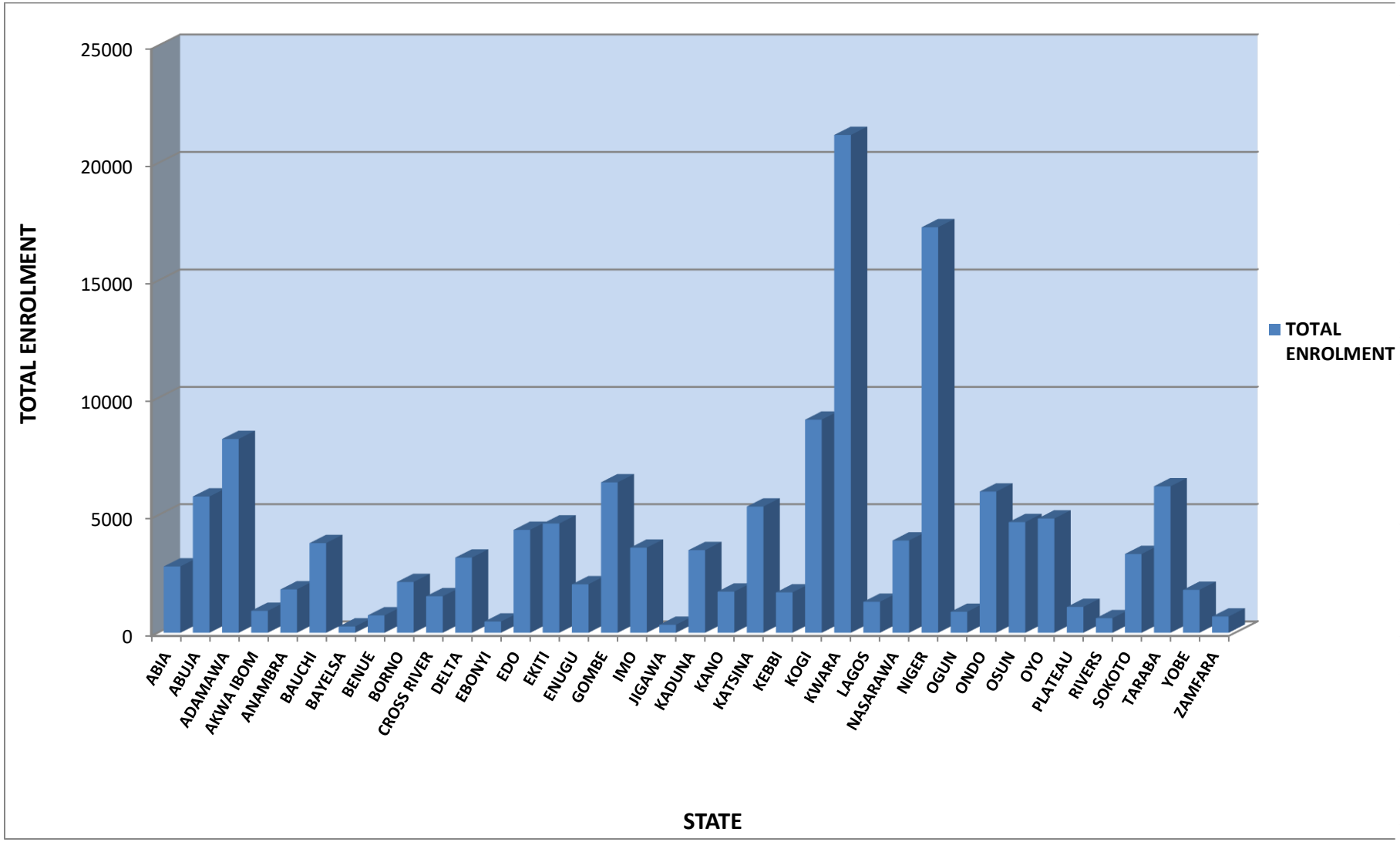

STATISTICS OF CANDIDATES WITH 5 CREDITS AND ABOVE INCLUDING ENGLISH LANGUAGE AND MATHEMATICS IN 2012 NOVEMBER/DECEMBER NBC/NTC AND ANBC/ANTC EXAMINATIONS

STATE	GENDER		TOTAL ENROLMENT	FIVE CREDITS AND ABOVE
	FEMALE	MALE		
ABIA	1663	1166	2829	736
ABUJA	2722	3091	5813	1802
ADAMAWA	2603	5661	8264	158
AKWA	236	700	936	147
ANAMBRA	1047	802	1849	577
BAUCHI	597	3227	3824	149
BAYELSA	74	196	270	18
BENUE	186	555	741	87
BORNO	712	1454	2166	50
CROSS	547	1010	1557	321
DELTA	1323	1883	3206	486
EBONYI	220	259	479	11
EDO	1742	2648	4390	1017
EKITI	2228	2432	4660	1409
ENUGU	914	1154	2068	267
GOMBE	1634	4782	6416	450
IMO	1899	1730	3629	654
JIGAWA	34	306	340	13
KADUNA	896	2628	3524	111
KANO	196	1561	1757	108
KATSINA	805	4579	5384	287
KEBBI	318	1404	1722	162
KOGI	3459	5630	9089	1744
KWARA	9038	12173	21211	7329
LAGOS	354	969	1323	223
NASARAWA	1398	2539	3937	562
NIGER	5308	11976	17284	4153
OGUN	287	607	894	141
ONDO	2713	3308	6021	1906
OSUN	1978	2741	4719	1049
OYO	1971	2902	4873	1374
PLATEAU	361	742	1103	82
RIVERS	147	475	622	52
SOKOTO	500	2859	3359	675
TARABA	1871	4376	6247	1150
YOBE	297	1534	1831	43
ZAMFARA	91	602	693	18
TOTAL	**52369**	**96660**	**149030**	**29520**

GRAPHICAL REPRESENTATION OF CANDIDATES WITH 5 CREDITS AND ABOVE INCLUDING ENGLISH LANGUAGE AND MATHEMATICS IN 2012 NOVEMBER/DECEMBER NBC/NTC AND ANBC/ANTC EXAMINATIONS

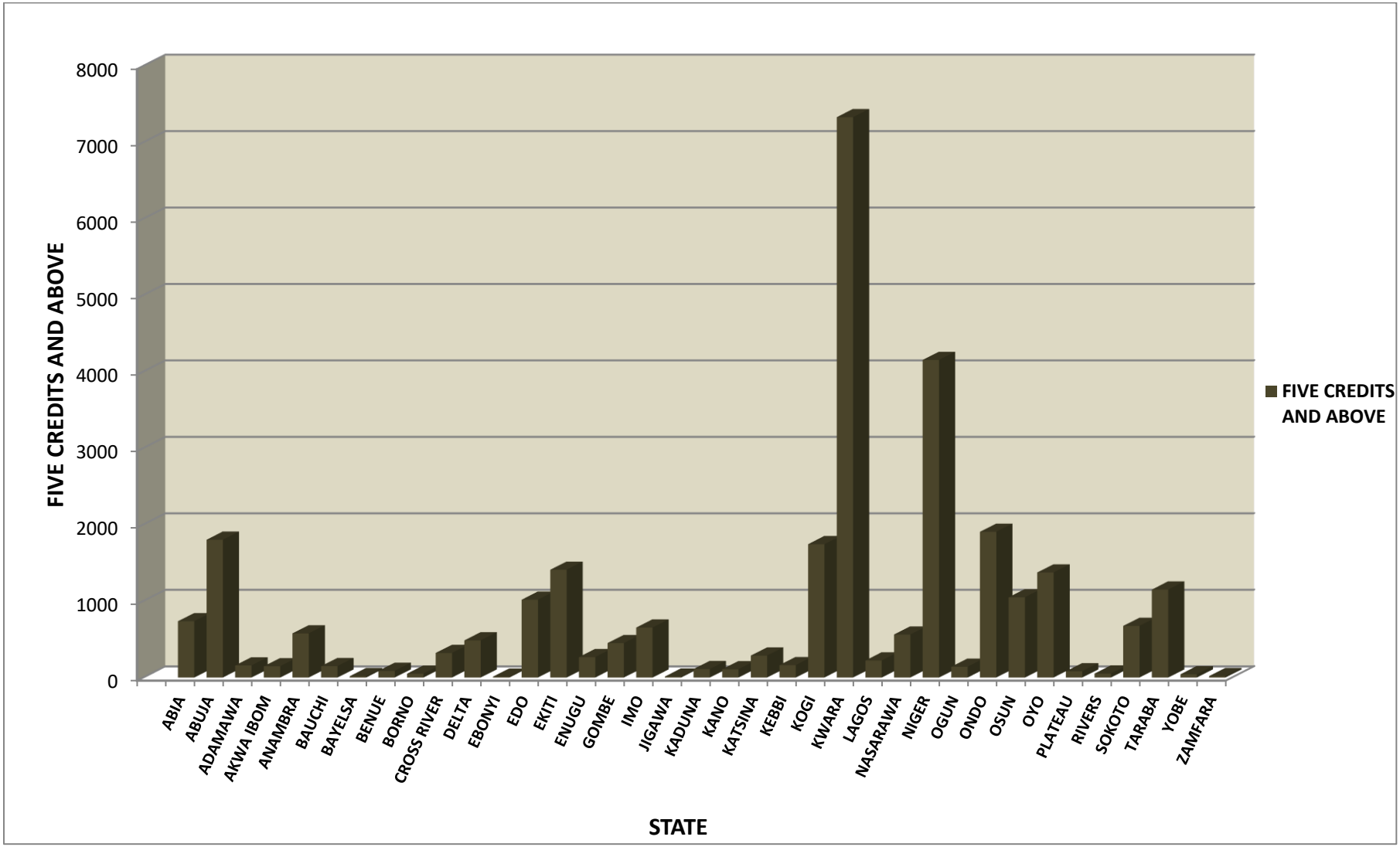

STATISTICS OF CANDIDATES WITH 5 CREDITS AND ABOVE WITH OR WITHOUT ENGLISH LANGUAGE AND MATHEMATICS IN 2012 NOVEMBER/DECEMBER NBC/NTC AND ANBC/ANTC EXAMINATIONS

STATE	GENDER		TOTAL ENROLMENT	FIVE CREDITS AND ABOVE
	FEMALE	MALE		
ABIA	1663	1166	2829	1077
ABUJA	2722	3091	5813	2470
ADAMAWA	2603	5661	8264	560
AKWA	236	700	936	210
ANAMBRA	1047	802	1849	630
BAUCHI	597	3227	3824	218
BAYELSA	74	196	270	41
BENUE	186	555	741	132
BORNO	712	1454	2166	139
CROSS	547	1010	1557	444
DELTA	1323	1883	3206	732
EBONYI	220	259	479	16
EDO	1742	2648	4390	1326
EKITI	2228	2432	4660	2130
ENUGU	914	1154	2068	345
GOMBE	1634	4782	6416	1441
IMO	1899	1730	3629	1060
JIGAWA	34	306	340	21
KADUNA	896	2628	3524	339
KANO	196	1561	1757	288
KATSINA	805	4579	5384	564
KEBBI	318	1404	1722	318
KOGI	3459	5630	9089	2559
KWARA	9038	12173	21211	10292
LAGOS	354	969	1323	377
NASARAWA	1398	2539	3937	712
NIGER	5308	11976	17284	10027
OGUN	287	607	894	254
ONDO	2713	3308	6021	2712
OSUN	1978	2741	4719	1380
OYO	1971	2902	4873	2401
PLATEAU	361	742	1103	171
RIVERS	147	475	622	155
SOKOTO	500	2859	3359	937
TARABA	1871	4376	6247	1734
YOBE	297	1534	1831	251
ZAMFARA	91	602	693	45
TOTAL	**52369**	**96660**	**149030**	**48508**

GRAPHICAL REPRESENTATION OF CANDIDATES WITH 5 CREDITS AND ABOVE WITH OR WITHOUT ENGLISH LANGUAGE AND MATHEMATICS IN 2012 NOVEMBER/DECEMBER NBC/NTC AND ANBC/ANTC EXAMINATIONS

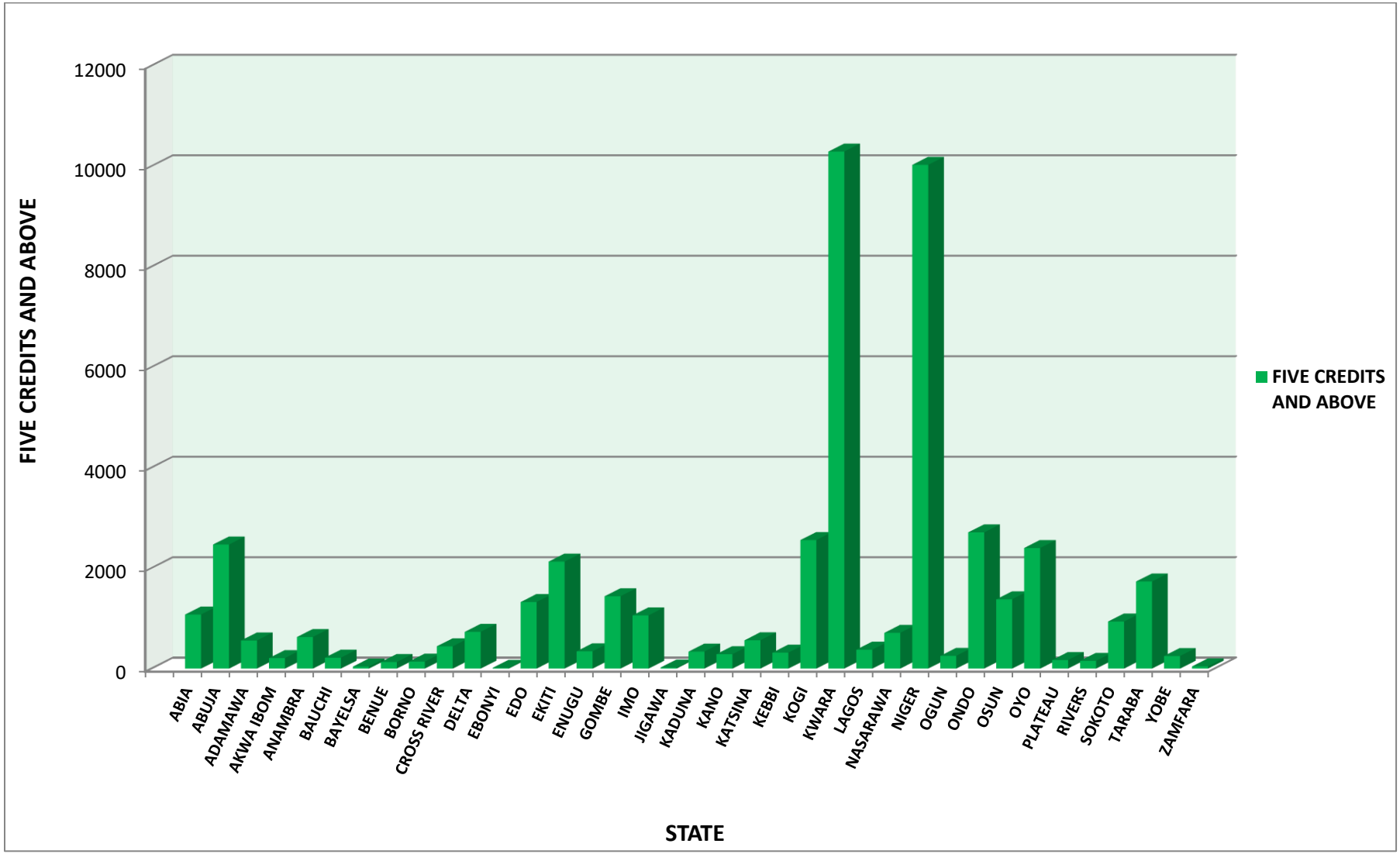

TRADE BY GENDER ENROLMENT STATISTICS FOR 2013 MAY/JUNE NBC/NTC EXAMINATIONS

TRADE CODE	TRADE NAME	GENDER			TOTAL ENROLMENT
		UNINDICATED	FEMALE	MALE	
01O	AGRIC EQUIP. AND IMPLEMENT MECH. WORK	9	58	236	303
02O	MOTOR VEHICLE MECHANICS	87	40	2924	3051
03O	AUTO-ELECTRICAL WORK	1	0	25	26
04O	ELECT. INST. & MAINT. PRACTICE	181	356	7226	7763
05O	FABRICATION & WELDING	38	43	1871	1952
06O	MECHANICAL ENGR. CRAFT PRACTICE	25	49	1491	1565
07O	RADIO, TV & ELECTRONICS WORK	16	114	878	1008
08O	REFRIGERATION & A/C PRACTICE	4	10	237	251
09O	VEHICLE BODY BUILDING	0	0	16	16
10O	LIGHT VEHICLE BODY REPAIR WORK	2	0	0	2
11O	INSTRUMENT MECHANICS WORK	0	0	23	23
13O	FOUNDRY CRAFT	0	0	9	9
15O	MARINE ENGINEERING CRAFT PRACTICE	0	0	10	10
17O	COMPUTER CRAFT STUDY	36	506	778	1320
18O	ANIMAL HUSBANDRY	5	40	80	125
20O	FISHERIES	6	22	29	57
21O	BRICK-LAYING,BLOCK-LAYING & C.	108	216	3897	4221
22O	CARPENTRY AND JOINERY	72	53	1676	1801
23O	FURNITURE MAKING	15	2	661	678
24O	MACHINE WOOD WORKING	0	0	1	1
25O	PAINTING & DECORATING	12	51	223	286
26O	PLUMBING & PIPE FITTING	8	6	339	353
27O	DRAUGHTMANSHIP	7	5	76	88
32O	MEN'S GARMENT MAKING	1	1	23	25
33O	LADIES GARMENT MAKING	5	183	23	211
34O	CATERING CRAFT PRACTICE	19	992	132	1143
35O	LEATHER TRADES	0	1	12	13
36O	PRINTING CRAFT	3	10	86	99
37O	TEXTILE TRADES	0	5	2	7
38O	GRAPHICS ARTS	10	7	88	105
39O	CERAMICS	4	12	29	45
40O	PHOTOGRAPHIC PRACTICE	0	0	1	1
41O	SECRETARIAL STUDIES	125	372	332	829
42O	BOOK KEEPING	3134	28962	46801	78897
43O	SALESMANSHIP	13	109	148	270
44O	TOURISM	0	9	10	19
TOTAL		**3946**	**32234**	**70393**	**106573**

GRAPHICAL REPRESENTATION OF TRADE BY GENDER ENROLMENT STATISTICS FOR 2013 MAY/JUNE NBC/NTC EXAMINATIONS

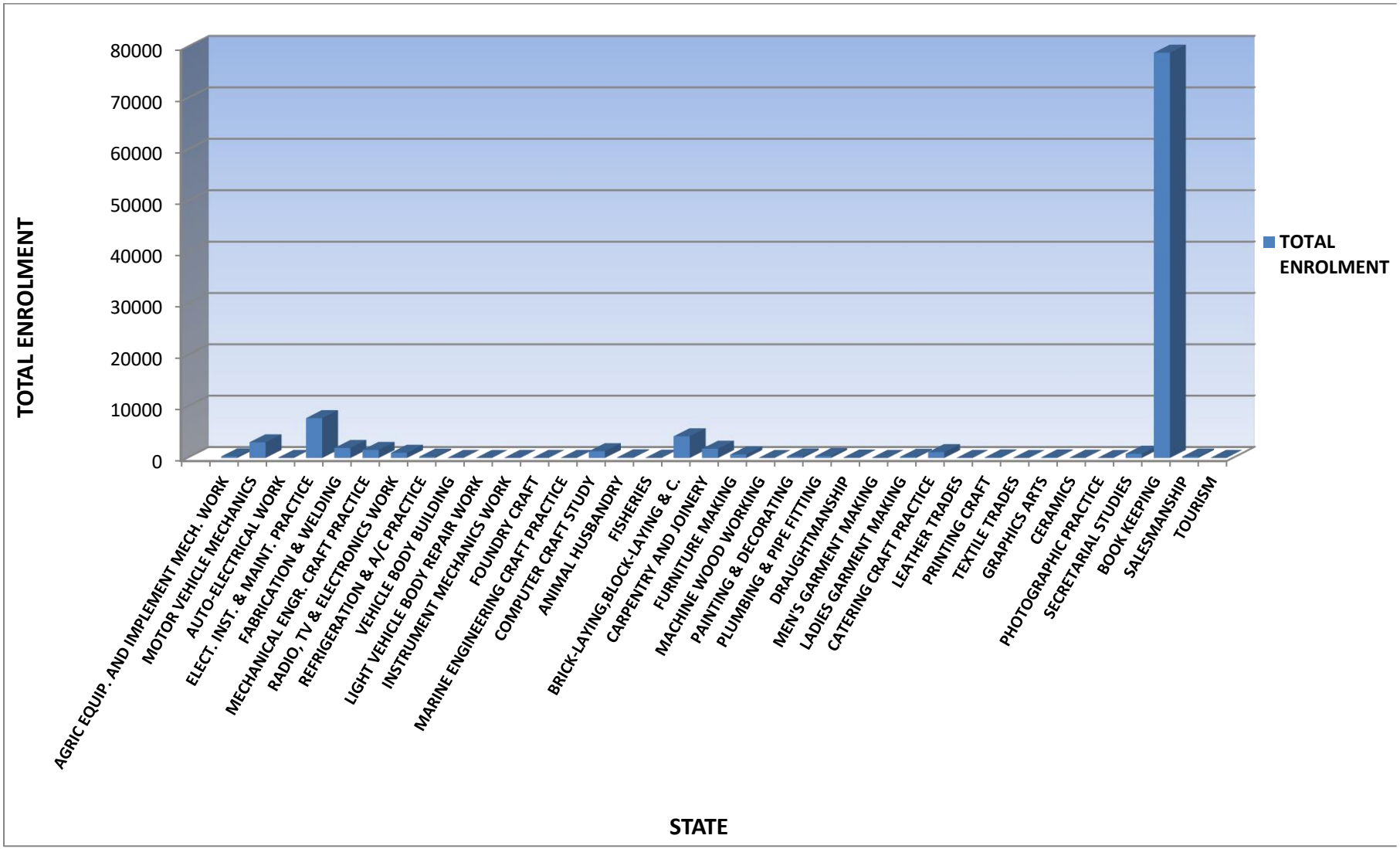

STATE BY GENDER ENROLMENT STATISTICS FOR 2013 MAY/JUNE NBC/NTC EXAMINATIONS

STATE CODE	STATE	GENDER			TOTAL ENROLMENT
		UNINDICATED	FEMALE	MALE	
01	ABIA	18	500	431	949
02	ABUJA	115	1456	1835	3406
03	ADAMAWA	273	2620	6200	9093
04	AKWA IBOM	58	331	1742	2131
05	ANAMBRA	67	650	826	1543
06	BAUCHI	122	401	2305	2828
07	BAYELSA	0	14	19	33
08	BENUE	53	330	1181	1564
09	BORNO	29	326	782	1137
10	CROSS RIVER	24	522	832	1378
11	DELTA	13	300	556	869
12	EBONYI	49	96	224	369
13	EDO	44	780	1190	2014
14	EKITI	177	1329	1603	3109
15	ENUGU	120	307	813	1240
16	GOMBE	148	1061	3211	4420
17	IMO	40	1037	1483	2560
18	JIGAWA	3	13	381	397
19	KADUNA	136	924	2747	3807
20	KANO	57	168	1023	1248
21	KATSINA	31	188	935	1154
22	KEBBI	38	177	1495	1710
23	KOGI	281	1908	3159	5348
24	KWARA	503	5170	7472	13145
25	LAGOS	57	534	1650	2241
26	NASARAWA	215	1291	2461	3967
27	NIGER	1202	3239	8130	12571
28	OGUN	18	292	839	1149
29	ONDO	162	1618	2331	4111
30	OSUN	136	1583	2656	4375
31	OYO	61	943	1874	2878
32	PLATEAU	43	284	882	1209
33	RIVERS	9	113	531	653
34	SOKOTO	58	377	2358	2793
35	TARABA	78	804	1679	2561
36	YOBE	27	434	1497	1958
37	ZAMFARA	14	35	606	655
	TOTAL	**4479**	**32155**	**69929**	**106573**

GRAPHICAL REPRESENTATION OF STATE BY GENDER ENROLMENT STATISTICS FOR 2013 MAY/JUNE NBC/NTC EXAMINATIONS

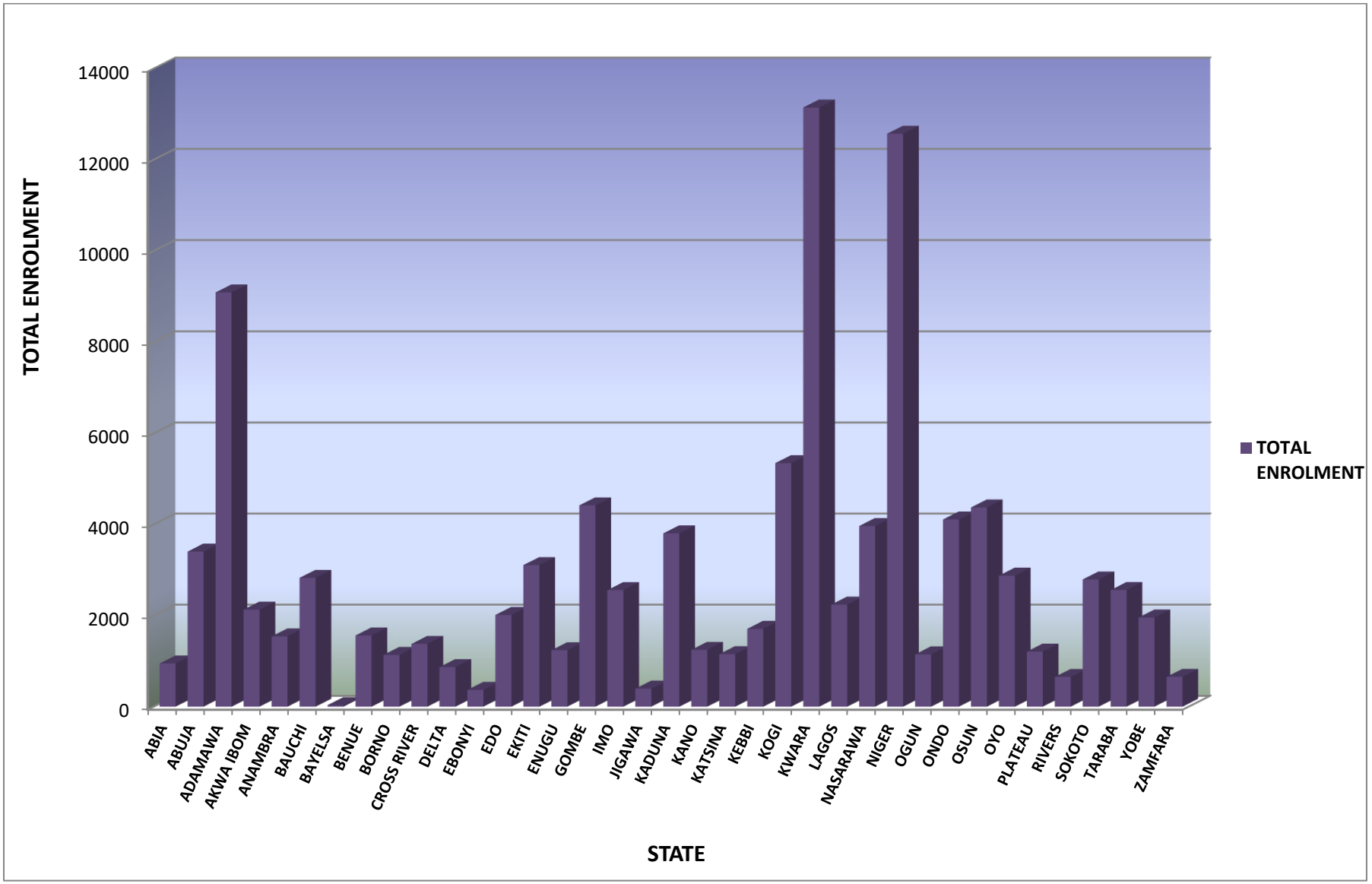

STATISTICS OF CANDIDATES WITH 5 CREDITS AND ABOVE INCLUDING ENGLISH LANGUAGE AND MATHEMATICS IN 2013 MAY/JUNE NBC/NTC EXAMINATIONS

STATE	GENDER ENROLMENT			TOTAL ENROLMENT	FIVE CREDITS AND ABOVE
	UNINDICATED	FEMALE	MALE		
ABIA	18	500	431	949	213
ABUJA	115	1456	1835	3406	1099
ADAMAWA	273	2620	6200	9093	650
AKWA	58	331	1742	2131	239
ANAMBRA	67	650	826	1543	794
BAUCHI	122	401	2305	2828	177
BAYELSA	0	14	19	33	2
BENUE	53	330	1181	1564	326
BORNO	29	326	782	1137	47
CROSS	24	522	832	1378	168
DELTA	13	300	556	869	277
EBONYI	49	96	224	369	105
EDO	44	780	1190	2014	520
EKITI	177	1329	1603	3109	1037
ENUGU	120	307	813	1240	367
GOMBE	148	1061	3211	4420	877
IMO	40	1037	1483	2560	855
JIGAWA	3	13	381	397	178
KADUNA	136	924	2747	3807	456
KANO	57	168	1023	1248	316
KATSINA	31	188	935	1154	381
KEBBI	38	177	1495	1710	229
KOGI	281	1908	3159	5348	2082
KWARA	503	5170	7472	13145	4574
LAGOS	57	534	1650	2241	264
NASARAWA	215	1291	2461	3967	913
NIGER	669	3318	8584	12571	3839
OGUN	18	292	839	1149	148
ONDO	162	1618	2331	4111	1665
OSUN	136	1583	2656	4375	2083
OYO	61	943	1874	2878	1186
PLATEAU	43	284	882	1209	251
RIVERS	9	113	531	653	106
SOKOTO	58	377	2358	2793	606
TARABA	78	804	1679	2561	960
YOBE	27	434	1497	1958	119
ZAMFARA	14	35	606	655	7
TOTAL	**3946**	**32234**	**70393**	**106573**	**28116**

GRAPHICAL REPRESENTATION OF CANDIDATES WITH 5 CREDITS AND ABOVE INCLUDING ENGLISH LANGUAGE AND MATHEMATICS IN 2013 MAY/JUNE NBC/NTC EXAMINATIONS

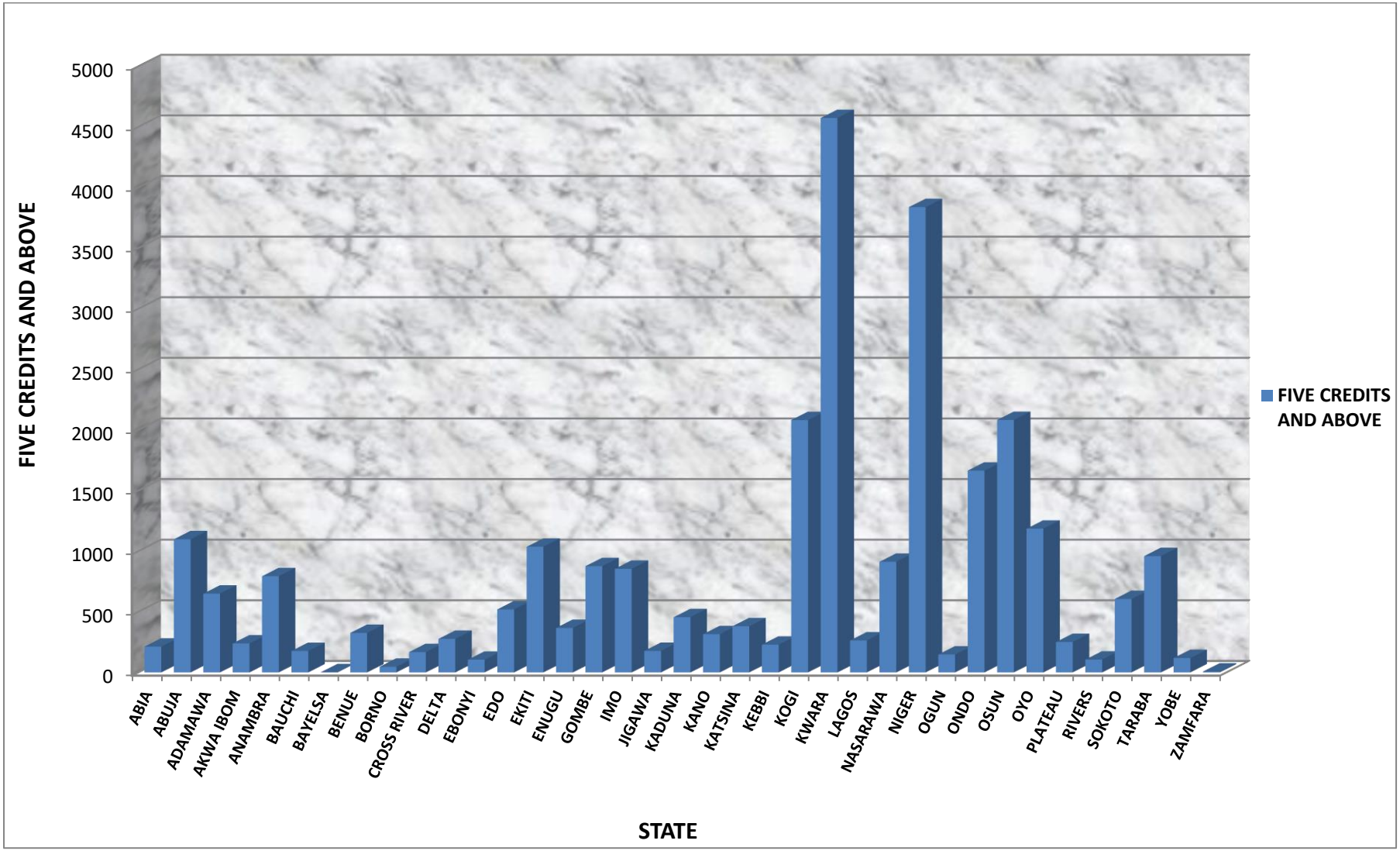

STATISTICS OF CANDIDATES WITH 5 CREDITS AND ABOVE WITH OR WITHOUT ENGLISH LANGUAGE AND MATHEMATICS IN 2013 MAY/JUNE NBC/NTC EXAMINATIONS

STATE	GENDER			TOTAL ENROLMENT	FIVE CREDITS AND ABOVE
	UNINDICATED	FEMALE	MALE		
ABIA	18	500	431	949	403
ABUJA	115	1456	1835	3406	1824
ADAMAWA	273	2620	6200	9093	2183
AKWA	58	331	1742	2131	1016
ANAMBRA	67	650	826	1543	1144
BAUCHI	122	401	2305	2828	508
BAYELSA	0	14	19	33	5
BENUE	53	330	1181	1564	785
BORNO	29	326	782	1137	142
CROSS	24	522	832	1378	392
DELTA	13	300	556	869	375
EBONYI	49	96	224	369	197
EDO	44	780	1190	2014	958
EKITI	177	1329	1603	3109	2132
ENUGU	120	307	813	1240	610
GOMBE	148	1061	3211	4420	2291
IMO	40	1037	1483	2560	1559
JIGAWA	3	13	381	397	322
KADUNA	136	924	2747	3807	1176
KANO	57	168	1023	1248	615
KATSINA	31	188	935	1154	787
KEBBI	38	177	1495	1710	682
KOGI	281	1908	3159	5348	3504
KWARA	503	5170	7472	13145	9006
LAGOS	57	534	1650	2241	900
NASARAWA	215	1291	2461	3967	2029
NIGER	669	3318	8584	12571	8297
OGUN	18	292	839	1149	308
ONDO	162	1618	2331	4111	2506
OSUN	136	1583	2656	4375	3222
OYO	61	943	1874	2878	1860
PLATEAU	43	284	882	1209	441
RIVERS	9	113	531	653	284
SOKOTO	58	377	2358	2793	1117
TARABA	78	804	1679	2561	1170
YOBE	27	434	1497	1958	507
ZAMFARA	14	35	606	655	143
TOTAL	**3946**	**32234**	**70393**	**106573**	**55400**

GRAPHICAL REPRESENTATION OF CANDIDATES WITH 5 CREDITS AND ABOVE WITH OR WITHOUT ENGLISH LANGUAGE AND MATHEMATICS IN 2013 MAY/JUNE NBC/NTC EXAMINATIONS

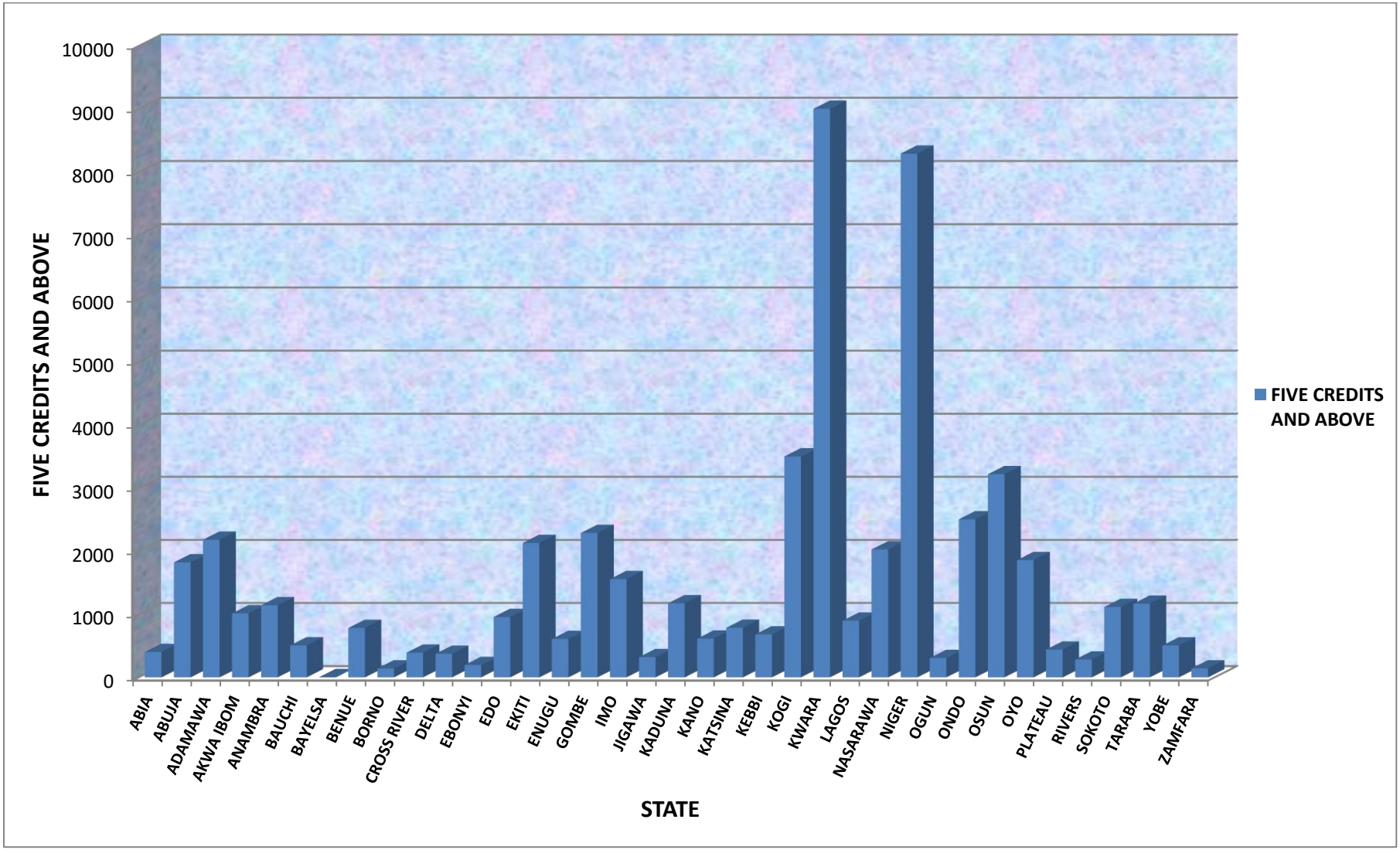

TRADE BY GENDER ENROLMENT STATISTICS FOR 2013 NOVEMBER/DECEMBER NBC/NTC AND ANBC/ANTC EXAMINATIONS

TRADE CODE	TRADE NAME	GENDER			TOTAL ENROLMENT
		UNINDICATED	FEMALE	MALE	
01A	AGRIC. EQUIP. & IMPLEM. MECH. WORKS (ADV.)	1	3	23	27
01O	AGRIC. EQUIPMENT & IMPLE. MECH. WORKS	6	8	65	79
02A	MOTOR VEHICLE MECHANICS WORKS (ADVANCED)	4	2	255	261
02O	MOTOR VEHICLE MECHANICS WORKS	16	7	520	543
03O	AUTOMOBILE ELECTRICAL WORKS	0	0	13	13
04A	ELECTRICAL INSTALL. & IMPLEM MAINTENACE	25	44	951	1020
04O	ELECTRICAL INTSTALL. & MAINTENANCE WORKS	88	90	1991	2169
05A	FABRICATION AND WELDING (ADVANCED)	0	5	84	89
05O	FABRICATION AND WELDING	13	4	268	285
06A	MECHANICAL ENGINEERING CRAFT PRACTICES	7	16	340	363
06O	MECHANICAL ENGENEERING CRAFT PRACTICE	44	40	823	907
07A	ELECTRONICS WORKS (ADVANCED)	1	5	26	32
07O	ELECTRONICS WORKS	8	13	138	159
08A	REFRIGERATION AND AIRCONDITIONING WORKS	2	2	29	33
08O	REFRIGERATION AND AIRCONDITIONING WORKS	4	0	34	38
09A	VEHICLE BODY BUILDING (ADVANCED)	0	0	3	3
09O	VEHICLE BODY BUILDING	1	0	3	4
10O	LIGHT VEHICLE BODY REPAIR WORK	0	4	12	16
11O	INSTRUMENT MECHANICS WORKS	0	0	1	1
13A	FOUNDRY CRAFT PRACTICE (ADVANCED)	0	0	2	2
13O	FOUNDRY CRAFT PRACTICE	0	0	3	3
15A	MARINE ENGINEERING CRAFT (ADVANCED)	0	1	5	6
15O	MARINE ENGINEERING CRAFT	0	0	5	5
17A	COMPUTER CRAFT STUDIES (ADVANCED)	3	54	113	170
17O	COMPUTER CRAFT STUDIES	7	39	168	214
18A	ANIMAL HUSBANDRY (ADVANCED)	1	64	41	106
18O	ANIMAL HUSBANDRY	3	45	98	146
20A	FISHERIES (ADVANCED)	0	0	6	6
20O	PHOTOGRAPHIC PRACTICE	0	4	9	13

21A	BRICK/BLOCKING AND CONCRETING (ADVANCED)	8	19	259	286
21O	BLOCKLAYING/BRICKLAYING AND CONCRETING	19	31	924	974
22A	CARPENTRY AND JOINERY (ADVANCED)	1	4	66	71
22O	CARPENTRY AND JOINERY	7	5	214	226
23A	FURNITURE MAKING (ADVANCED)	0	0	16	16
23O	FURNITURE MAKING	1	3	86	90
24A	MACHINE WOOD WORKING (ADVANCED)	0	0	1	1
24O	MACHINE WOOD WORKING	0	0	6	6
25A	PAINTING AND DECORATING (ADVANCED)	2	8	24	34
25O	PAINTING AND DECORATING	0	10	44	54
26A	PLUMBING AND PIPE-FITTING (ADVANCED)	1	1	98	100
26O	PLUMBING AND PIPE-FITTING	8	3	73	84
27A	DRAUGHTMANSHIP CRAFT PRACTICE (ADV)	0	8	23	31
27O	DRAUGHTMANSHIP CRAFT PRACTICE	1	0	19	20
32A	MEN'S GARMENT MAKING (ADVANCED)	1	0	3	4
32O	MEN'S GARMENT MAKING	0	0	3	3
33A	LADIES GARMENT MAKING (ADVANCED)	0	22	3	25
33O	LADIES GARMENT MAKING	0	6	0	6
34A	CATERING CRAFT PRACTICE (ADVANCED)	2	119	13	134
34O	CATERING CRAFT PRACTICE	10	157	29	196
35A	LEATHER GOODS MANUFACTURE (ADVANCED)	0	1	5	6
35O	LEATHER TRADES	1	0	2	3
36A	PRINTING CRAFT PRACTICE (ADVANCED)	1	11	25	37
36O	PRINTING CRAFT PRACTICE	0	3	7	10
37A	TEXTILE TRADES (ADVANCED)	0	0	1	1
37O	TEXTILE TRADES	2	3	0	5
38A	GRAPHICS ARTS (ADVANCED)	0	0	5	5
38O	GRAPHIC ARTS	3	5	14	22
39A	CERAMICS (ADVANCED)	0	1	0	1
39O	CERAMICS	0	0	2	2
40A	PHOTOGRAPHIC PRACTICE (ADVANCED)	1	2	4	7
40O	PHOTOGRAPHIC PRACTICE	0	0	1	1
41A	SECRETARIAL DUTIES (ADVANCED)	36	374	70	480
41O	SECRETARIAL DUTIES	10	125	129	264
42A	FINANCIAL MANAGEMENT	89	2618	2762	5469
42O	BOOK-KEEPING	2397	28431	48269	79097
43A	SALESMANSHIP (ADVANCED)	3	38	55	96
43O	SALESMANSHIP	10	168	299	477

44A	TOURISM (ADVANCED)	0	5	10	15
44O	TOURISM	8	3	25	36
TOTAL		**2856**	**32634**	**59618**	**95108**

GRAPHICAL REPRESENTATION OF TRADE BY GENDER ENROLMENT STATISTICS FOR 2013 NOVEMBER/DECEMBER NBC/NTC AND ANBC/ANTC EXAMINATIONS

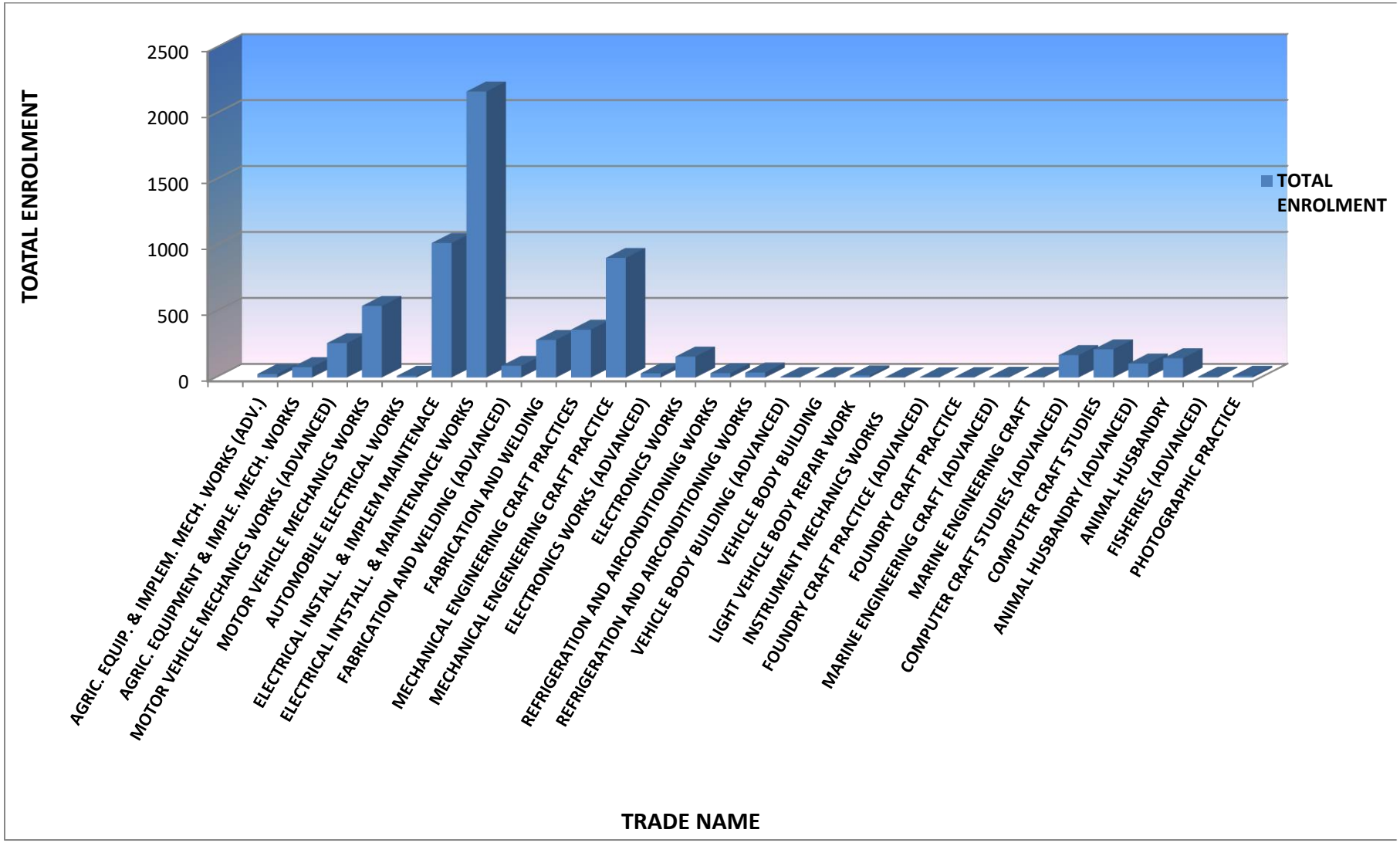

GRAPHICAL REPRESENTATION OF TRADE BY GENDER ENROLMENT STATISTICS FOR 2013 NOVEMBER/DECEMBER NBC/NTC AND ANBC/ANTC EXAMINATIONS (CONTINUED)

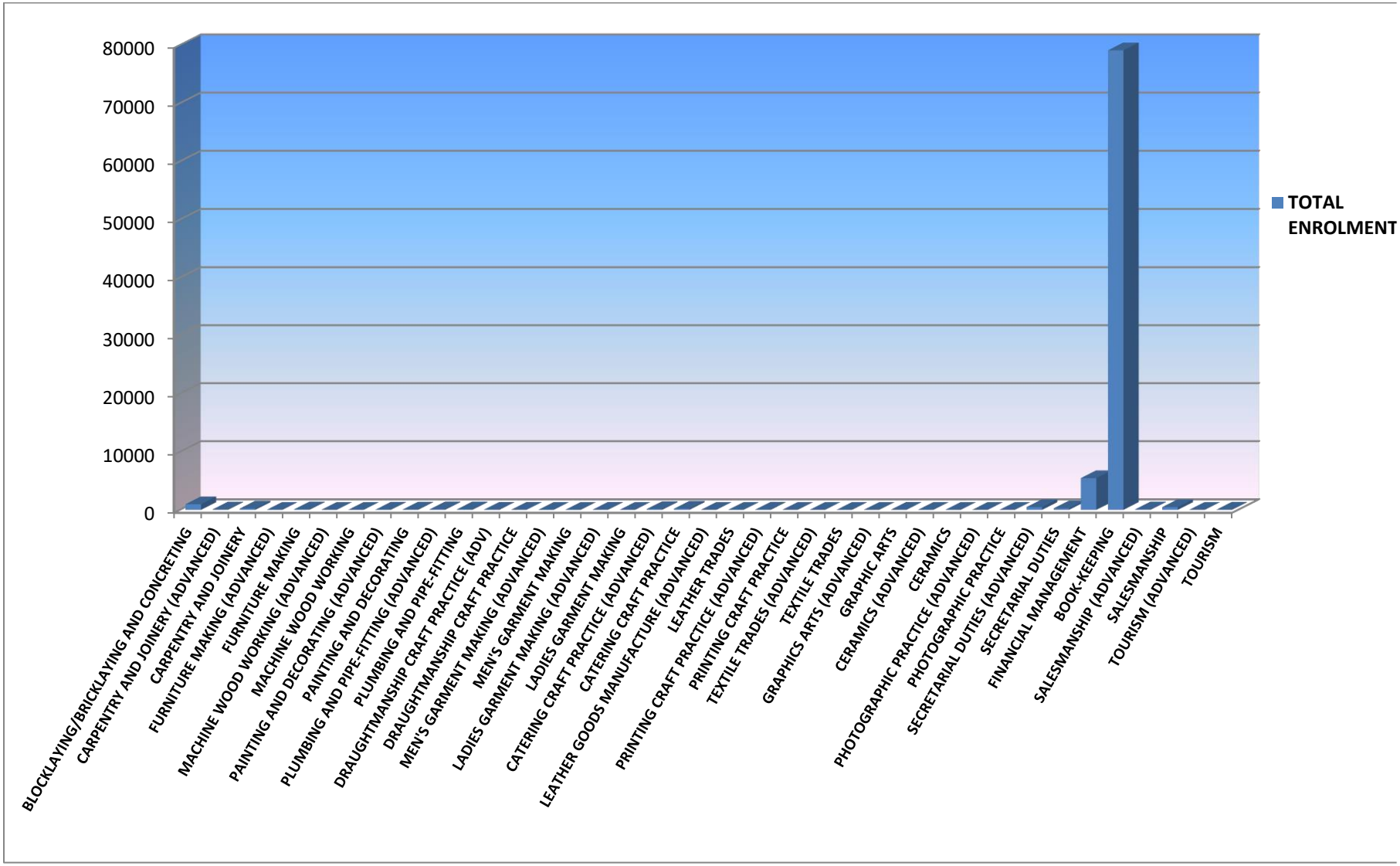

STATE BY GENDER ENROLMENT STATISTICS FOR 2013 NOVEMBER/DECEMBER NBC/NTC AND ANBC/ANTC EXAMINATIONS

STATE CODE	STATE	GENDER			TOTAL ENROLMENT
		UNINDICATED	FEMALE	MALE	
01	ABIA	21	817	544	1382
02	ABUJA	86	1914	2062	4062
03	ADAMAWA	163	1341	3082	4586
04	AKWA IBOM	15	175	499	689
05	ANAMBRA	19	673	528	1220
06	BAUCHI	113	418	2388	2919
07	BAYELSA	5	78	224	307
08	BENUE	66	219	594	879
09	BORNO	17	277	618	912
10	CROSS RIVER	17	315	537	869
11	DELTA	49	804	1266	2119
12	EBONYI	14	233	251	498
13	EDO	58	1140	1843	3041
14	EKITI	82	1360	1446	2888
15	ENUGU	21	750	709	1480
16	GOMBE	97	706	2541	3344
17	IMO	60	1439	1232	2731
18	JIGAWA	1	23	270	294
19	KADUNA	37	289	910	1236
20	KANO	19	104	926	1049
21	KATSINA	59	368	2019	2446
22	KEBBI	27	202	777	1006
23	KOGI	291	1963	3439	5693
24	KWARA	402	5431	7540	13373
25	LAGOS	30	279	881	1190
26	NASARAWA	74	983	2119	3176
27	NIGER	372	3251	6969	10592
28	OGUN	19	191	516	726
29	ONDO	165	2133	2610	4908
30	OSUN	102	1597	2242	3941
31	OYO	69	1533	2372	3974
32	PLATEAU	60	345	646	1051
33	RIVERS	7	136	330	473
34	SOKOTO	60	251	1599	1910
35	TARABA	78	587	1479	2144
36	YOBE	57	248	1354	1659
37	ZAMFARA	2	61	256	319
	TOTAL	**2856**	**32634**	**59618**	**95086**

GRAPHICAL REPRESENTATION OF STATE BY GENDER ENROLMENT STATISTICS FOR 2013 NOVEMBER/DECEMBER NBC/NTC AND ANBC/ANTC EXAMINATIONS

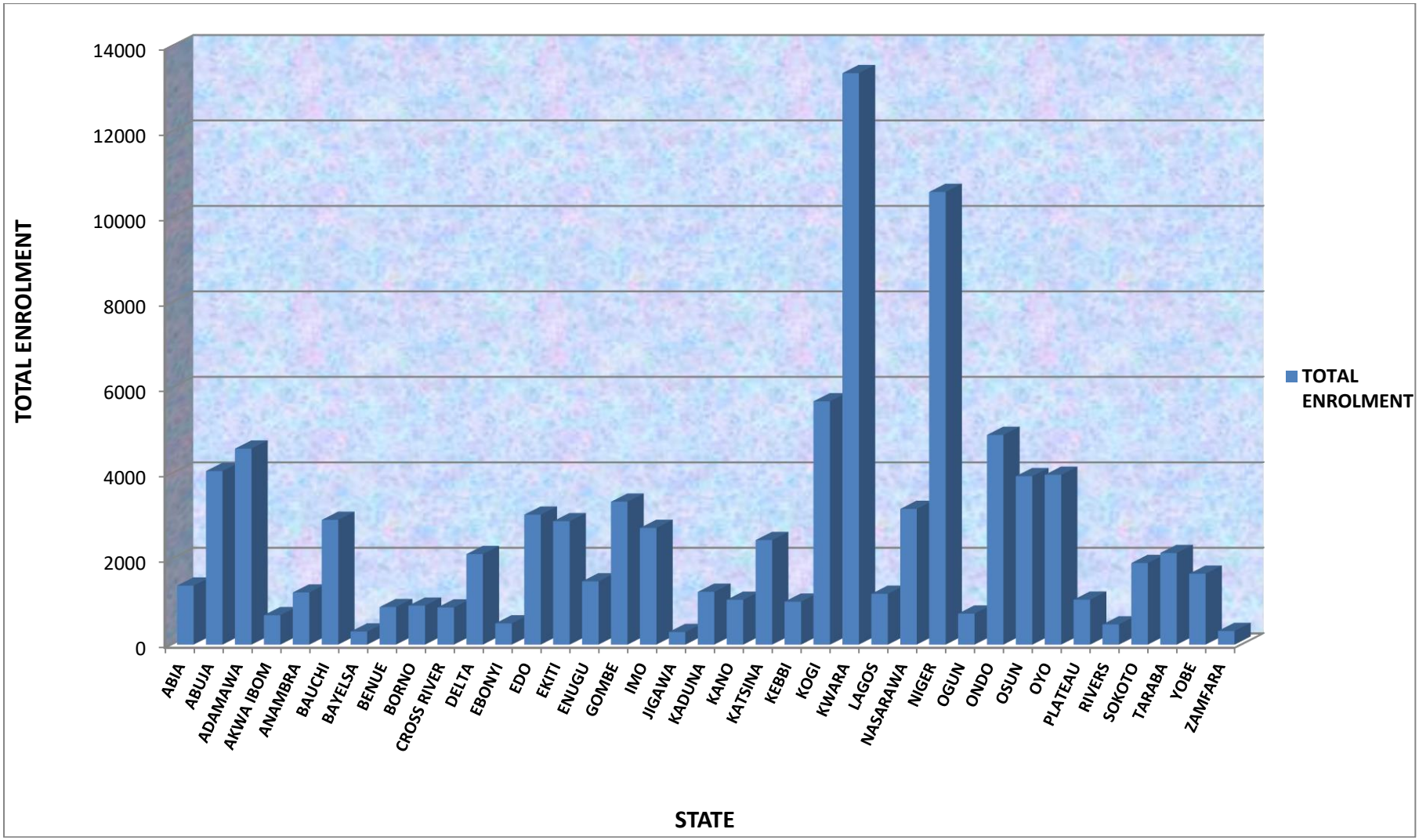

STATISTICS OF CANDIDATES' WITH FIVE CREDITS AND ABOVE INCLUDING ENGLISH LANGUAGE AND MATHEMATICS IN 2013 NOVEMBER/DECEMBER NBC/NTC ANBC/ANTC EXAMINATIONS

STATE	GENDER			FIVE CREDITS AND ABOVE	TOTAL ENROLMENT
	UNINDICATED	FEMALE	MALE		
ABIA	6	358	207	571	1382
ABUJA	28	861	793	1682	4062
ADAMAWA	42	365	716	1123	4586
AKWA - IBOM	7	39	95	141	689
ANAMBRA	6	247	184	437	1220
BAUCHI	10	68	307	385	2919
BAYELSA	0	6	18	24	307
BENUE	13	32	101	146	879
BORNO	1	31	45	77	912
CROSS RIVER	7	127	172	306	869
DELTA	14	187	282	483	2119
EBONYI	2	37	53	92	498
EDO	18	427	599	1044	3041
EKITI	29	522	465	1016	2888
ENUGU	3	181	172	356	1480
GOMBE	18	220	620	858	3344
IMO	8	447	322	777	2731
JIGAWA	1	4	49	54	294
KADUNA	12	71	173	256	1236
KANO	3	14	158	175	1049
KATSINA	34	196	898	1128	2446
KEBBI	13	106	357	476	1006
KOGI	142	1015	1573	2730	5693
KWARA	200	2816	4002	7018	13373
LAGOS	4	81	188	273	1190
NASARAWA	23	315	577	915	3176
NIGER	115	1065	2142	3322	10592
OGUN	3	41	121	165	726
ONDO	64	809	842	1715	4908
OSUN	50	733	982	1765	3941
OYO	25	530	829	1384	3974
PLATEAU	30	155	258	443	1051
RIVERS	1	30	49	80	473
SOKOTO	21	116	655	792	1910
TARABA	33	250	598	881	2144
YOBE	18	83	372	473	1659
ZAMFARA	0	24	84	108	319
TOTAL	**1004**	**12609**	**20058**	**33671**	**95086**

STATISTICS OF CANDIDATES' WITH FIVE CREDITS AND ABOVE INCLUDING ENGLISH LANGUAGE AND MATHEMATICS IN 2013 NOVEMBER/DECEMBER NBC/NTC ANBC/ANTC EXAMINATIONS

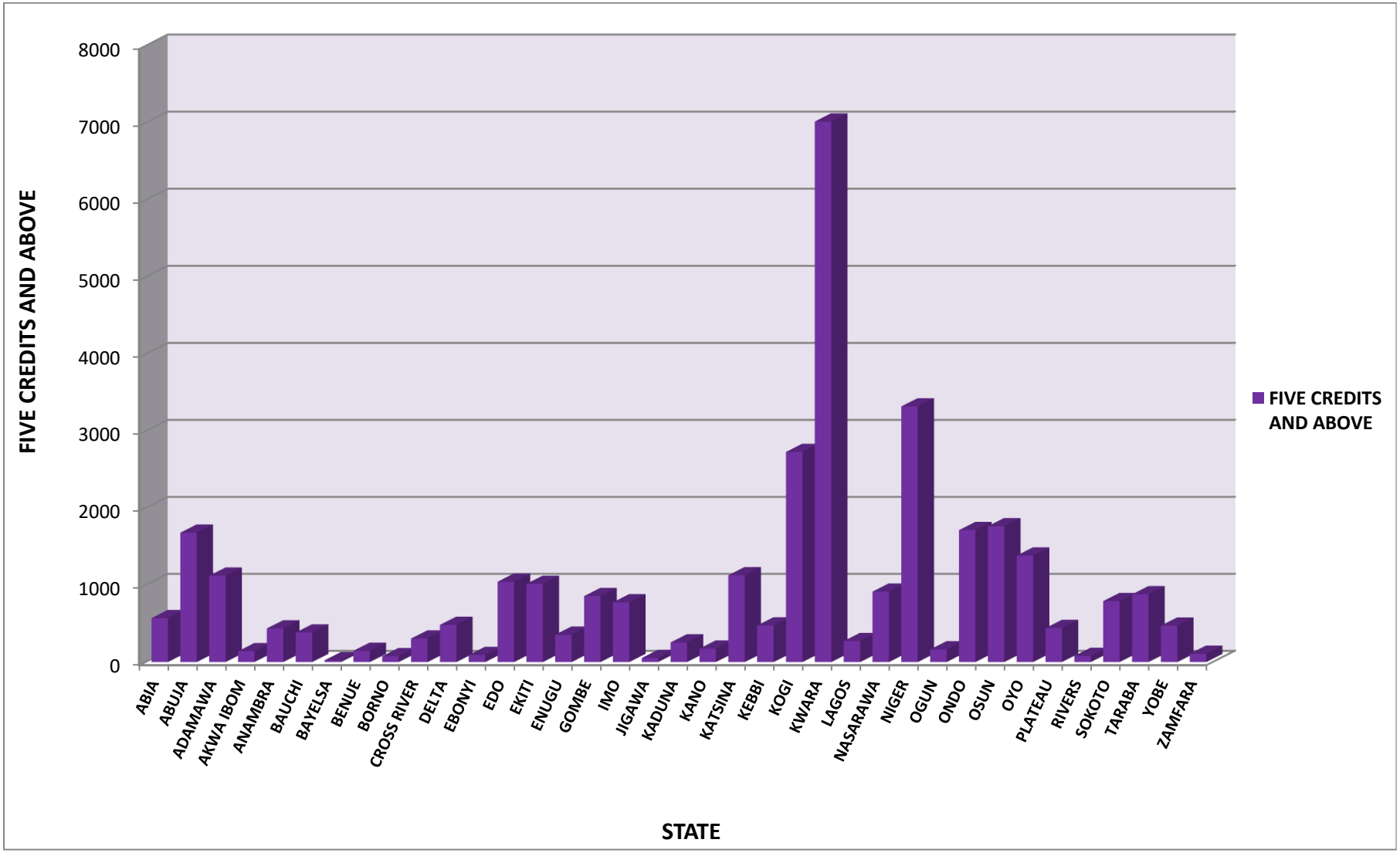

STATISTICS OF CANDIDATES WITH 5 CREDITS AND ABOVE WITH OR WITHOUT ENGLISH LANGUAGE AND MATHEMATICS IN 2013 NOVEMBER/DECEMBER NBC/NTC AND ANBC/ANTC EXAMINATIONS

STATE	GENDER			FIVE CREDITS AND ABOVE	TOTAL ENROLMENT
	UNINDICATED	FEMALE	MALE		
ABIA	8	488	282	778	1382
ABUJA	44	1294	1250	2588	4062
ADAMAWA	69	539	1125	1733	4586
AKWA - IBOM	9	69	184	262	689
ANAMBRA	9	334	235	578	1220
BAUCHI	30	123	540	693	2919
BAYELSA	0	14	42	56	307
BENUE	21	81	211	313	879
BORNO	3	49	72	124	912
CROSS RIVER	7	192	260	459	869
DELTA	16	269	389	674	2119
EBONYI	2	80	97	179	498
EDO	23	510	746	1279	3041
EKITI	38	747	666	1451	2888
ENUGU	3	268	291	562	1480
GOMBE	34	375	1131	1540	3344
IMO	19	717	549	1285	2731
JIGAWA	1	5	70	76	294
KADUNA	16	96	276	388	1236
KANO	4	26	282	312	1049
KATSINA	41	262	1257	1560	2446
KEBBI	17	138	474	629	1006
KOGI	185	1318	2047	3550	5693
KWARA	290	4038	5556	9884	13373
LAGOS	8	141	389	538	1190
NASARAWA	33	468	885	1386	3176
NIGER	267	2404	4874	7545	10592
OGUN	3	69	193	265	726
ONDO	120	1357	1526	3003	4908
OSUN	76	1153	1506	2735	3941
OYO	37	900	1342	2279	3974
PLATEAU	41	186	336	563	1051
RIVERS	2	40	100	142	473
SOKOTO	33	155	889	1077	1910
TARABA	42	329	776	1147	2144
YOBE	28	133	707	868	1659
ZAMFARA	1	37	116	154	319
TOTAL	**1580**	**19404**	**31671**	**52655**	**95086**

GRAPHICAL REPRESENTATION OF CANDIDATES WITH 5 CREDITS AND ABOVE WITH OR WITHOUT ENGLISH LANGUAGE AND MATHEMATICS IN 2013 NOVEMBER/DECEMBER NBC/NTC AND ANBC/ANTC EXAMINATIONS

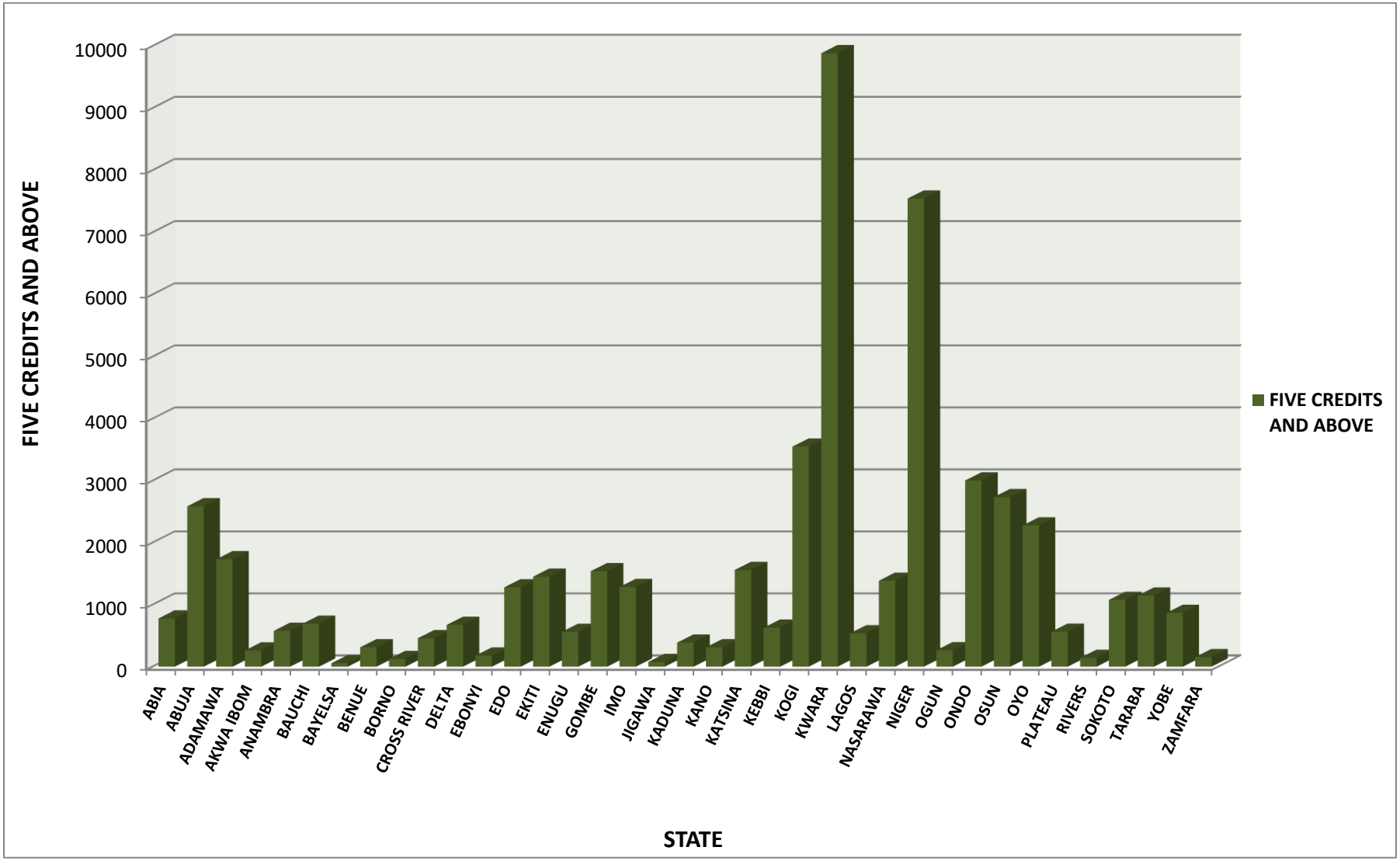

TRADE BY GENDER ENROLMENT STATISTICS FOR 2014 MAY/JUNE NBC/NTC EXAMINATIONS

TRADE CODE	TRADE NAME	GENDER			TOTAL
		UNINDICATED	FEMALE	MALE	
01O	AGRIC EQUIP. AND IMPLEMENT MECH. WORK	10	37	171	218
02O	MOTOR VEHICLE MECHANICS	54	43	2982	3079
03O	AUTO-ELECTRICAL WORK	1	3	36	40
04O	ELECT. INST. & MAINT. PRACTICE	119	401	7461	7981
05O	FABRICATION & WELDING	35	52	2159	2246
06O	MECHANICAL ENGR. CRAFT PRACTICE	28	78	1538	1644
07O	RADIO, TV & ELECTRONICS WORK	17	86	879	982
08O	REFRIGERATION & A/C PRACTICE	2	5	252	259
09O	VEHICLE BODY BUILDING	1	1	18	20
10O	LIGHT VEHICLE BODY REPAIR WORK	0	0	1	1
11O	INSTRUMENT MECHANICS WORK	0	5	30	35
12O	APPLIANCE MAINTENANCE AND REPAIRS	0	0	1	1
13O	FOUNDRY CRAFT	0	0	6	6
15O	MARINE ENGINEERING CRAFT PRACTICE	1	0	5	6
17O	COMPUTER CRAFT STUDIES	25	515	846	1386
18O	ANIMAL HUSBANDRY	7	186	322	515
20O	FISHERIES	1	33	28	62
21O	BRICKLAYING/ BLOCKLAYING & C.	66	211	4180	4457
22O	CARPENTRY AND JOINERY	21	63	1943	2027
23O	FURNITURE MAKING	19	3	694	716
24O	MACHINE WOOD WORKING	0	0	1	1
25O	PAINTING & DECORATING	3	50	264	317
26O	PLUMBING & PIPE FITTING	8	2	388	398
27O	DRAUGHTMANSHIP	1	4	64	69
31O	COSMETOLOGY	0	1	0	1
32O	MEN'S GARMENT MAKING	2	6	56	64
33O	LADIES GARMENT MAKING	1	232	29	262
34O	CATERING CRAFT PRACTICE	7	1012	102	1121
35O	LEATHER TRADES	3	2	10	15
36O	PRINTING CRAFT	0	7	59	66
37O	TEXTILE TRADES	0	9	16	25
38O	GRAPHICS ARTS	2	5	81	88
39O	CERAMICS	0	19	30	49
40O	PHOTOGRAPHIC PRACTICE	1	0	0	1
41O	SECRETARIAL STUDIES	9	179	103	291
42O	BOOK KEEPING	1405	19641	30098	51144
43O	SALESMANSHIP	30	279	359	668
44O	TOURISM	0	6	6	12
45O	GENERAL EDUCATION	38	302	587	927
TOTAL		**1917**	**23478**	**55805**	**81200**

GRAPHICAL REPRESENTATION OF TRADE BY GENDER ENROLMENT STATISTICS FOR 2014 MAY/JUNE NBC/NTC EXAMINATIONS

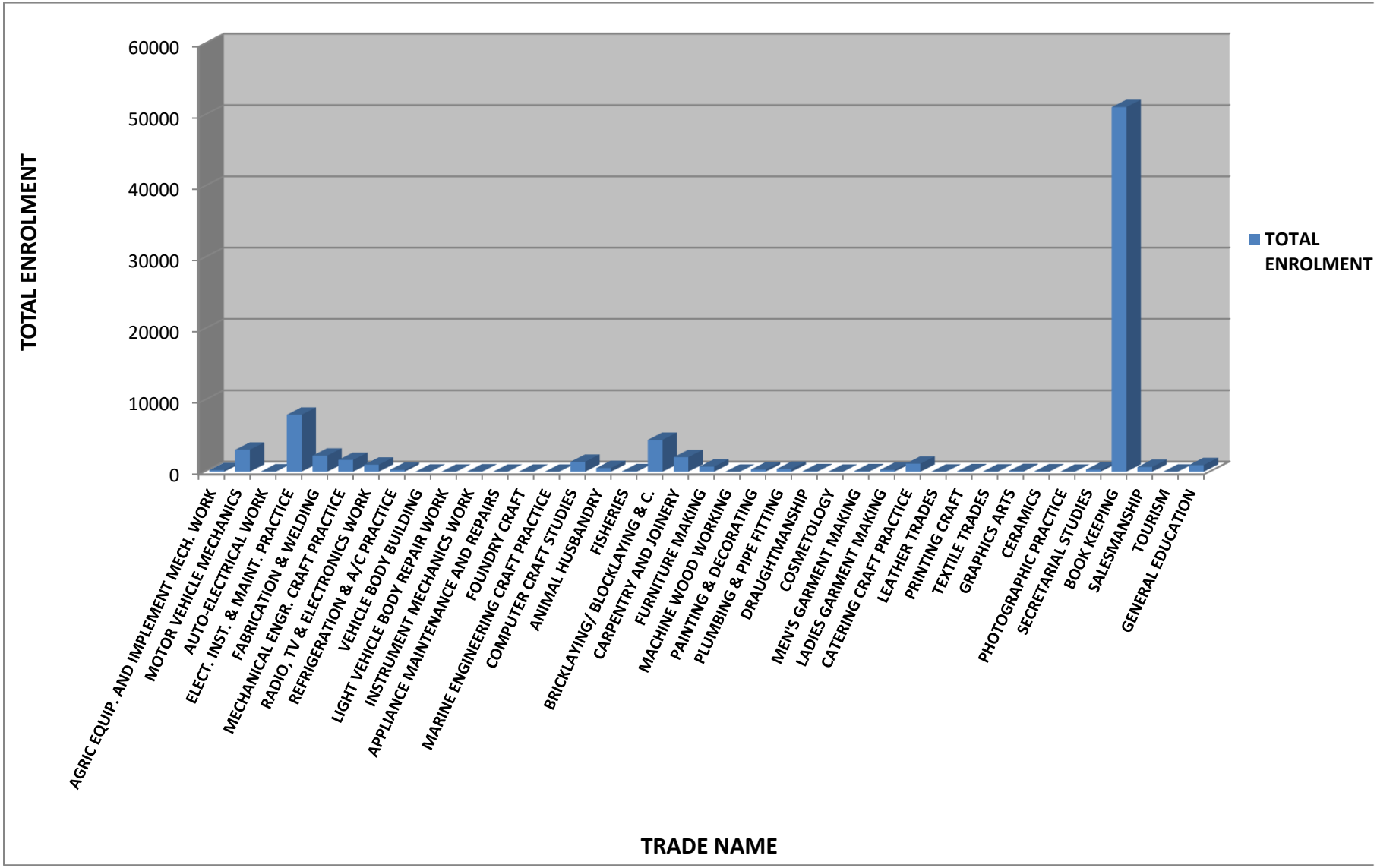

STATE BY GENDER ENROLMENT STATISTICS FOR 2014 MAY/JUNE NBC/NTC EXAMINATIONS

STATE CODE	STATE	GENDER			TOTAL ENROLMENT
		UNINDICATED	FEMALE	MALE	
01	ABIA	10	238	314	562
02	ABUJA	32	1018	1278	2328
03	ADAMAWA	96	1438	3482	5016
04	AKWA IBOM	21	333	1646	2000
05	ANAMBRA	18	639	784	1441
06	BAUCHI	33	353	2201	2587
07	BAYELSA	2	9	33	44
08	BENUE	98	422	1448	1968
09	BORNO	9	151	344	504
10	CROSS RIVER	39	504	778	1321
11	DELTA	6	191	426	623
12	EBONYI	4	153	218	375
13	EDO	26	410	738	1174
14	EKITI	28	742	1052	1822
15	ENUGU	13	511	1048	1572
16	GOMBE	58	768	2237	3063
17	IMO	6	720	1106	1832
18	JIGAWA	6	25	629	660
19	KADUNA	72	359	1808	2239
20	KANO	4	103	884	991
21	KATSINA	29	225	907	1161
22	KEBBI	11	95	1040	1146
23	KOGI	152	1132	1920	3204
24	KWARA	194	3829	5461	9484
25	LAGOS	66	409	1620	2095
26	NASARAWA	135	856	1867	2858
27	NIGER	659	2270	6292	9221
28	OGUN	31	360	983	1374
29	ONDO	84	1300	1908	3292
30	OSUN	83	1500	2621	4204
31	OYO	32	550	1307	1889
32	PLATEAU	62	520	1179	1761
33	RIVERS	16	100	582	698
34	SOKOTO	35	343	1766	2144
35	TARABA	39	536	1232	1807
36	YOBE	35	295	1756	2086
37	ZAMFARA	33	43	578	654
	TOTAL	**2277**	**23450**	**55473**	**81200**

GRAPHICAL REPRESENTATION OF STATE BY GENDER ENROLMENT STATISTICS FOR 2014 MAY/JUNE NBC/NTC EXAMINATIONS

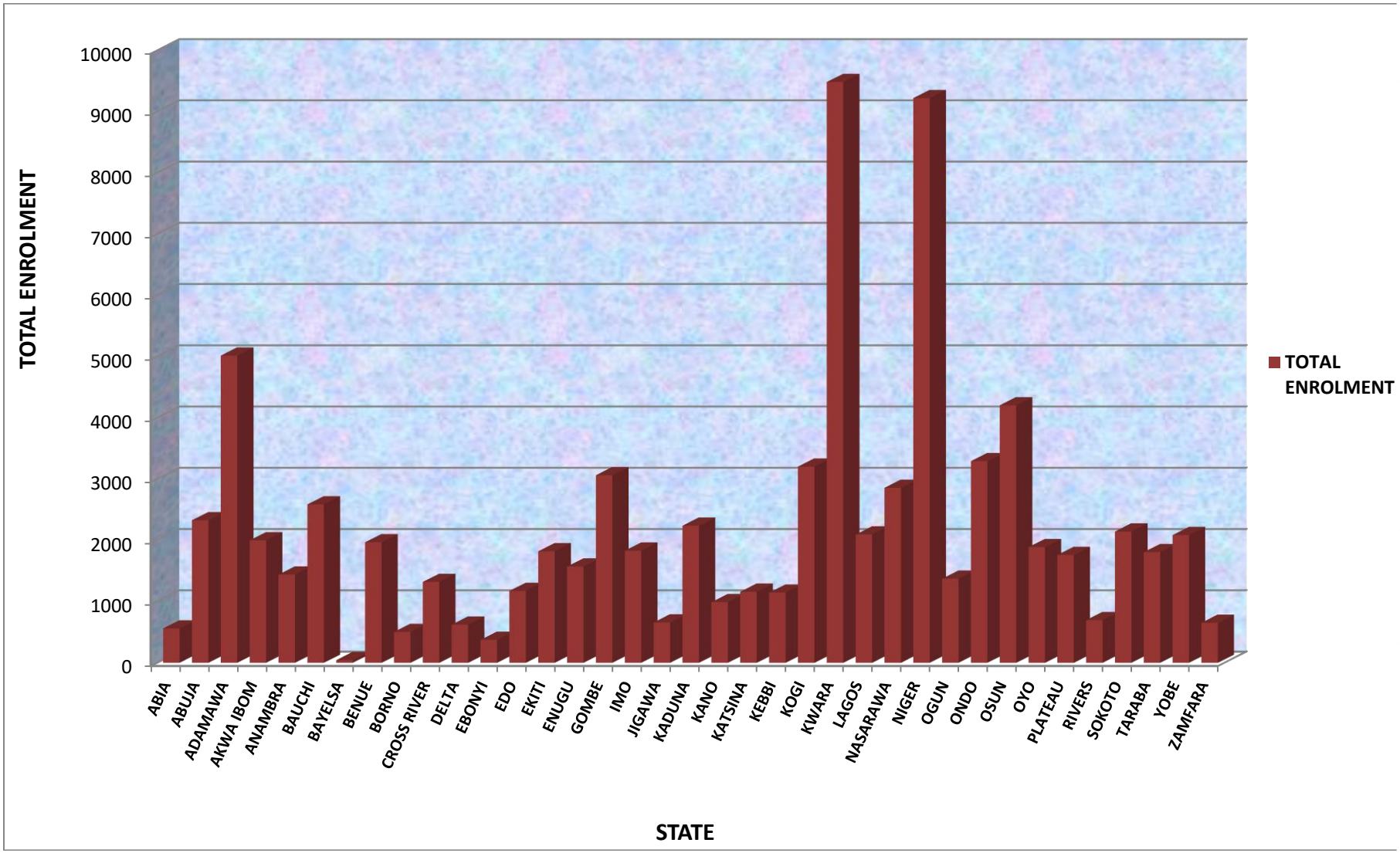

STATISTICS OF CANDIDATES WITH 5 CREDITS AND ABOVE INCLUDING ENGLISH LANGUAGE AND MATHEMATICS IN 2014 MAY/JUNE NBC/NTC EXAMINATIONS

STATE	GENDER			FIVE CREDITS AND ABOVE	TOTAL ENROLMENT
	UNINDICATED	FEMALE	MALE		
ABIA	0	94	81	175	562
ABUJA	11	502	498	1011	2328
ADAMAWA	23	473	974	1470	5016
AKWA IBOM	7	80	389	476	2000
ANAMBRA	5	331	363	699	1441
BAUCHI	0	6	53	59	2587
BAYELSA	0	0	3	3	44
BENUE	51	141	480	672	1968
BORNO	1	26	42	69	504
CROSS RIVER	1	37	51	89	1321
DELTA	2	69	81	152	623
EBONYI	2	65	66	133	375
EDO	6	126	190	322	1174
EKITI	14	455	513	982	1822
ENUGU	7	180	325	512	1572
GOMBE	13	189	402	604	3063
IMO	1	333	311	645	1832
JIGAWA	0	6	73	79	660
KADUNA	7	59	231	297	2239
KANO	0	13	62	75	991
KATSINA	19	182	427	628	1161
KEBBI	2	37	276	315	1146
KOGI	68	620	977	1665	3204
KWARA	100	2271	3168	5539	9484
LAGOS	10	62	239	311	2095
NASARAWA	40	353	733	1126	2858
NIGER	150	1021	2434	3605	9221
OGUN	8	45	109	162	1374
ONDO	46	786	992	1824	3292
OSUN	37	881	1364	2282	4204
OYO	12	245	414	671	1889
PLATEAU	7	131	250	388	1761
RIVERS	8	10	98	116	698
SOKOTO	18	123	840	981	2144
TARABA	7	201	452	660	1807
YOBE	4	41	242	287	2086
ZAMFARA	3	3	39	45	654
TOTAL	**690**	**10197**	**18242**	**29129**	**81200**

GRAPHICAL REPRESENTATION OF CANDIDATES WITH 5 CREDITS AND ABOVE INCLUDING ENGLISH LANGUAGE AND MATHEMATICS IN 2014 MAY/JUNE NBC/NTC EXAMINATIONS

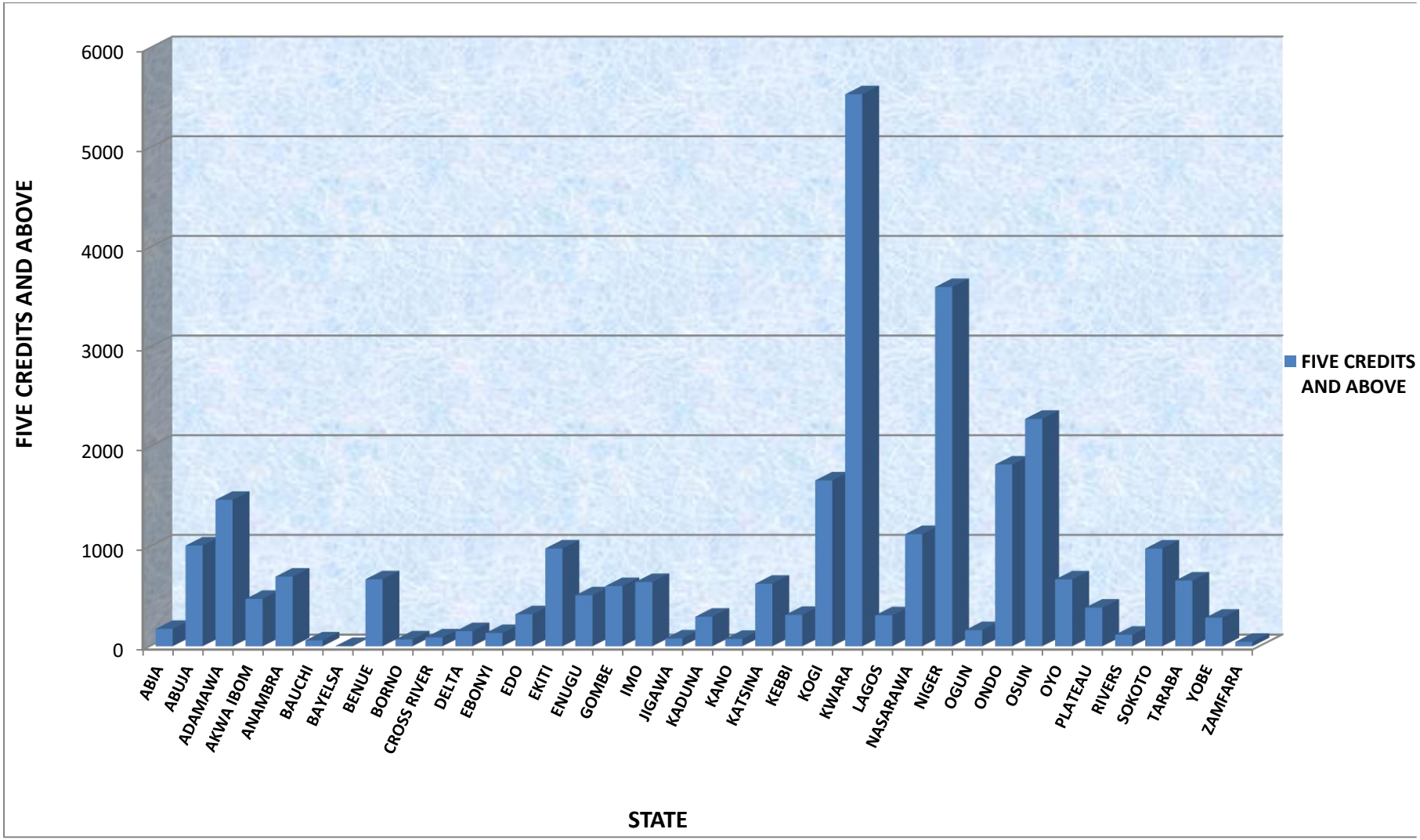

STATISTICS OF CANDIDATES WITH 5 CREDITS AND ABOVE WITH OR WITHOUT ENGLISH LANGUAGE AND MATHEMATICS IN 2014 MAY/JUNE NBC/NTC EXAMINATIONS

STATE	GENDER			FIVE CREDITS AND ABOVE	TOTAL ENROLMENT
	UNINDICATED	FEMALE	MALE		
ABIA	3	141	158	302	562
ABUJA	12	693	745	1450	2328
ADAMAWA	29	677	1400	2106	5016
AKWA IBOM	12	152	868	1032	2000
ANAMBRA	9	433	560	1002	1441
BAUCHI	3	33	194	230	2587
BAYELSA	1	0	20	21	44
BENUE	63	236	820	1119	1968
BORNO	2	31	70	103	504
CROSS RIVER	7	135	193	335	1321
DELTA	2	102	162	266	623
EBONYI	3	95	134	232	375
EDO	9	201	339	549	1174
EKITI	17	560	702	1279	1822
ENUGU	9	282	615	906	1572
GOMBE	31	367	839	1237	3063
IMO	1	472	658	1131	1832
JIGAWA	1	10	301	312	660
KADUNA	13	106	564	683	2239
KANO	2	26	352	380	991
KATSINA	21	217	789	1027	1161
KEBBI	6	50	641	697	1146
KOGI	99	903	1427	2429	3204
KWARA	141	3136	4393	7670	9484
LAGOS	25	174	645	844	2095
NASARAWA	69	513	1097	1679	2858
NIGER	223	1722	4396	6341	9221
OGUN	14	78	215	307	1374
ONDO	55	951	1281	2287	3292
OSUN	55	1210	2039	3304	4204
OYO	20	391	763	1174	1889
PLATEAU	13	236	441	690	1761
RIVERS	10	26	255	291	698
SOKOTO	21	154	1226	1401	2144
TARABA	14	257	583	854	1807
YOBE	8	77	478	563	2086
ZAMFARA	8	4	167	179	654
TOTAL	**1031**	**14851**	**30530**	**46412**	**81200**

GRAPHICAL REPRESENTATION OF CANDIDATES WITH 5 CREDITS AND ABOVE WITH OR WITHOUT ENGLISH LANGUAGE AND MATHEMATICS IN 2014 MAY/JUNE NBC/NTC EXAMINATIONS

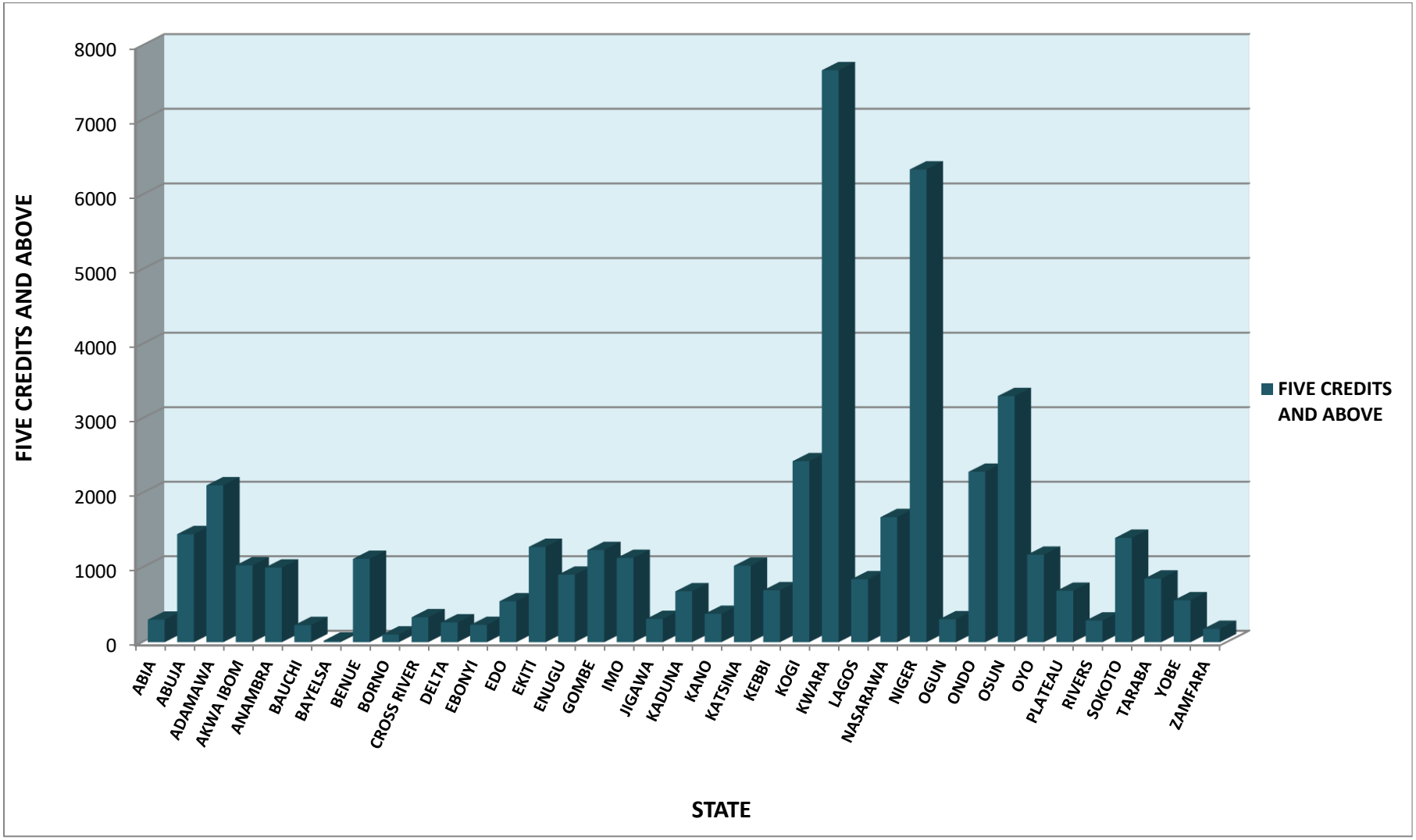

TRADE BY GENDER ENROLMENT STATISTICS FOR 2014 NOVEMBER/DECEMBER NBC/NTC AND ANBC/ANTC EXAMINATIONS

TRADE CODE	TRADE CODE	GENDER			TOTAL
		UNINDICATED	FEMALE	MALE	
01A	AGRICULTURAL EQUIPMENT AND IMPLEMENT MECHANIC WORKS (ADV)	0	9	13	22
01O	AGRICULTURAL EQUIPMENT AND IMPLEMENT MECHANIC WORKS	8	6	25	39
02A	MOTOR VEHICLE MECHANICS WORKS (ADV)	5	3	200	208
02O	MOTOR VEHICLE MECHANICS WORKS	17	8	415	440
03O	AUTOMOBILE ELECTRICAL WORKS	2	1	17	20
04A	ELECTRICAL INSTALLATION AND MAINTENANCE WORKS (ADV)	23	29	635	687
04O	ELECTRICAL INSTALLATION AND MAINTENANCE WORKS	65	41	1227	1333
05A	FABRICATION AND WELDING (ADV)	1	1	77	79
05O	FABRICATION AND WELDING	18	7	239	264
06A	MECHANICAL ENGINEERING CRAFT PRACTICE (ADV)	7	16	304	327
06O	MECHANICAL ENGINEERING CRAFT PRACTICE	19	13	438	470
07A	ELECTRONIC WORKS (ADV)	0	3	27	30
07O	ELECTRONICS WORKS	19	5	98	122
08A	REFRIGERATION AND AIR-CONDITIONING WORKS (ADV)	3	3	26	32
08O	REFRIGERATION AND AIR-CONDITIONING WORKS	2	1	34	37
09A	VEHICLE BODY BUILDING (ADV)	0	0	2	2
09O	VEHICLE BODY BUILDING	0	0	2	2
10O	LIGHT VEHICLE BODY REPAIR WORK	0	0	1	1
11O	INSTRUMENT MECHANICS WORKS	0	1	7	8
13A	FOUNDRY CRAFT PRACTICE (ADV)	0	0	1	1
13O	FOUNDRY CRAFT PRACTICE	0	0	2	2
15A	MARINE ENGINEERING CRAFT (ADV)	0	0	12	12
15O	MARINE ENGINEERING CRAFT	1	0	8	9
17A	COMPUTER CRAFT STUDIES (ADV)	14	176	204	394
17O	COMPUTER CRAFT STUDIES	9	38	113	160
18A	ANIMAL HUSBANDRY (ADV)	7	208	84	299
18O	ANIMAL HUSBANDRY	9	121	217	347
20A	FISHERIES (ADV)	0	1	8	9
20O	FISHERIES	1	8	26	35
21A	BRICK/BLOCKLAYING AND CONCRETING (ADV)	8	26	213	247

21O	BLOCKLAYING/BRICKLAYING AND CONCRETING	40	18	694	752
22A	CARPENTRY AND JOINERY (ADV)	6	0	59	65
22O	CARPENTRY AND JOINERY	10	1	132	143
23A	FURNITURE MAKING (ADV)	0	0	12	12
23O	FURNITURE MAKING	7	0	62	69
25A	PAINTING AND DECORATING (ADV)	1	18	27	46
25O	PAINTING AND DECORATING	5	5	32	42
26A	PLUMBING AND PIPE-FITTING (ADV)	1	3	74	78
26O	PLUMBING AND PIPE-FITTING	6	3	94	103
27A	DRAUGHTMANSHIP CRAFT PRACTICE (ADV)	0	1	8	9
27O	DRAUGHTMANSHIP CRAFT PRACTICE	2	0	18	20
31O	COSMETOLOGY	0	1	1	2
32O	MEN'S GARMENT MAKING	0	0	5	5
33A	LADIES GARMENT MAKING (ADV)	0	11	4	15
33O	LADIES GARMENT MAKING	0	13	4	17
34A	CATERING CRAFT PRACTICE (ADV)	2	133	24	159
34O	CATERING CRAFT PRACTICE	5	110	10	125
35A	LEATHER TRADES (ADV)	0	0	1	1
36A	PRINTING CRAFT PRACTICE (ADV)	1	3	4	8
36O	PRINTING CRAFT PRACTICE	0	0	3	3
37A	TEXTILE TRADES (ADV)	0	3	2	5
37O	TEXTILE TRADES	0	2	0	2
38A	GRAPHIC ARTS (ADV)	0	0	4	4
38O	GRAPHIC ARTS	2	5	18	25
39A	CERAMICS (ADV)	0	2	3	5
39O	CERAMICS	0	1	2	3
40A	PHOTOGRAPHIC PRACTICE (ADV)	0	1	11	12
40O	PHOTOGRAPHIC PRACTICE	1	1	1	3
41A	SECRETARIAL DUTIES (ADV)	32	308	61	401
41O	SECRETARIAL DUTIES	15	71	43	129
42A	FINANCIAL MANAGEMENT (ADV)	197	2002	2003	4202
42O	BOOK-KEEPING	2331	21484	32379	56194
43A	SALESMANSHIP (ADV)	1	38	53	92
43O	SALESMANSHIP	8	135	185	328
44A	TOURISM (ADV)	4	19	18	41
44O	TOURISM	10	6	9	25
45A	GENERAL EDUCATION (ADV)	6	18	46	70
45O	GENERAL EDUCATION	411	2719	5605	8735
TOTAL		**3342**	**27860**	**46386**	**77588**

GRAPHICAL REPRESENTATION OF TRADE BY GENDER ENROLMENT STATISTICS FOR 2014 NOVEMBER/DECEMBER NBC/NTC AND ANBC/ANTC EXAMINATIONS

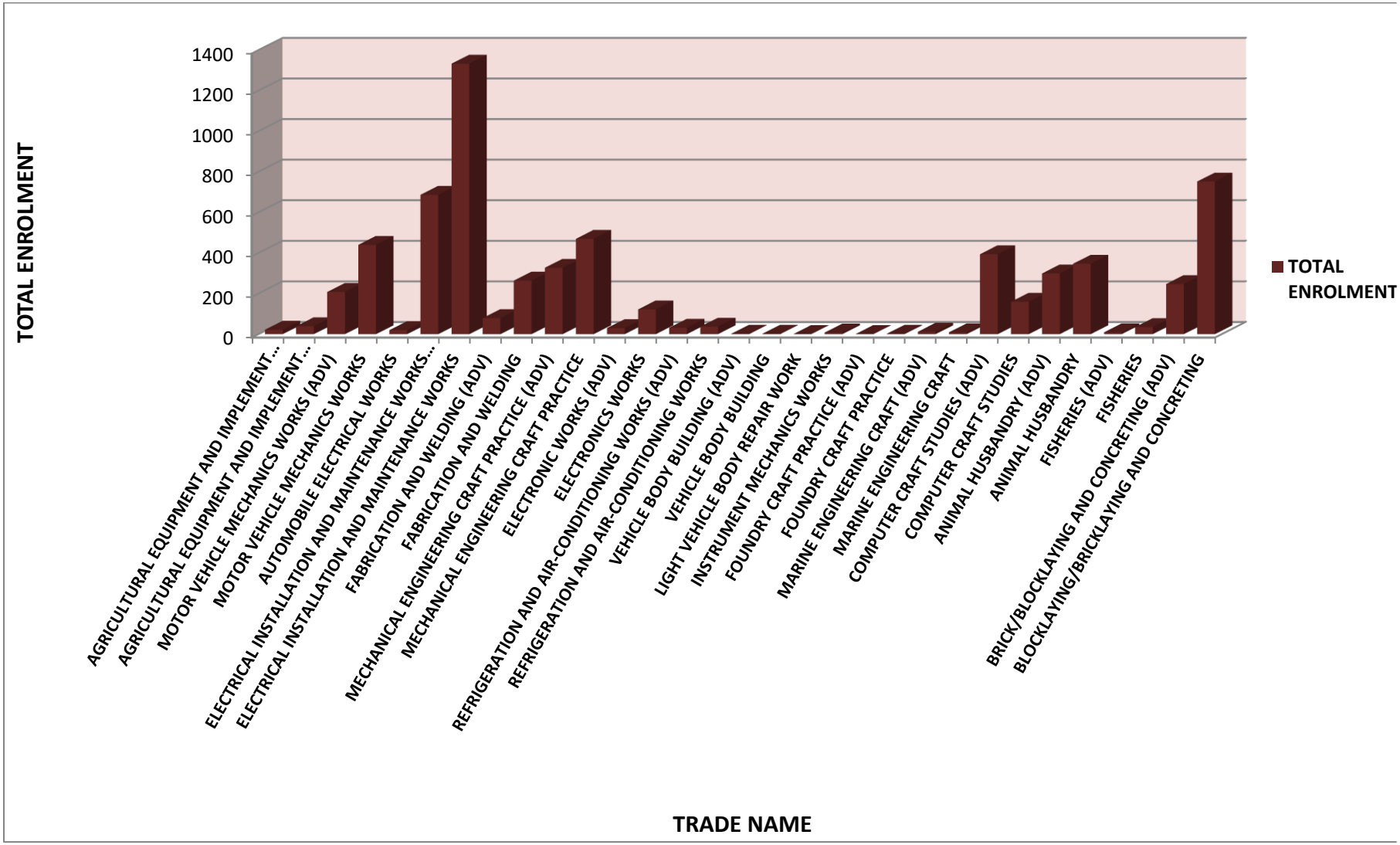

GRAPHICAL REPRESENTATION OF TRADE BY GENDER ENROLMENT STATISTICS FOR 2014 NOVEMBER/DECEMBER NBC/NTC AND ANBC/ANTC EXAMINATIONS (CONTINUED)

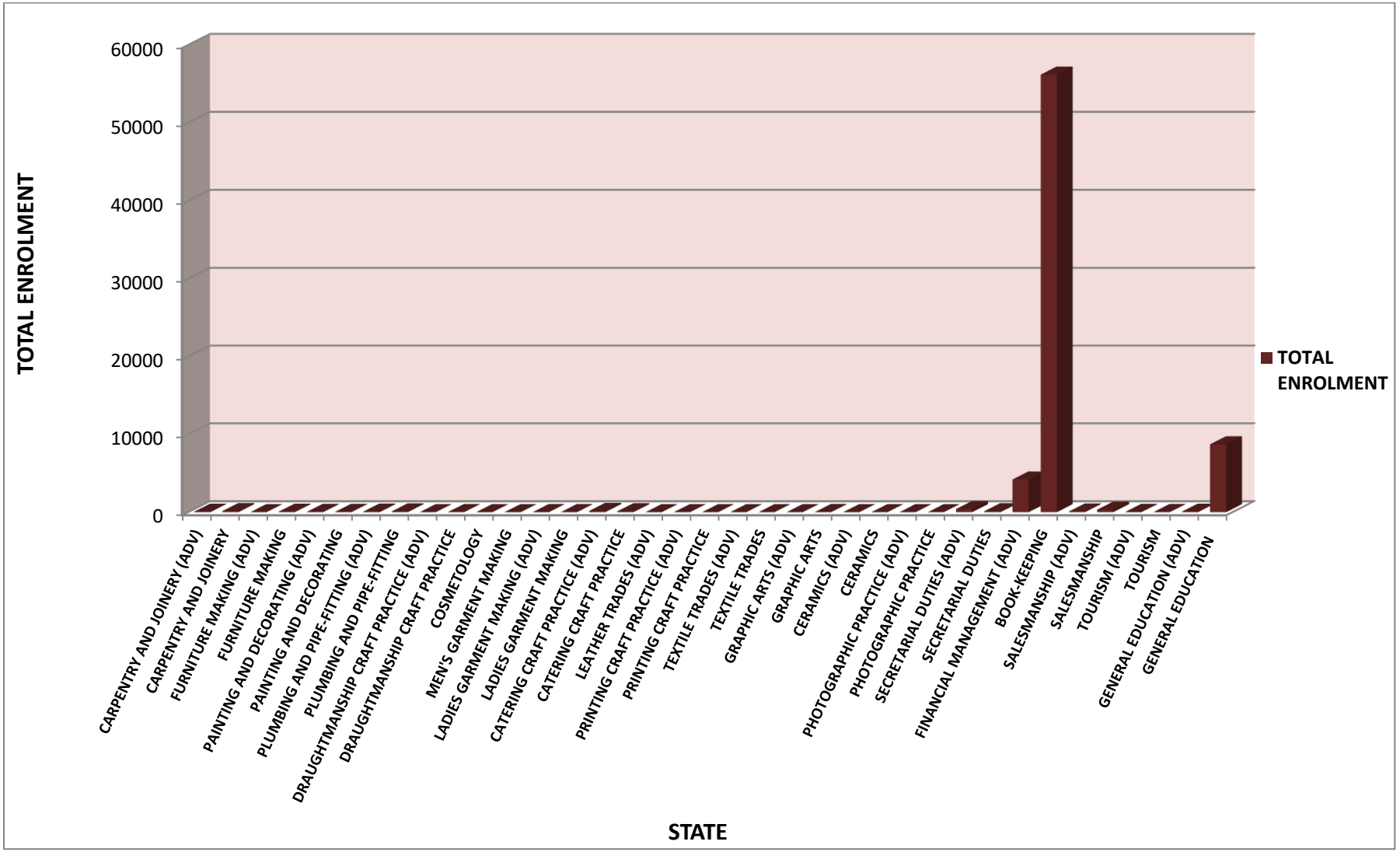

STATE BY GENDER ENROLMENT STATISTICS FOR 2014 NOVEMBER/DECEMBER NBC/NTC AND ANBC/ANTC EXAMINATIONS

STATE CODE	STATE	GENDER			TOTAL ENROLMENT
		UNINDICATED	FEMALE	MALE	
01	ABIA	21	593	446	1060
02	ABUJA	202	1683	1878	3763
03	ADAMAWA	102	818	1575	2495
04	AKWA IBOM	11	280	451	742
05	ANAMBRA	38	546	386	970
06	BAUCHI	39	174	716	929
07	BAYELSA	4	90	259	353
08	BENUE	61	236	651	948
09	BORNO	22	166	341	529
10	CROSS RIVER	38	288	544	870
11	DELTA	65	676	1123	1864
12	EBONYI	10	302	324	636
13	EDO	74	924	1293	2291
14	EKITI	72	979	1020	2071
15	ENUGU	52	648	532	1232
16	GOMBE	107	449	1669	2225
17	IMO	85	1585	1028	2698
18	JIGAWA	20	29	176	225
19	KADUNA	9	139	438	586
20	KANO	24	54	422	500
21	KATSINA	137	436	2241	2814
22	KEBBI	17	158	580	755
23	KOGI	282	1880	3379	5541
24	KWARA	502	4940	6292	11734
25	LAGOS	43	217	661	921
26	NASARAWA	223	1229	2227	3679
27	NIGER	408	2371	4718	7497
28	OGUN	16	241	538	795
29	ONDO	146	1492	1832	3470
30	OSUN	145	1558	2161	3864
31	OYO	62	778	1244	2084
32	PLATEAU	76	658	1255	1989
33	RIVERS	9	168	303	480
34	SOKOTO	66	255	1331	1652
35	TARABA	76	543	1061	1680
36	YOBE	62	228	1039	1329
37	ZAMFARA	16	49	252	317
	TOTAL	**3342**	**27860**	**46386**	**77588**

GRAPHICAL REPRESENTATION OF STATE BY GENDER ENROLMENT STATISTICS FOR 2014 NOVEMBER/DECEMBER NBC/NTC AND ANBC/ANTC EXAMINATIONS

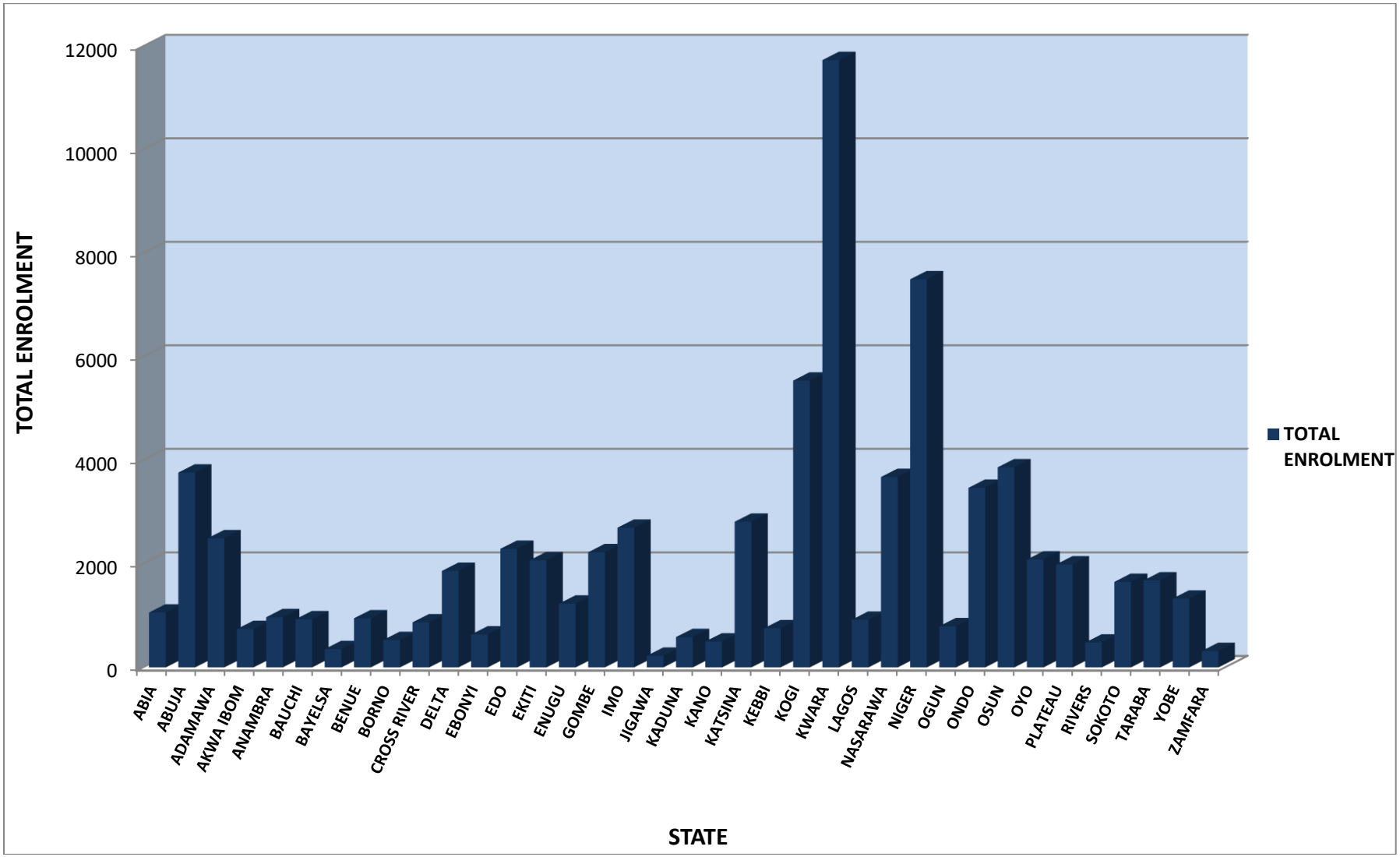

STATISTICS OF CANDIDATES' WITH FIVE CREDITS AND ABOVE INCLUDING ENGLISH LANGUAGE AND MATHEMATICS IN 2014 NOVEMBER/DECEMBER NBC/NTC ANBC/ANTC EXAMINATIONS

STATE	GENDER			TOTAL ENROLMENT	FIVE CREDITS AND ABOVE
	UNINDICATED	FEMALE	MALE		
ABIA	21	593	446	1060	553
ABUJA	202	1683	1878	3763	2318
ADAMAW	102	818	1575	2495	966
AKWA	11	280	451	742	301
ANAMBRA	38	546	386	970	549
BAUCHI	39	174	716	929	421
BAYELSA	4	90	259	353	101
BENUE	61	236	651	948	660
BORNO	22	166	341	529	232
CROSS	38	288	544	870	526
DELTA	65	676	1123	1864	769
EBONYI	10	302	324	636	178
EDO	74	924	1293	2291	1092
EKITI	72	979	1020	2071	1331
ENUGU	52	648	532	1232	497
GOMBE	107	449	1669	2225	1425
IMO	85	1585	1028	2698	1031
JIGAWA	20	29	176	225	119
KADUNA	9	139	438	586	281
KANO	24	54	422	500	267
KATSINA	137	436	2241	2814	1890
KEBBI	17	158	580	755	500
KOGI	282	1880	3379	5541	3070
KWARA	502	4940	6292	11734	8442
LAGOS	43	217	661	921	410
NASARAW	223	1229	2227	3679	2085
NIGER	408	2371	4718	7497	5471
OGUN	16	241	538	795	367
ONDO	146	1492	1832	3470	2233
OSUN	145	1558	2161	3864	2690
OYO	62	778	1244	2084	1136
PLATEAU	76	658	1255	1989	1262
RIVERS	9	168	303	480	58
SOKOTO	66	255	1331	1652	1164
TARABA	76	543	1061	1680	993
YOBE	62	228	1039	1329	861
ZAMFARA	16	49	252	317	193
TOTAL	**3342**	**27860**	**46386**	**77588**	**46442**

GRAPHICAL REPRESENTATION OF CANDIDATES' WITH FIVE CREDITS AND ABOVE INCLUDING ENGLISH LANGUAGE AND MATHEMATICS IN 2014 NOVEMBER/DECEMBER NBC/NTC ANBC/ANTC EXAMINATIONS

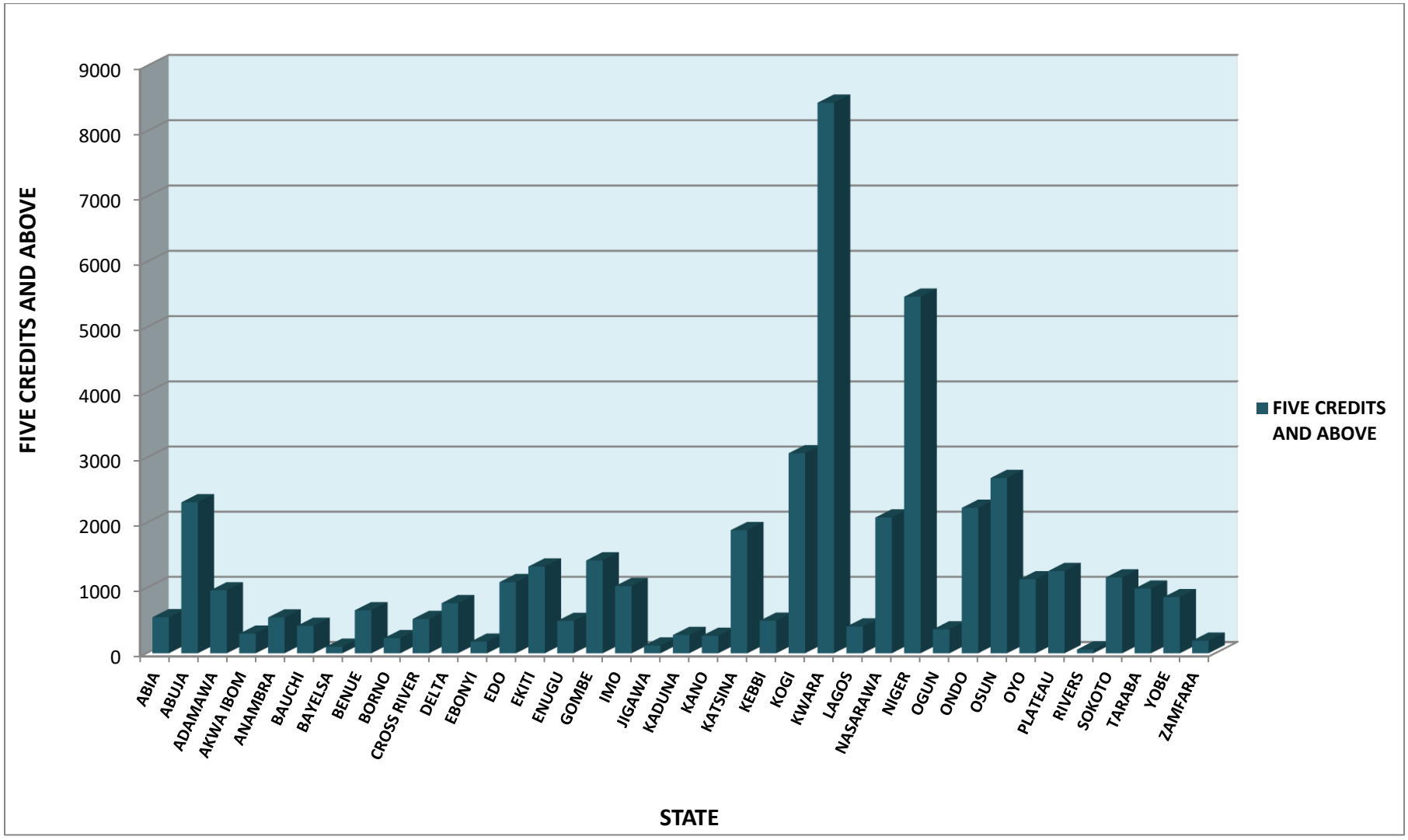

STATISTICS OF CANDIDATES' WITH FIVE CREDITS AND ABOVE WITH OR WITHOUT ENGLISH LANGUAGE AND MATHEMATICS IN 2014 NOVEMBER/DECEMBER NBC/NTC ANBC/ANTC EXAMINATIONS

STATE	GENDER			TOTAL ENROLMENT	FIVE CREDITS AND ABOVE
	UNINDICATED	FEMALE	MALE		
ABIA	21	593	446	1060	644
ABUJA	202	1683	1878	3763	2785
ADAMAW	102	818	1575	2495	1269
AKWA	11	280	451	742	388
ANAMBRA	38	546	386	970	666
BAUCHI	39	174	716	929	489
BAYELSA	4	90	259	353	127
BENUE	61	236	651	948	799
BORNO	22	166	341	529	358
CROSS	38	288	544	870	695
DELTA	65	676	1123	1864	975
EBONYI	10	302	324	636	250
EDO	74	924	1293	2291	1271
EKITI	72	979	1020	2071	1674
ENUGU	52	648	532	1232	642
GOMBE	107	449	1669	2225	1722
IMO	85	1585	1028	2698	1420
JIGAWA	20	29	176	225	137
KADUNA	9	139	438	586	347
KANO	24	54	422	500	307
KATSINA	137	436	2241	2814	2309
KEBBI	17	158	580	755	600
KOGI	282	1880	3379	5541	3963
KWARA	502	4940	6292	11734	10113
LAGOS	43	217	661	921	510
NASARAW	223	1229	2227	3679	2621
NIGER	408	2371	4718	7497	6468
OGUN	16	241	538	795	475
ONDO	146	1492	1832	3470	2784
OSUN	145	1558	2161	3864	3362
OYO	62	778	1244	2084	1522
PLATEAU	76	658	1255	1989	1527
RIVERS	9	168	303	480	103
SOKOTO	66	255	1331	1652	1352
TARABA	76	543	1061	1680	1273
YOBE	62	228	1039	1329	1040
ZAMFARA	16	49	252	317	238
TOTAL	3342	**27860**	**46386**	**77588**	57225

GRAPHICAL REPRESENTATION OF CANDIDATES' WITH FIVE CREDITS AND ABOVE WITH OR WITHOUT ENGLISH LANGUAGE AND MATHEMATICS IN 2014 NOVEMBER/DECEMBER NBC/NTC ANBC/ANTC EXAMINATIONS

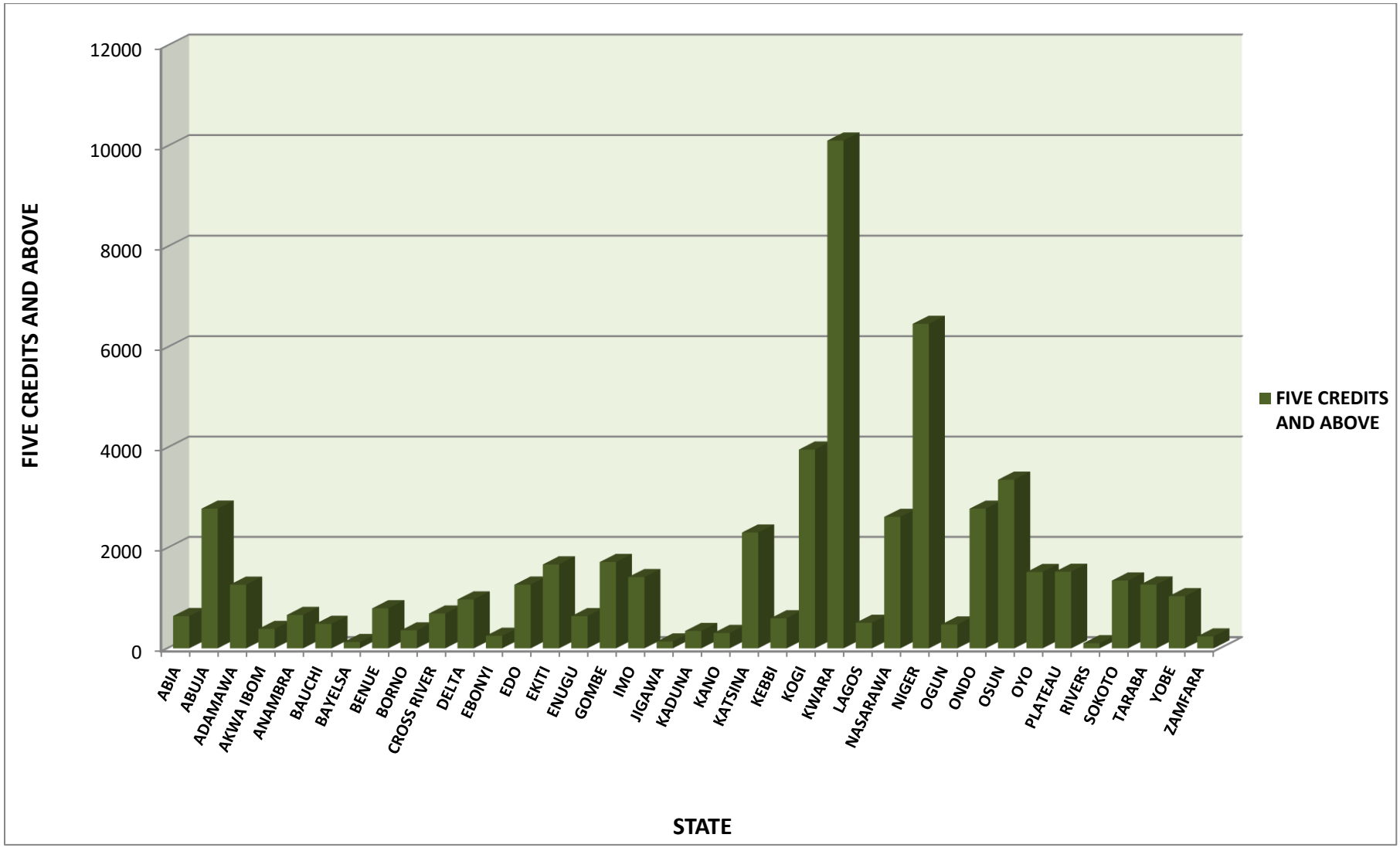

TRADE BY GENDER ENROLMENT STATISTICS FOR 2015 MAY/JUNE NBC/NTC EXAMINATIONS

TRADE CODE	TRADE NAME	GENDER			TOTAL
		UNINDICATED	FEMALE	MALE	
01O	AGRIC. EQUIPMENT & IMPLEMENT MECH. WORKS	0	22	193	215
02O	MOTOR VEHICLE MECHANICS WORKS	11	22	2613	2646
03O	AUTOMOBILE ELECTRICAL WORKS	0	2	19	21
04O	ELECTRICAL INTSTALL. & MAINTENANCE WORKS	11	390	6841	7242
05O	FABRICATION AND WELDING	19	20	1722	1761
06O	MECHANICAL ENGINEERING CRAFT PRACTICE	3	31	1249	1283
07O	ELECTRONICS WORKS	5	82	928	1015
08O	REFRIGERATION AND AIR-CONDITIONING WORKS	1	7	272	280
09O	VEHICLE BODY BUILDING	0	1	20	21
11O	INSTRUMENT MECHANICS WORKS	0	2	57	59
13O	FOUNDRY CRAFT PRACTICE	0	3	16	19
15O	MARINE ENGINEERING CRAFT	0	0	8	8
17O	COMPUTER CRAFT STUDIES	6	446	868	1320
18O	ANIMAL HUSBANDRY	1	78	140	219
20O	FISHERIES	0	49	59	108
21O	BLOCKLAYING/BRICKLAYING AND CONCRETING	10	161	3722	3893
22O	CARPENTRY AND JOINERY	5	43	1536	1584
23O	FURNITURE MAKING	1	11	596	608
24O	MACHINE WOOD WORKING	0	0	79	79
25O	PAINTING AND DECORATING	1	40	278	319
26O	PLUMBING AND PIPE-FITTING	1	11	408	420
27O	DRAUGHTMANSHIP CRAFT PRACTICE	0	4	72	76
31O	COSMETOLOGY	0	10	6	16
32O	MEN'S GARMENT MAKING	0	2	36	38
33O	LADIES GARMENT MAKING	3	300	44	347
34O	CATERING CRAFT PRACTICE	4	1102	104	1210
35O	LEATHER TRADES	2	0	7	9
36O	PRINTING CRAFT PRACTICE	0	6	45	51
37O	TEXTILE TRADES	0	4	3	7
38O	GRAPHIC ARTS	1	7	38	46
39O	CERAMICS	0	13	34	47
41O	TOURISM	1	107	86	194
42O	SECRETARIAL DUTIES	135	8137	10390	18662
43O	BOOK-KEEPING	2	120	74	196
44O	SALESMANSHIP	0	4	6	10
45O	GENERAL EDUCATION	235	12075	20482	32792
TOTAL		**458**	**23312**	**53051**	**76821**

GRAPHICAL REPRESENTATION BY GENDER ENROLMENT STATISTICS FOR 2015 MAY/JUNE NBC/NTC EXAMINATIONS

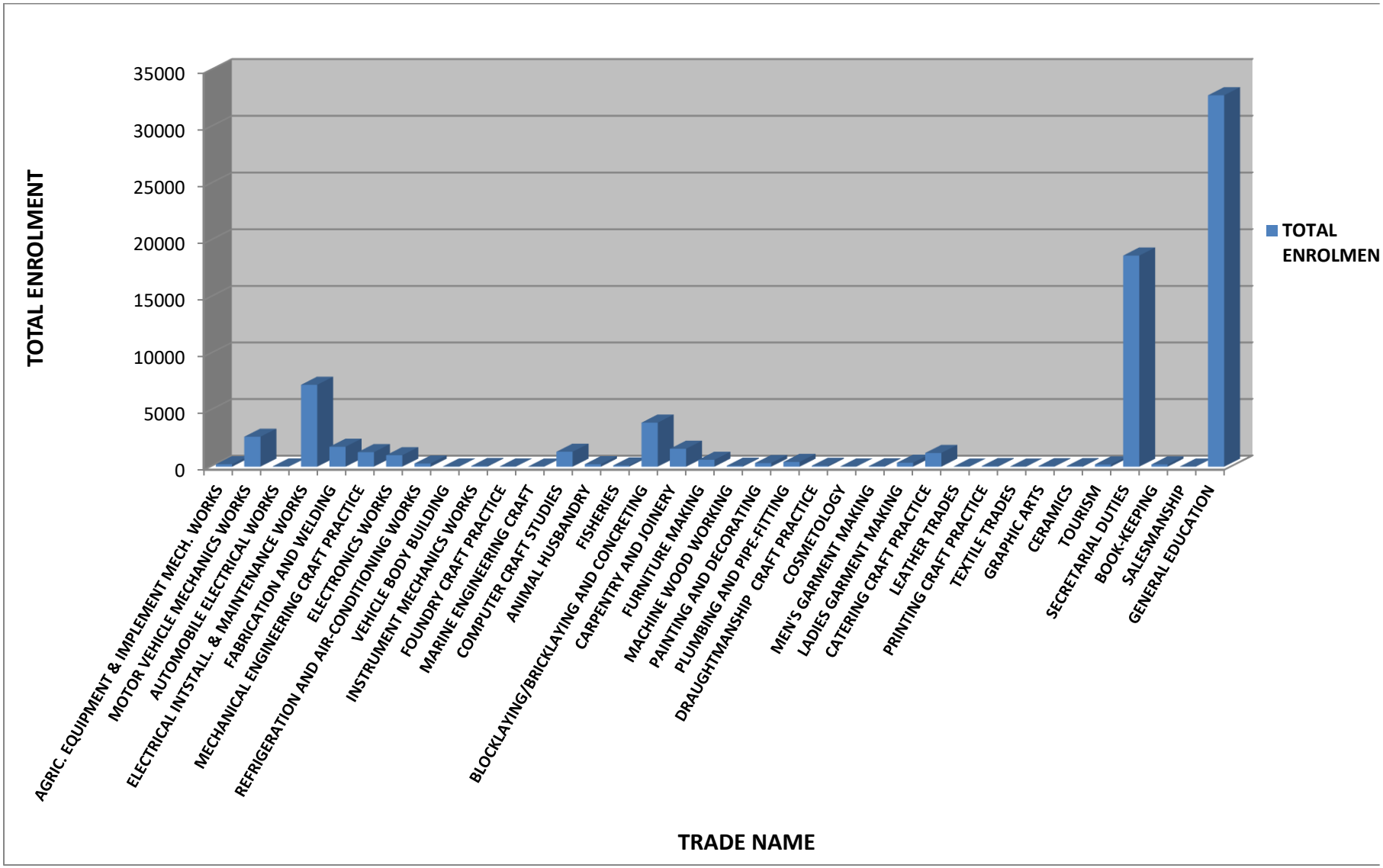

STATE BY GENDER ENROLMENT STATISTICS FOR 2015 MAY/JUNE NBC/NTC EXAMINATIONS

STATE CODE	STATE	GENDER			TOTAL ENROLMENT
		UNINDICATED	FEMALE	MALE	
01	ABIA	0	285	301	586
02	ABUJA	20	1271	1453	2744
03	ADAMAWA	18	1007	2225	3250
04	AKWA IBOM	0	324	1413	1737
05	ANAMBRA	55	470	800	1325
06	BAUCHI	9	222	1330	1561
07	BAYELSA	0	8	11	19
08	BENUE	16	503	1616	2135
09	BORNO	0	95	196	291
10	CROSS RIVER	0	394	551	945
11	DELTA	0	200	480	680
12	EBONYI	2	114	204	320
13	EDO	28	372	635	1035
14	EKITI	7	537	932	1476
15	ENUGU	4	558	1062	1624
16	GOMBE	13	884	2098	2995
17	IMO	27	586	878	1491
18	JIGAWA	0	10	452	462
19	KADUNA	3	247	1300	1550
20	KANO	0	76	865	941
21	KATSINA	1	200	1019	1220
22	KEBBI	0	103	985	1088
23	KOGI	15	1163	2133	3311
24	KWARA	53	3917	5218	9188
25	LAGOS	5	378	1629	2012
26	NASARAWA	18	1437	2781	4236
27	NIGER	55	2681	6931	9667
28	OGUN	16	546	1221	1783
29	ONDO	16	1149	1761	2926
30	OSUN	29	1171	2223	3423
31	OYO	3	510	1386	1899
32	PLATEAU	1	579	1422	2002
33	RIVERS	4	75	502	581
34	SOKOTO	15	184	1480	1679
35	TARABA	20	478	1149	1647
36	YOBE	0	435	1760	2195
37	ZAMFARA	5	143	649	797
	TOTAL	**458**	**23312**	**53051**	**76821**

GRAPHICAL REPRESENTATION OF STATE BY GENDER ENROLMENT STATISTICS FOR 2015 MAY/JUNE NBC/NTC EXAMINATIONS

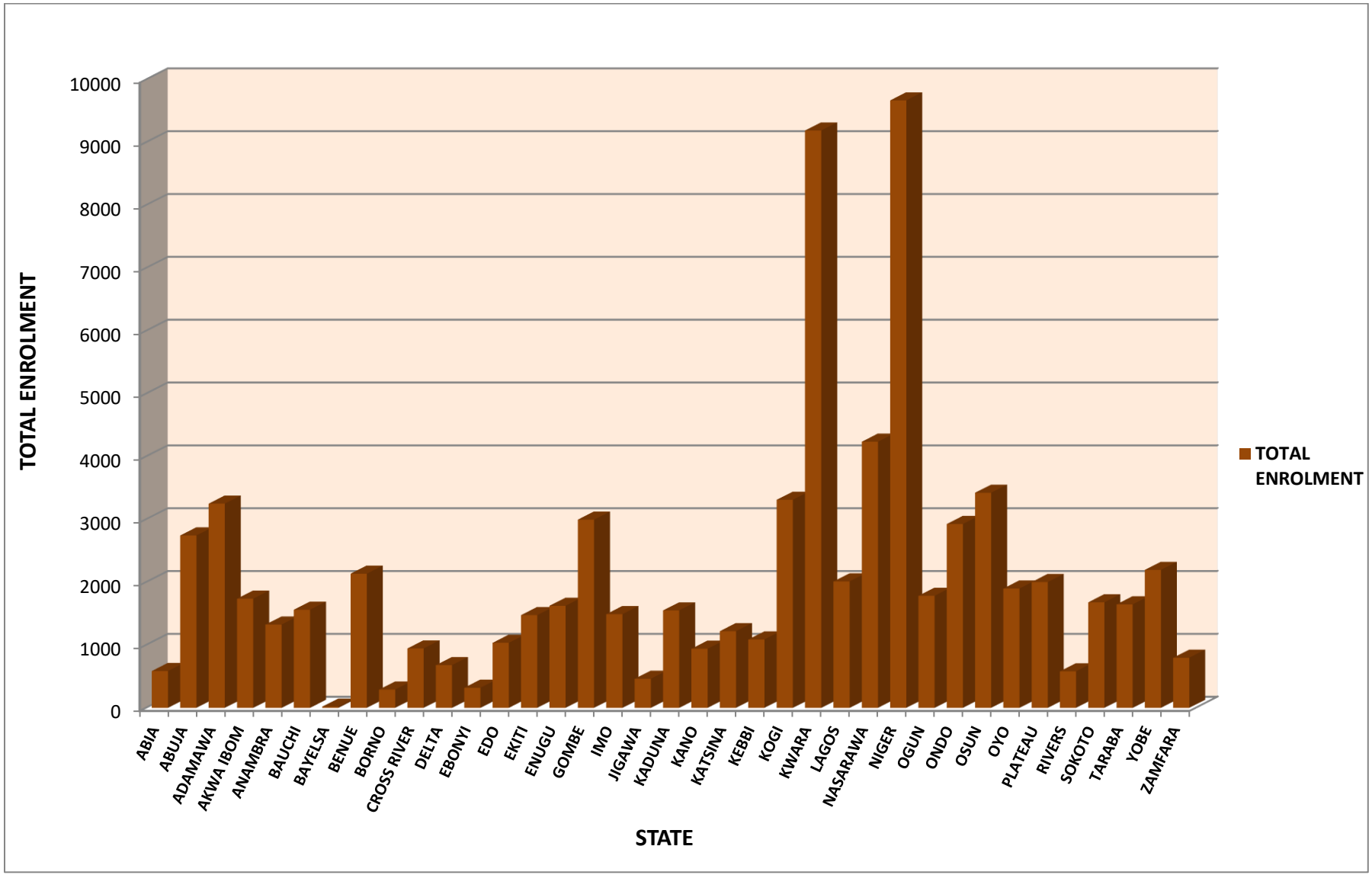

STATISTICS OF CANDIDATES WITH 5 CREDITS AND ABOVE INCLUDING ENGLISH LANGUAGE AND MATHEMATICS IN 2015 MAY/JUNE NBC/NTC EXAMINATIONS

STATE CODE	STATE	GENDER			FIVE CREDITS AND ABOVE	TOTAL ENROLMENT
		UNINDICATED	FEMALE	MALE		
01	ABIA	0	155	145	300	586
02	ABUJA	10	774	876	1660	2744
03	ADAMAWA	12	489	955	1456	3250
04	AKWA IBOM	0	122	737	859	1737
05	ANAMBRA	31	240	358	629	1325
06	BAUCHI	3	34	243	280	1561
07	BAYELSA	0	2	4	6	19
08	BENUE	7	292	925	1224	2135
09	BORNO	0	29	43	72	291
10	CROSS RIVER	0	90	131	221	945
11	DELTA	0	46	115	161	680
12	EBONYI	0	66	117	183	320
13	EDO	9	221	321	551	1035
14	EKITI	0	338	587	925	1476
15	ENUGU	1	228	412	641	1624
16	GOMBE	1	381	602	984	2995
17	IMO	14	339	517	870	1491
18	JIGAWA	0	6	227	233	462
19	KADUNA	0	44	194	238	1550
20	KANO	0	43	338	381	941
21	KATSINA	1	168	647	816	1220
22	KEBBI	0	65	541	606	1088
23	KOGI	10	736	1357	2103	3311
24	KWARA	30	2726	3756	6512	9188
25	LAGOS	1	159	653	813	2012
26	NASARAWA	2	757	1406	2165	4236
27	NIGER	32	1793	4279	6104	9667
28	OGUN	11	245	334	590	1783
29	ONDO	9	816	1139	1964	2926
30	OSUN	15	850	1506	2371	3423
31	OYO	1	282	664	947	1899
32	PLATEAU	1	220	550	771	2002
33	RIVERS	3	29	239	271	581
34	SOKOTO	11	98	944	1053	1679
35	TARABA	7	242	532	781	1647
36	YOBE	0	87	482	569	2195
37	ZAMFARA	3	105	386	494	797
	TOTAL	**225**	**13317**	**27262**	**40804**	**76821**

GRAPHICAL REPRESENTATION OF STATISTICS OF CANDIDATES WITH 5 CREDITS AND ABOVE INCLUDING ENGLISH LANGUAGE AND MATHEMATICS IN 2015 MAY/JUNE NBC/NTC EXAMINATIONS

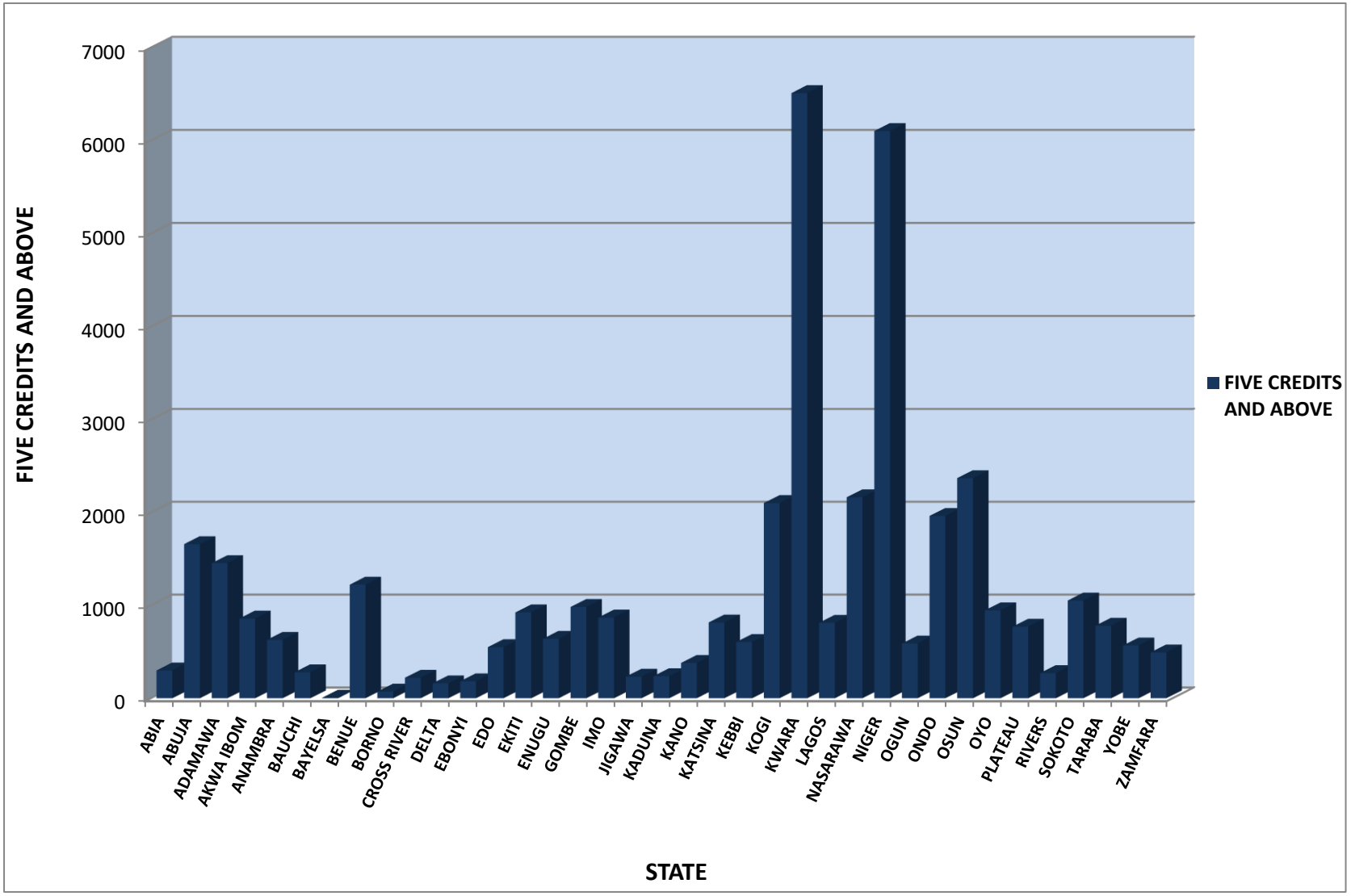

STATISTICS OF CANDIDATES WITH 5 CREDITS AND ABOVE WITH OR WITHOUT ENGLISH LANGUAGE AND MATHEMATICS IN 2015 MAY/JUNE NBC/NTC EXAMINATIONS

STATE CODE	STATE	GENDER			FIVE CREDITS AND ABOVE	TOTAL ENROLMENT
		UNINDICATED	FEMALE	MALE		
01	ABIA	0	213	209	422	586
02	ABUJA	12	989	1053	2054	2744
03	ADAMAWA	14	642	1251	1907	3250
04	AKWA IBOM	0	166	1000	1166	1737
05	ANAMBRA	44	332	578	954	1325
06	BAUCHI	3	49	355	407	1561
07	BAYELSA	0	3	11	14	19
08	BENUE	9	392	1249	1650	2135
09	BORNO	0	31	60	91	291
10	CROSS RIVER	0	153	222	375	945
11	DELTA	0	81	195	276	680
12	EBONYI	1	79	150	230	320
13	EDO	15	279	412	706	1035
14	EKITI	0	426	713	1139	1476
15	ENUGU	2	320	625	947	1624
16	GOMBE	3	486	868	1357	2995
17	IMO	20	451	674	1145	1491
18	JIGAWA	0	6	354	360	462
19	KADUNA	1	74	489	564	1550
20	KANO	0	66	596	662	941
21	KATSINA	1	188	881	1070	1220
22	KEBBI	0	86	699	785	1088
23	KOGI	10	904	1651	2565	3311
24	KWARA	40	3397	4539	7976	9188
25	LAGOS	2	232	1129	1363	2012
26	NASARAWA	4	967	1804	2775	4236
27	NIGER	41	2189	5235	7465	9667
28	OGUN	12	332	450	794	1783
29	ONDO	11	972	1400	2383	2926
30	OSUN	20	1039	1828	2887	3423
31	OYO	1	376	926	1303	1899
32	PLATEAU	1	287	775	1063	2002
33	RIVERS	3	38	321	362	581
34	SOKOTO	11	115	1121	1247	1679
35	TARABA	10	343	725	1078	1647
36	YOBE	0	162	700	862	2195
37	ZAMFARA	3	118	471	592	797
	TOTAL	**294**	**16983**	**35719**	**52996**	**76821**

GRAPHICAL REPRESENTATION OF CANDIDATES WITH 5 CREDITS AND ABOVE WITH OR WITHOUT ENGLISH LANGUAGE AND MATHEMATICS IN 2015 MAY/JUNE NBC/NTC EXAMINATIONS

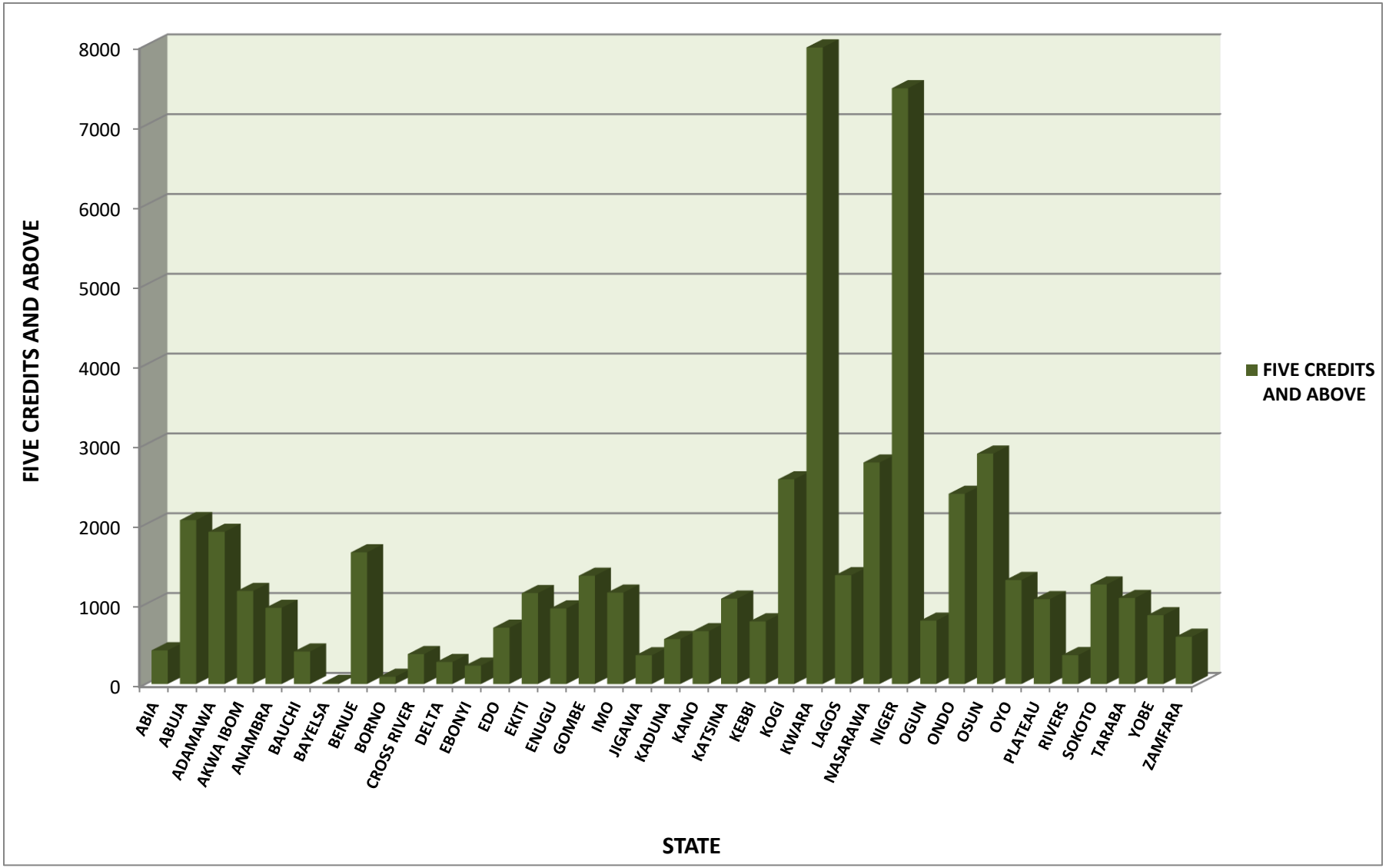

TRADE BY GENDER ENROLMENT STATISTICS FOR 2015 NOVEMBER/DECEMBER NBC/NTC AND ANBC/ANTC EXAMINATIONS

TRADE CODE	TRADE NAME	GENDER			TOTAL
		UNINDICATED	FEMALE	MALE	
01A	AGRICULTURAL EQUIPMENT AND IMPLEMENT MECHANIC WORKS (ADV)	0	6	24	30
01O	AGRICULTURAL EQUIPMENT AND IMPLEMENT MECHANIC WORKS	0	7	39	46
02A	MOTOR VEHICLE MECHANICS WORKS (ADV)	0	2	210	212
02O	MOTOR VEHICLE MECHANICS WORKS	0	5	446	451
03O	AUTOMOBILE ELECTRICAL WORKS	0	0	16	16
04A	ELECTRICAL INSTALLATION AND MAINTENANCE WORKS (ADV)	0	27	574	601
04O	ELECTRICAL INSTALLATION AND MAINTENANCE WORKS	0	30	1330	1360
05A	FABRICATION AND WELDING (ADV)	0	0	70	70
05O	FABRICATION AND WELDING	0	0	259	259
06A	MECHANICAL ENGINEERING CRAFT PRACTICE (ADV)	0	12	308	320
06O	MECHANICAL ENGINEERING CRAFT PRACTICE	0	9	477	486
07A	ELECTRONIC WORKS (ADV)	0	2	36	38
07O	ELECTRONICS WORKS	0	2	103	105
08A	REFRIGERATION AND AIR-CONDITIONING WORKS (ADV)	0	3	26	29
08O	REFRIGERATION AND AIR-CONDITIONING WORKS	0	1	35	36
09A	VEHICLE BODY BUILDING (ADV)	0	0	3	3
09O	VEHICLE BODY BUILDING	0	0	2	2
11O	INSTRUMENT MECHANICS WORKS	0	0	3	3
12O	APPLIANCE MAINTENANCE AND REPAIRS	0	0	1	1
15A	MARINE ENGINEERING CRAFT (ADV)	0	1	16	17
15O	MARINE ENGINEERING CRAFT	0	0	17	17
17A	COMPUTER CRAFT STUDIES (ADV)	0	112	136	248
17O	COMPUTER CRAFT STUDIES	0	20	102	122
18A	ANIMAL HUSBANDRY (ADV)	0	75	37	112
18O	ANIMAL HUSBANDRY	0	99	106	205
20A	FISHERIES (ADV)	0	1	0	1
20O	FISHERIES	0	9	5	14
21A	BLOCKLAYING / BRICKLAYING AND CONCRETING (ADV)	0	14	224	238
21O	BLOCKLAYING/BRICKLAYING AND CONCRETING	0	21	757	778
22A	CARPENTRY AND JOINERY (ADV)	0	0	56	56

22O	CARPENTRY AND JOINERY	0	4	160	164
23A	FURNITURE MAKING (ADV)	0	0	23	23
23O	FURNITURE MAKING	0	0	77	77
24A	MACHINE WOOD WORKING (ADV)	0	0	1	1
24O	MACHINE WOOD WORKING	0	0	4	4
25A	PAINTING AND DECORATING (ADV)	0	18	21	39
25O	PAINTING AND DECORATING	0	5	30	35
26A	PLUMBING AND PIPE-FITTING (ADV)	0	3	87	90
26O	PLUMBING AND PIPE-FITTING	0	1	87	88
27A	DRAUGHTMANSHIP CRAFT PRACTICE (ADV)	0	3	11	14
27O	DRAUGHTMANSHIP CRAFT PRACTICE	0	2	14	16
31O	COSMETOLOGY	0	2	1	3
32A	MEN'S GARMENT MAKING (ADV)	0	1	4	5
32O	MEN'S GARMENT MAKING	0	0	3	3
33A	LADIES GARMENT MAKING (ADV)	0	12	2	14
33O	LADIES GARMENT MAKING	0	11	3	14
34A	CATERING CRAFT PRACTICE (ADV)	0	130	16	146
34O	CATERING CRAFT PRACTICE	0	138	27	165
35A	LEATHER TRADES (ADV)	0	1	0	1
35O	LEATHER TRADES	0	0	2	2
36A	PRINTING CRAFT PRACTICE (ADV)	0	1	17	18
36O	PRINTING CRAFT PRACTICE	0	0	6	6
37A	TEXTILE TRADES (ADV)	0	2	0	2
37O	TEXTILE TRADES	0	3	1	4
38A	GRAPHIC ARTS (ADV)	0	0	3	3
38O	GRAPHIC ARTS	0	10	23	33
39A	CERAMICS (ADV)	0	0	1	1
39O	CERAMICS	0	0	2	2
40A	PHOTOGRAPHIC PRACTICE (ADV)	0	0	5	5
40O	PHOTOGRAPHIC PRACTICE	0	0	3	3
41A	SECRETARIAL DUTIES (ADV)	0	315	49	364
41O	SECRETARIAL DUTIES	0	87	37	124
42A	FINANCIAL MANAGEMENT (ADV)	1	1580	1696	3277
42O	BOOK-KEEPING	25	12115	17785	29925
43A	SALESMANSHIP (ADV)	0	36	43	79
43O	SALESMANSHIP	0	101	151	252
44A	TOURISM (ADV)	0	16	34	50
44O	TOURISM	0	15	26	41
45A	GENERAL EDUCATION (ADV)	0	81	154	235
45O	GENERAL EDUCATION	16	15628	27420	43064
TOTAL		**42**	**30779**	**53447**	**84268**

GRAPHICAL REPRESENTATION OF TRADE BY GENDER ENROLMENT STATISTICS FOR 2015 NOVEMBER/DECEMBER NBC/NTC AND ANBC/ANTC EXAMINATIONS

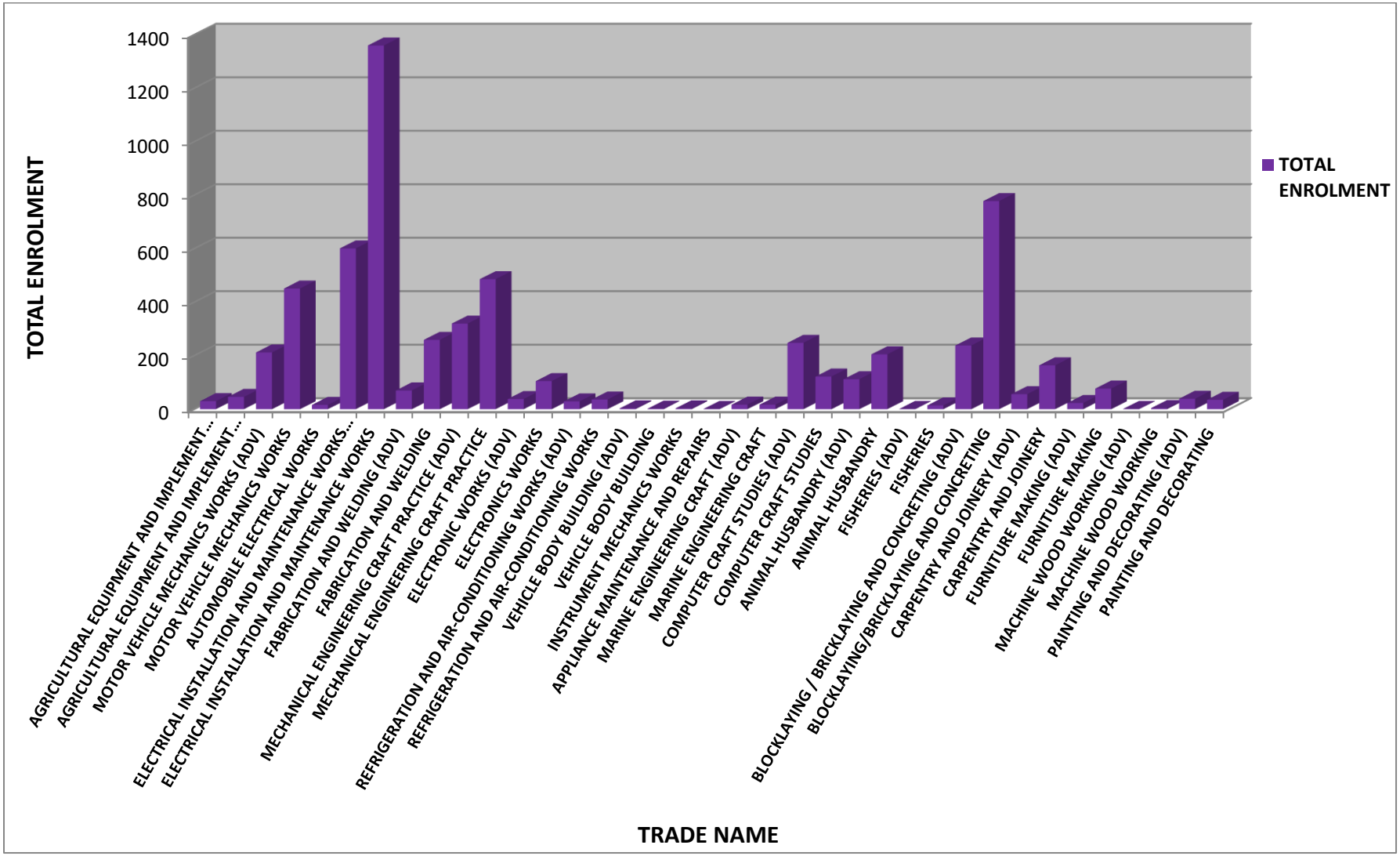

GRAPHICAL REPRESENTATION OF TRADE BY GENDER ENROLMENT STATISTICS FOR 2015 NOVEMBER/DECEMBER NBC/NTC AND ANBC/ANTC EXAMINATIONS

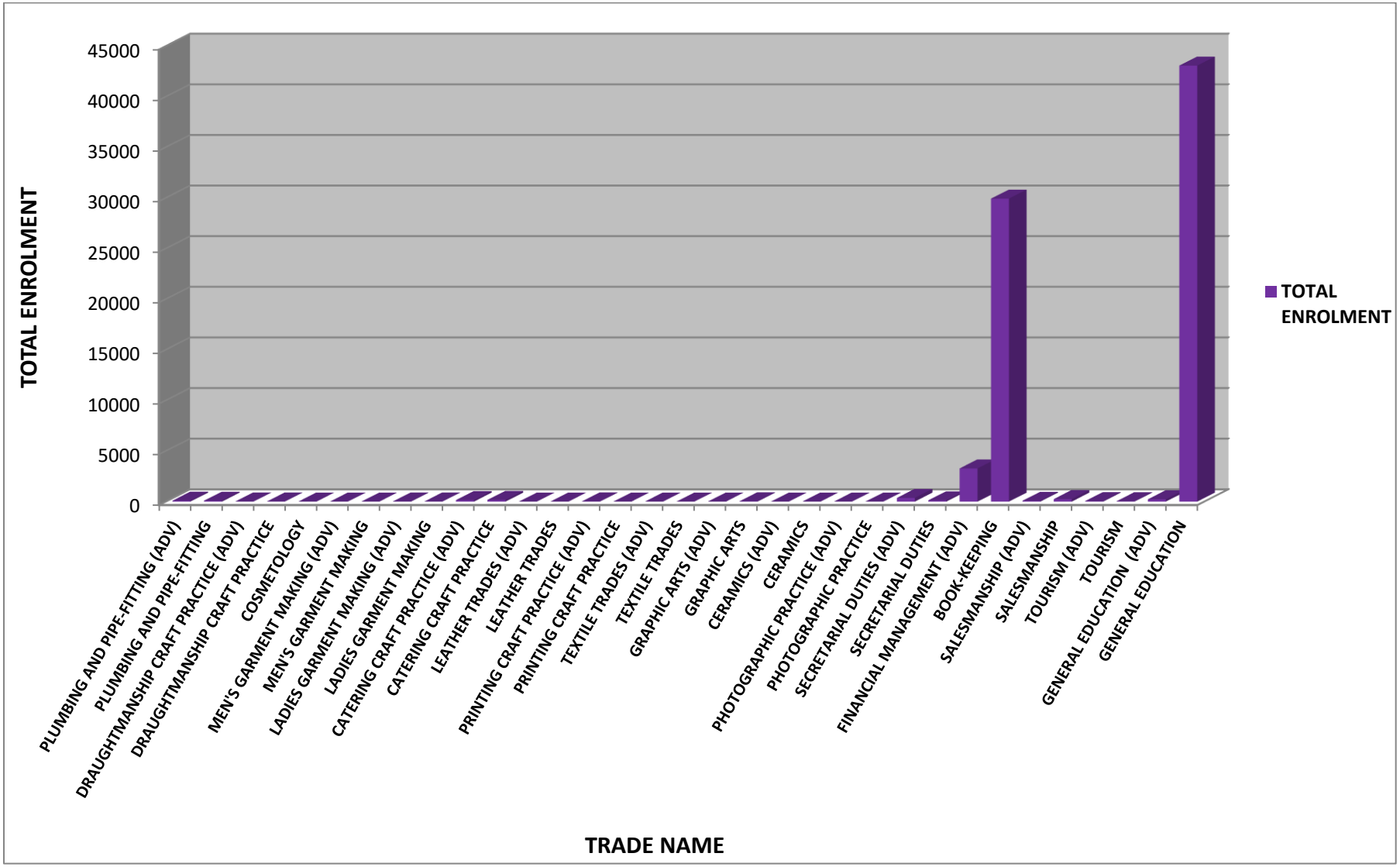

STATE BY GENDER ENROLMENT STATISTICS FOR 2015 NOVEMBER/DECEMBER NBC/NTC AND ANBC/ANTC EXAMINATIONS

STATE CODE	STATE	GENDER			TOTAL ENROLMENT
		UNINDICATED	FEMALE	MALE	
01	ABIA	0	815	550	1365
02	ABUJA	0	1864	2057	3921
03	ADAMAWA	0	1612	3664	5276
04	AKWA IBOM	0	384	542	926
05	ANAMBRA	0	650	472	1122
06	BAUCHI	0	183	931	1114
07	BAYELSA	0	126	208	334
08	BENUE	0	525	1226	1751
09	BORNO	0	213	399	612
10	CROSS RIVER	1	517	932	1450
11	DELTA	0	781	1141	1922
12	EBONYI	0	321	335	656
13	EDO	0	829	1222	2051
14	EKITI	4	783	843	1630
15	ENUGU	0	738	695	1433
16	GOMBE	0	423	1865	2288
17	IMO	0	1173	808	1981
18	JIGAWA	0	50	267	317
19	KADUNA	0	149	477	626
20	KANO	0	77	475	552
21	KATSINA	0	511	2546	3057
22	KEBBI	0	175	540	715
23	KOGI	0	1572	2975	4547
24	KWARA	24	4266	5488	9778
25	LAGOS	0	288	778	1066
26	NASARAWA	5	2032	3793	5830
27	NIGER	0	2593	5185	7778
28	OGUN	0	330	707	1037
29	ONDO	8	1357	1721	3086
30	OSUN	0	1518	1899	3417
31	OYO	0	660	1066	1726
32	PLATEAU	0	1543	2474	4017
33	RIVERS	0	161	265	426
34	SOKOTO	0	208	995	1203
35	TARABA	0	707	1487	2194
36	YOBE	0	336	1376	1712
37	ZAMFARA	0	301	1049	1350
	TOTAL	**42**	**30771**	**53456**	**84269**

GRAPHICAL REPRESENTATION OF STATE BY GENDER ENROLMENT STATISTICS FOR 2015 NOVEMBER/DECEMBER NBC/NTC AND ANBC/ANTC EXAMINATIONS

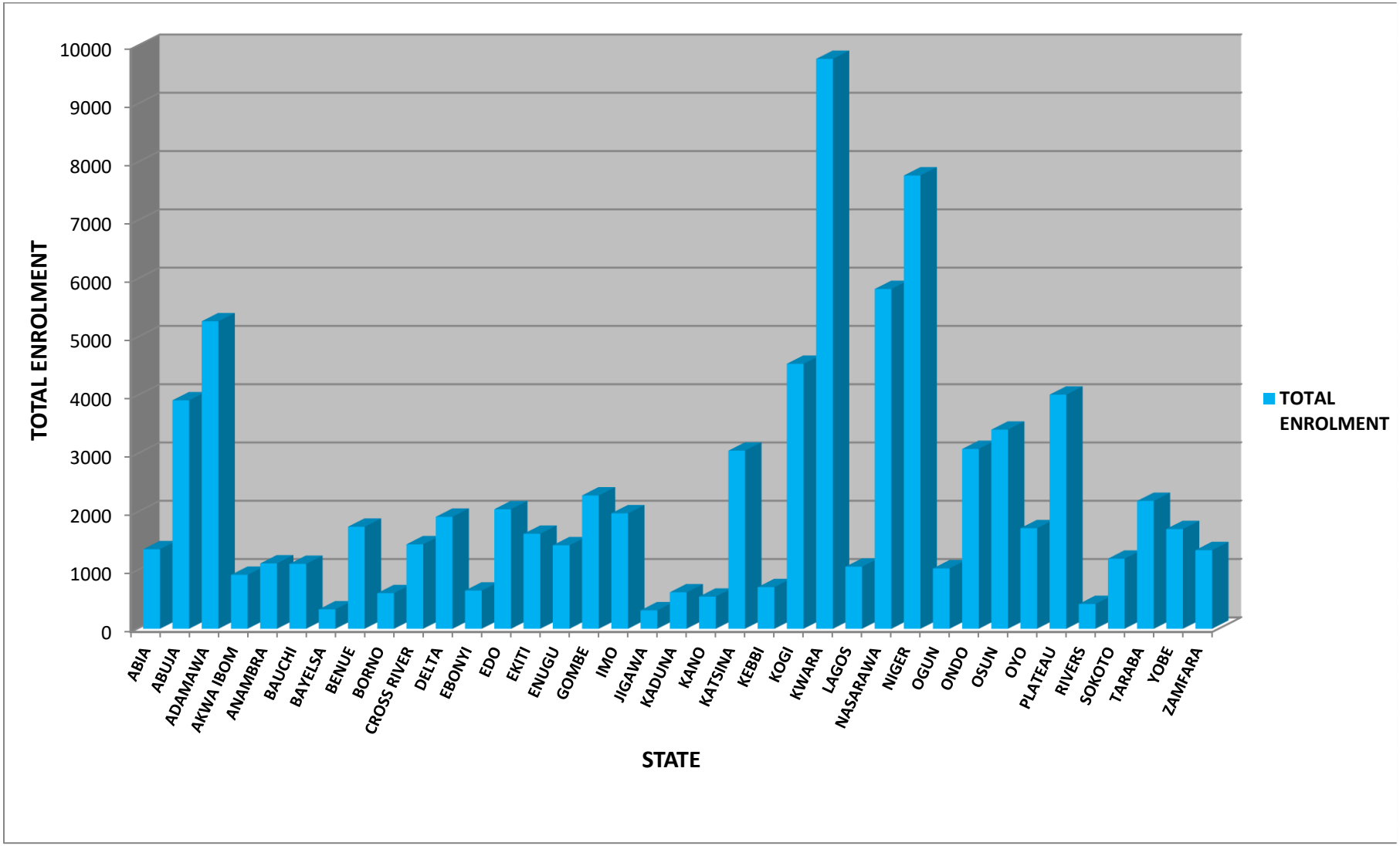

STATISTICS OF CANDIDATES WITH 5 CREDITS AND ABOVE INCLUDING ENGLISH LANGUAGE AND MATHEMATICS IN 2015 NOVEMBER/DECEMBER NBC/NTC EXAMINATIONS (O'LEVEL)

STATE CODE	STATE	GENDER			FIVE CREDITS AND ABOVE	TOTAL ENROLMENT
		UNINDICATED	FEMALE	MALE		
01	ABIA	0	95	42	137	879
02	ABUJA	0	390	331	721	3769
03	ADAMAWA	0	105	214	319	5206
04	AKWA IBOM	0	13	34	47	460
05	ANAMBRA	0	51	38	89	999
06	BAUCHI	0	4	17	21	1096
07	BAYELSA	0	3	7	10	119
08	BENUE	0	70	150	220	1717
09	BORNO	0	1	1	2	596
10	CROSS RIVER	0	41	92	133	1375
11	DELTA	0	82	117	199	1690
12	EBONYI	0	7	7	14	317
13	EDO	0	111	136	247	1675
14	EKITI	0	124	101	225	1548
15	ENUGU	0	24	50	74	1174
16	GOMBE	0	33	65	98	2272
17	IMO	0	165	115	280	1363
18	JIGAWA	0	1	16	17	307
19	KADUNA	0	8	20	28	530
20	KANO	0	5	27	32	512
21	KATSINA	0	104	442	546	3011
22	KEBBI	0	29	64	93	715
23	KOGI	0	266	386	652	4015
24	KWARA	3	771	849	1623	9373
25	LAGOS	0	12	68	80	679
26	NASARAWA	0	37	89	126	5742
27	NIGER	0	693	1208	1901	7720
28	OGUN	0	7	13	20	865
29	ONDO	2	366	348	716	2867
30	OSUN	0	379	428	807	3311
31	OYO	0	85	109	194	1488
32	PLATEAU	0	215	299	514	3987
33	RIVERS	0	3	8	11	162
34	SOKOTO	0	41	227	268	1200
35	TARABA	0	114	211	325	2156
36	YOBE	0	14	53	67	1693
37	ZAMFARA	0	11	31	42	1339
	TOTAL	**5**	**4480**	**6413**	**10898**	**77927**

STATISTICS OF CANDIDATES WITH 5 CREDITS AND ABOVE INCLUDING ENGLISH LANGUAGE AND MATHEMATICS IN 2015 NOVEMBER/DECEMBER NBC/NTC EXAMINATIONS (O'LEVEL)

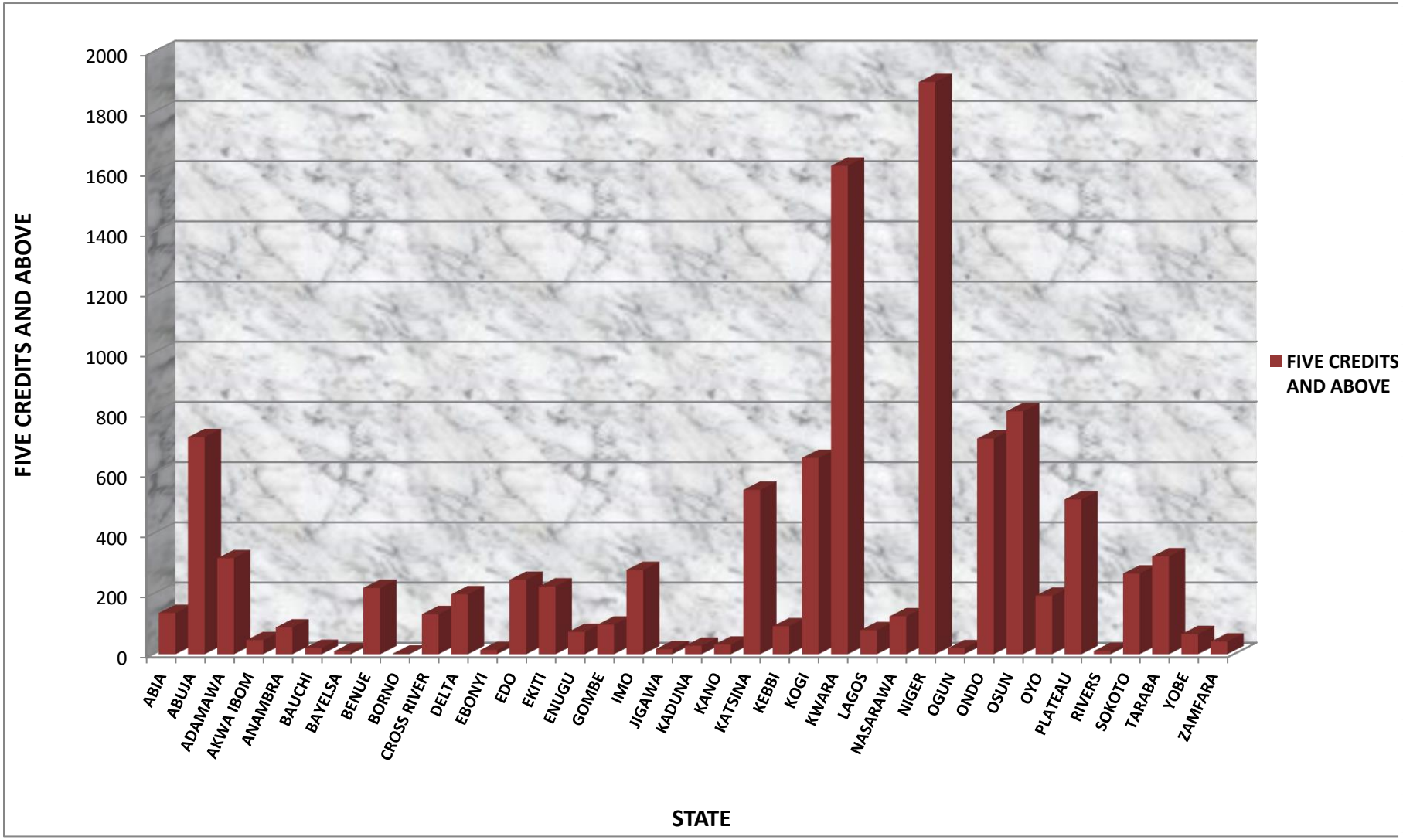

STATISTICS OF CANDIDATES WITH 5 CREDITS AND ABOVE WITH OR WITHOUT ENGLISH LANGUAGE AND MATHEMATICS IN 2015 NOVEMBER/DECEMBER NBC/NTC EXAMINATIONS (O'LEVEL)

STATE CODE	STATE	GENDER			FIVE CREDITS AND ABOVE	TOTAL ENROLMENT
		UNINDICATED	FEMALE	MALE		
01	ABIA	0	174	95	269	879
02	ABUJA	0	675	640	1315	3769
03	ADAMAWA	0	164	296	460	5206
04	AKWA IBOM	0	23	86	109	460
05	ANAMBRA	0	195	125	320	999
06	BAUCHI	0	12	48	60	1096
07	BAYELSA	0	6	11	17	119
08	BENUE	0	137	349	486	1717
09	BORNO	0	9	9	18	596
10	CROSS RIVER	0	106	205	311	1375
11	DELTA	0	131	182	313	1690
12	EBONYI	0	15	14	29	317
13	EDO	0	161	205	366	1675
14	EKITI	0	239	181	420	1548
15	ENUGU	0	56	75	131	1174
16	GOMBE	0	57	119	176	2272
17	IMO	0	291	184	475	1363
18	JIGAWA	0	3	37	40	307
19	KADUNA	0	13	41	54	530
20	KANO	0	8	54	62	512
21	KATSINA	0	135	585	720	3011
22	KEBBI	0	36	89	125	715
23	KOGI	0	379	560	939	4015
24	KWARA	6	1440	1596	3042	9373
25	LAGOS	0	29	116	145	679
26	NASARAWA	0	199	337	536	5742
27	NIGER	0	1279	2262	3541	7720
28	OGUN	0	50	121	171	865
29	ONDO	2	516	561	1079	2867
30	OSUN	0	524	575	1099	3311
31	OYO	0	140	229	369	1488
32	PLATEAU	0	340	523	863	3987
33	RIVERS	0	3	19	22	162
34	SOKOTO	0	63	315	378	1200
35	TARABA	0	171	326	497	2156
36	YOBE	0	31	121	152	1693
37	ZAMFARA	0	12	40	52	1339
	TOTAL	**8**	**7822**	**11331**	**19161**	**77927**

GRAPHICAL REPRESENTATION OF CANDIDATES WITH 5 CREDITS AND ABOVE WITH OR WITHOUT ENGLISH LANGUAGE AND MATHEMATICS IN 2015 NOVEMBER/DECEMBER NBC/NTC EXAMINATIONS (O'LEVEL)

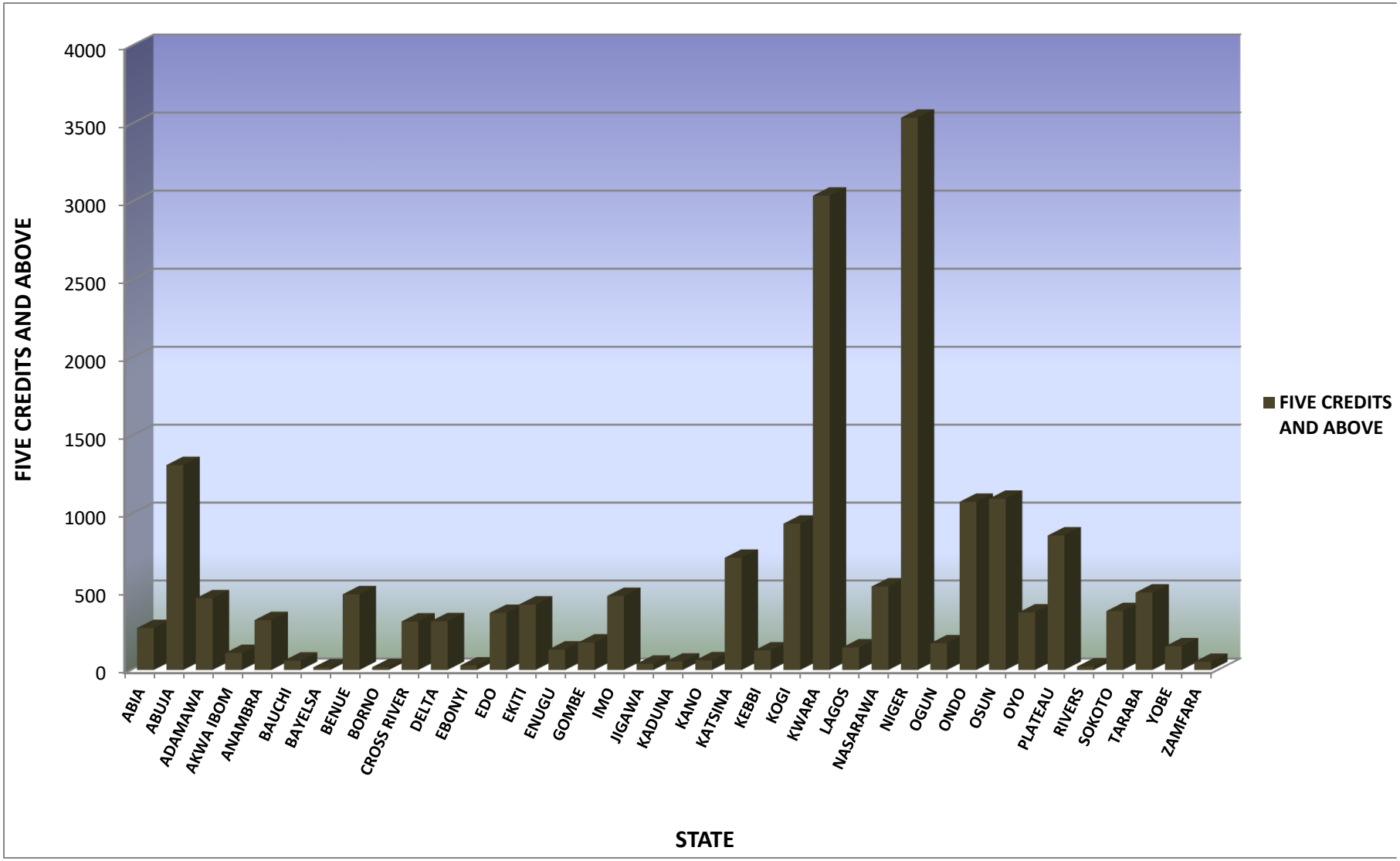

STATISTICS OF CANDIDATES WITH 5 CREDITS AND ABOVE INCLUDING ENGLISH LANGUAGE AND MATHEMATICS IN 2015 NOVEMBER/DECEMBER NBC/NTC EXAMINATIONS (ADVANCED)

STATE CODE	STATE	GENDER		FIVE CERDITS AND ABOVE	TOTAL ENROLMENT
		FEMALE	MALE		
01	ABIA	73	31	104	486
02	ABUJA	7	12	19	152
03	ADAMAWA	0	0	0	73
04	AKWA IBOM	52	33	85	466
05	ANAMBRA	5	0	5	123
06	BAUCHI	0	0	0	18
07	BAYELSA	1	4	5	215
08	BENUE	2	8	10	34
09	BORNO	0	0	0	16
10	CROSS RIVER	1	1	2	75
11	DELTA	11	29	40	232
12	EBONYI	12	15	27	339
13	EDO	16	17	33	376
14	EKITI	2	8	10	82
15	ENUGU	9	6	15	259
16	GOMBE	0	0	0	16
17	IMO	0	0	0	618
18	JIGAWA	0	0	0	10
19	KADUNA	1	4	5	96
20	KANO	0	0	0	40
21	KATSINA	0	3	3	46
22	KEBBI	0	0	0	0
23	KOGI	10	38	48	532
24	KWARA	26	58	84	405
25	LAGOS	19	20	39	387
26	NASARAWA	0	4	4	88
27	NIGER	0	5	5	58
28	OGUN	3	5	8	172
29	ONDO	9	13	22	219
30	OSUN	17	22	39	106
31	OYO	11	15	26	238
32	PLATEAU	0	1	1	30
33	RIVERS	2	1	3	264
34	SOKOTO	0	0	0	3
35	TARABA	0	1	1	38
36	YOBE	0	0	0	19
37	ZAMFARA	0	0	0	11
	TOTAL	**289**	**354**	**643**	**6342**

GRAPHICAL REPRESENTATION OF CANDIDATES WITH 5 CREDITS AND ABOVE INCLUDING ENGLISH LANGUAGE AND MATHEMATICS IN 2015 NOVEMBER/DECEMBER NBC/NTC EXAMINATIONS (ADVANCED)

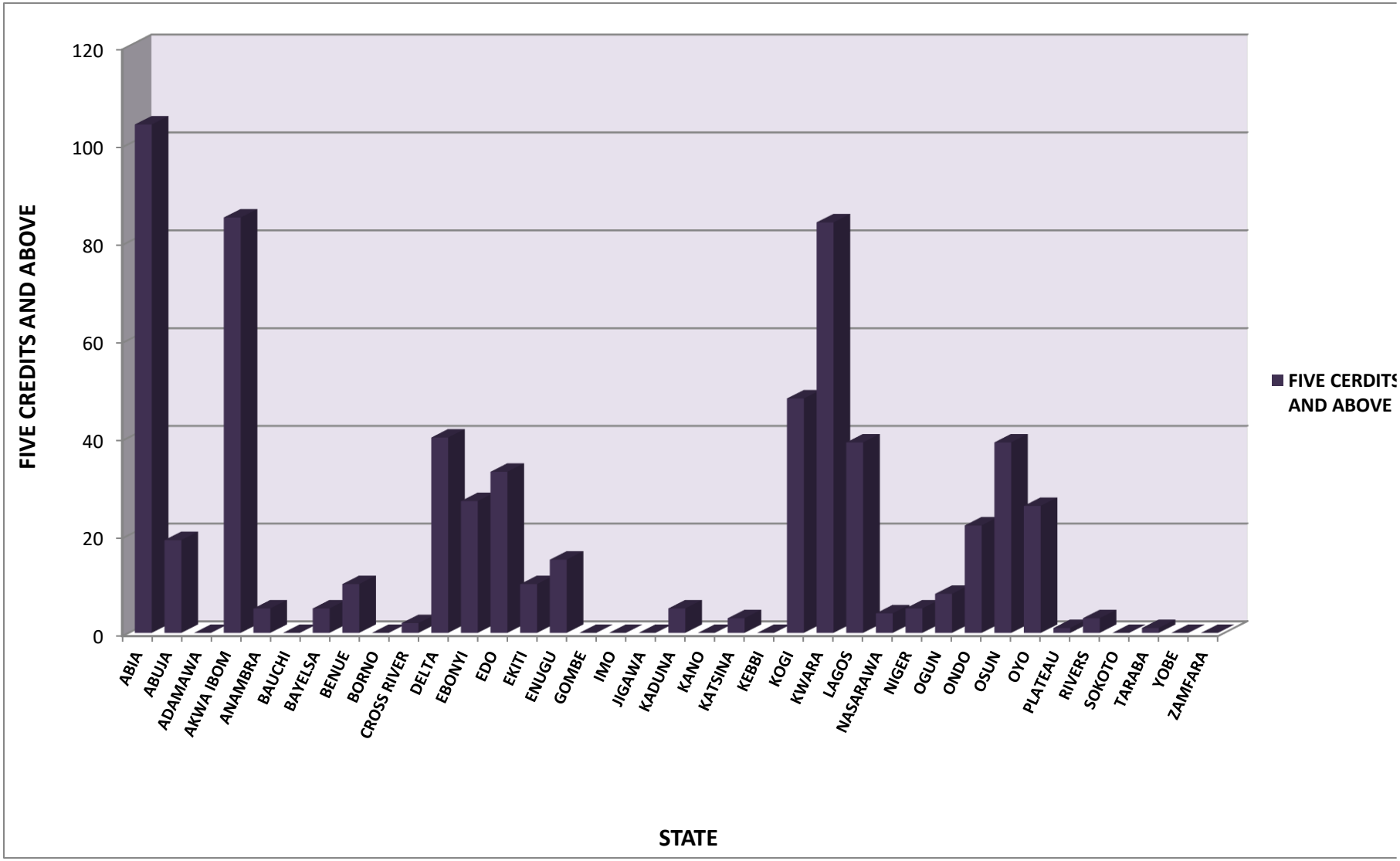

STATISTICS OF CANDIDATES WITH 5 CREDITS AND ABOVE WITH OR WITHOUT ENGLISH LANGUAGE AND MATHEMATICS IN 2015 NOVEMBER/DECEMBER ANBC/ANTC EXAMINATIONS (ADVANCED)

STATE CODE	STATE	GENDER		FIVE CREDITS AND ABOVE	TOTAL ENROLMENT
		FEMALE	MALE		
01	ABIA	84	43	127	486
02	ABUJA	13	19	32	152
03	ADAMAWA	0	0	0	73
04	AKWA IBOM	73	38	111	466
05	ANAMBRA	8	6	14	123
06	BAUCHI	0	0	0	18
07	BAYELSA	6	6	12	215
08	BENUE	3	8	11	34
09	BORNO	0	0	0	16
10	CROSS RIVER	2	2	4	75
11	DELTA	22	34	56	232
12	EBONYI	20	27	47	339
13	EDO	21	23	44	376
14	EKITI	5	8	13	82
15	ENUGU	17	11	28	259
16	GOMBE	0	0	0	16
17	IMO	18	9	27	618
18	JIGAWA	0	0	0	10
19	KADUNA	1	4	5	96
20	KANO	0	0	0	40
21	KATSINA	0	3	3	46
22	KEBBI	0	0	0	0
23	KOGI	25	66	91	532
24	KWARA	39	74	113	405
25	LAGOS	37	25	62	387
26	NASARAWA	0	5	5	88
27	NIGER	0	5	5	58
28	OGUN	6	8	14	172
29	ONDO	22	23	45	219
30	OSUN	19	30	49	106
31	OYO	14	22	36	238
32	PLATEAU	1	3	4	30
33	RIVERS	14	9	23	264
34	SOKOTO	0	0	0	3
35	TARABA	0	1	1	38
36	YOBE	0	0	0	19
37	ZAMFARA	0	0	0	11
	TOTAL	**470**	**512**	**982**	**6342**

GRAPHICAL REPRESENTATION OF CANDIDATES WITH 5 CREDITS AND ABOVE WITH OR WITHOUT ENGLISH LANGUAGE AND MATHEMATICS IN 2015 NOVEMBER/DECEMBER ANBC/ANTC EXAMINATIONS (ADVANCED)

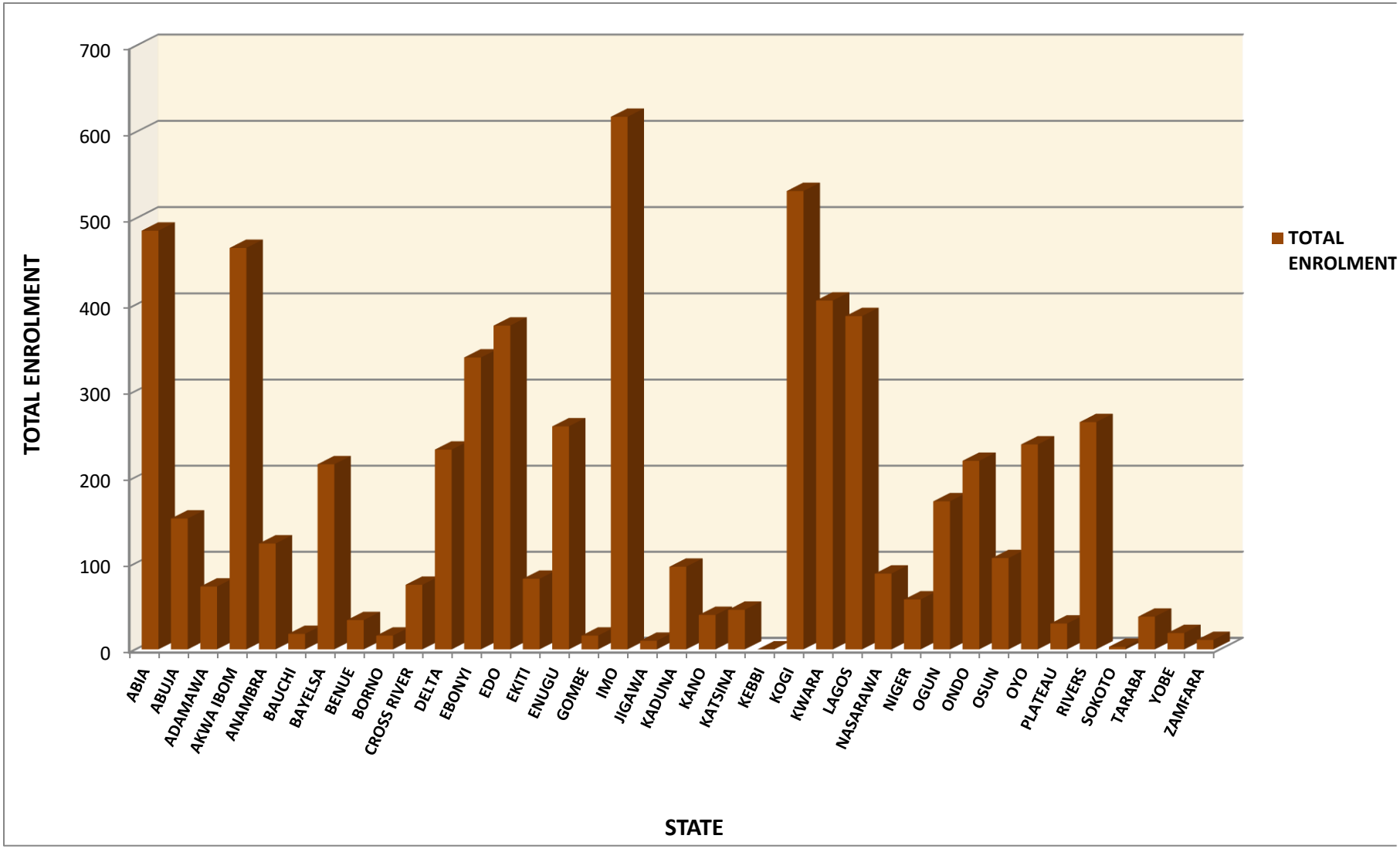

TRADE BY GENDER ENROLMENT STATISTICS FOR 2016 MAY/JUNE NBC/NTC EXAMINATIONS

TRADE CODE	TRADE NAME	GENDER		TOTAL
		FEMALE	MALE	
01O	AGRICULTURAL EQUIPMENT AND IMPLEMENT MECHANIC WORKS	12	186	198
02O	MOTOR VEHICLE MECHANICS WORKS	42	2458	2500
03O	AUTOMOBILE ELECTRICAL WORKS	0	7	7
04O	ELECTRICAL INSTALLATION AND MAINTENANCE WORKS	303	6759	7062
05O	FABRICATION AND WELDING	37	1607	1644
06O	MECHANICAL ENGINEERING CRAFT PRACTICE	32	1215	1247
07O	ELECTRONICS WORKS	71	951	1022
08O	REFRIGERATION AND AIR-CONDITIONING WORKS	11	311	322
09O	VEHICLE BODY BUILDING	1	23	24
11O	INSTRUMENT MECHANICS WORKS	1	60	61
13O	FOUNDRY CRAFT PRACTICE	0	15	15
15O	MARINE ENGINEERING CRAFT	0	15	15
17O	COMPUTER CRAFT STUDIES	479	876	1355
18O	ANIMAL HUSBANDRY	99	183	282
20O	FISHERIES	31	40	71
21O	BLOCKLAYING/BRICKLAYING AND CONCRETING	146	3767	3913
22O	CARPENTRY AND JOINERY	53	1533	1586
23O	FURNITURE MAKING	3	685	688
24O	MACHINE WOOD WORKING	0	65	65
25O	PAINTING AND DECORATING	50	245	295
26O	PLUMBING AND PIPE-FITTING	6	397	403
27O	DRAUGHTMANSHIP CRAFT PRACTICE	3	55	58
31O	COSMETOLOGY	13	6	19
32O	MEN'S GARMENT MAKING	0	46	46
33O	LADIES GARMENT MAKING	312	45	357
34O	CATERING CRAFT PRACTICE	941	109	1050
35O	LEATHER TRADES	5	21	26
36O	PRINTING CRAFT PRACTICE	5	55	60
37O	TEXTILE TRADES	5	6	11
38O	GRAPHIC ARTS	2	39	41
39O	CERAMICS	14	10	24
41O	SECRETARIAL DUTIES	88	44	132
42O	BOOK-KEEPING	5970	7655	13625
43O	SALESMANSHIP	86	446	532
44O	TOURISM	5	5	10
45O	GENERAL EDUCATION	11252	19454	30706
TOTAL		**20078**	**49394**	**69472**

GRAPHICAL REPRESENTATION OF TRADE BY GENDER ENROLMENT STATISTICS FOR 2016 MAY/JUNE NBC/NTC EXAMINATIONS

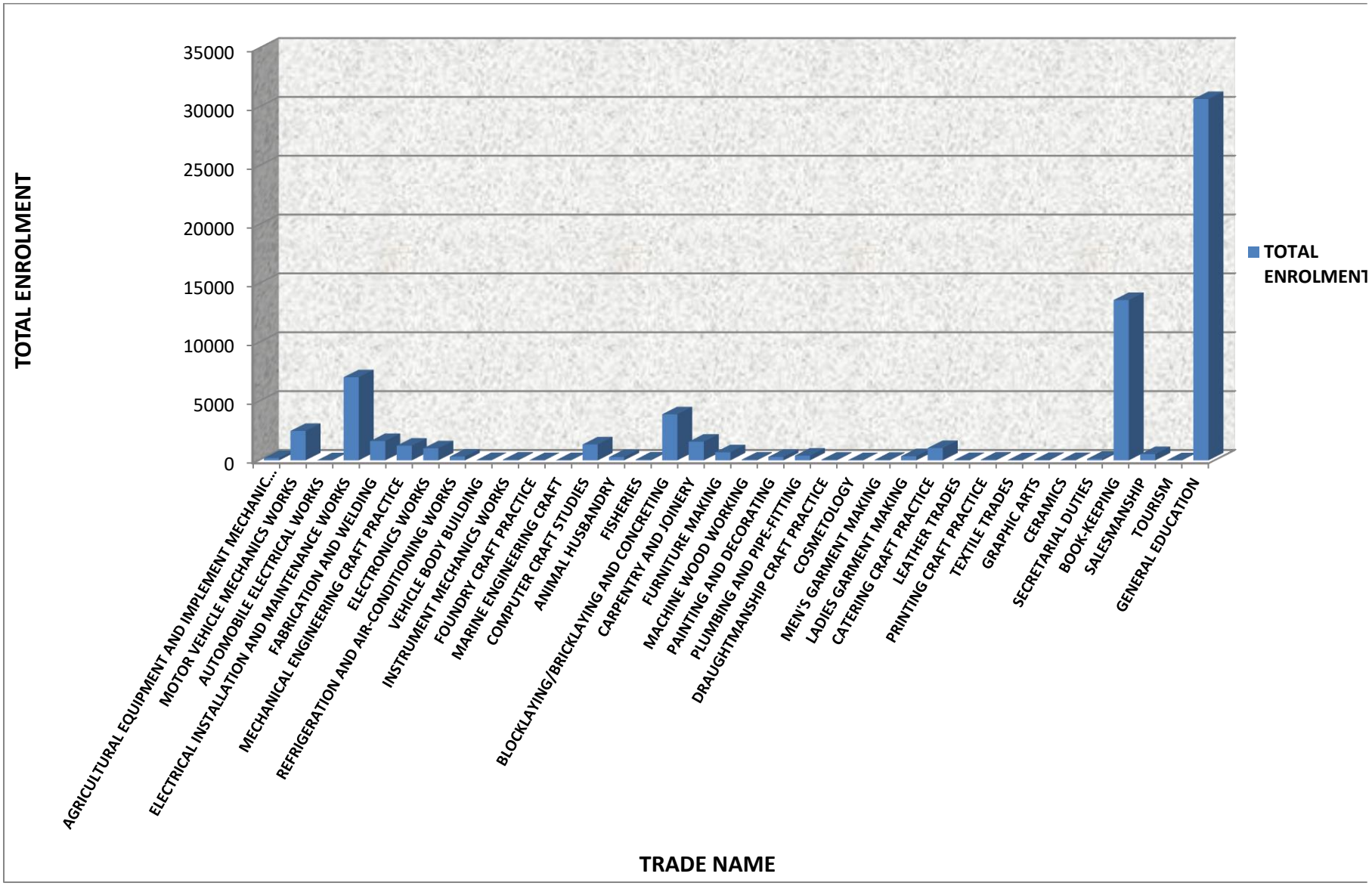

STATE BY GENDER ENROLMENT STATISTICS FOR 2016 MAY/JUNE NBC/NTC EXAMINATIONS

STATE CODE	STATE	GENDER		TOTAL ENROLMENT
		FEMALE	MALE	
01	ABIA	230	240	470
02	ABUJA	1231	1516	2747
03	ADAMAWA	1265	2764	4029
04	AKWA IBOM	362	1188	1550
05	ANAMBRA	539	810	1349
06	BAUCHI	223	1142	1365
07	BAYELSA	7	61	68
08	BENUE	620	1770	2390
09	BORNO	102	176	278
10	CROSS RIVER	263	395	658
11	DELTA	114	310	424
12	EBONYI	96	240	336
13	EDO	354	631	985
14	EKITI	387	619	1006
15	ENUGU	456	896	1352
16	GOMBE	753	1987	2740
17	IMO	410	860	1270
18	JIGAWA	30	1129	1159
19	KADUNA	206	1182	1388
20	KANO	112	1595	1707
21	KATSINA	245	1039	1284
22	KEBBI	127	1038	1165
23	KOGI	892	1611	2503
24	KWARA	2928	3992	6920
25	LAGOS	524	1648	2172
26	NASARAWA	1097	2351	3448
27	NIGER	2208	6471	8679
28	OGUN	425	1115	1540
29	ONDO	747	1362	2109
30	OSUN	842	1715	2557
31	OYO	366	1079	1445
32	PLATEAU	604	1157	1761
33	RIVERS	82	489	571
34	SOKOTO	169	1129	1298
35	TARABA	489	1102	1591
36	YOBE	424	1822	2246
37	ZAMFARA	149	763	912
	TOTAL	**20078**	**49394**	**69472**

GRAPHICAL REPRESENTATION OF STATE BY GENDER ENROLMENT STATISTICS FOR 2016 MAY/JUNE NBC/NTC EXAMINATIONS

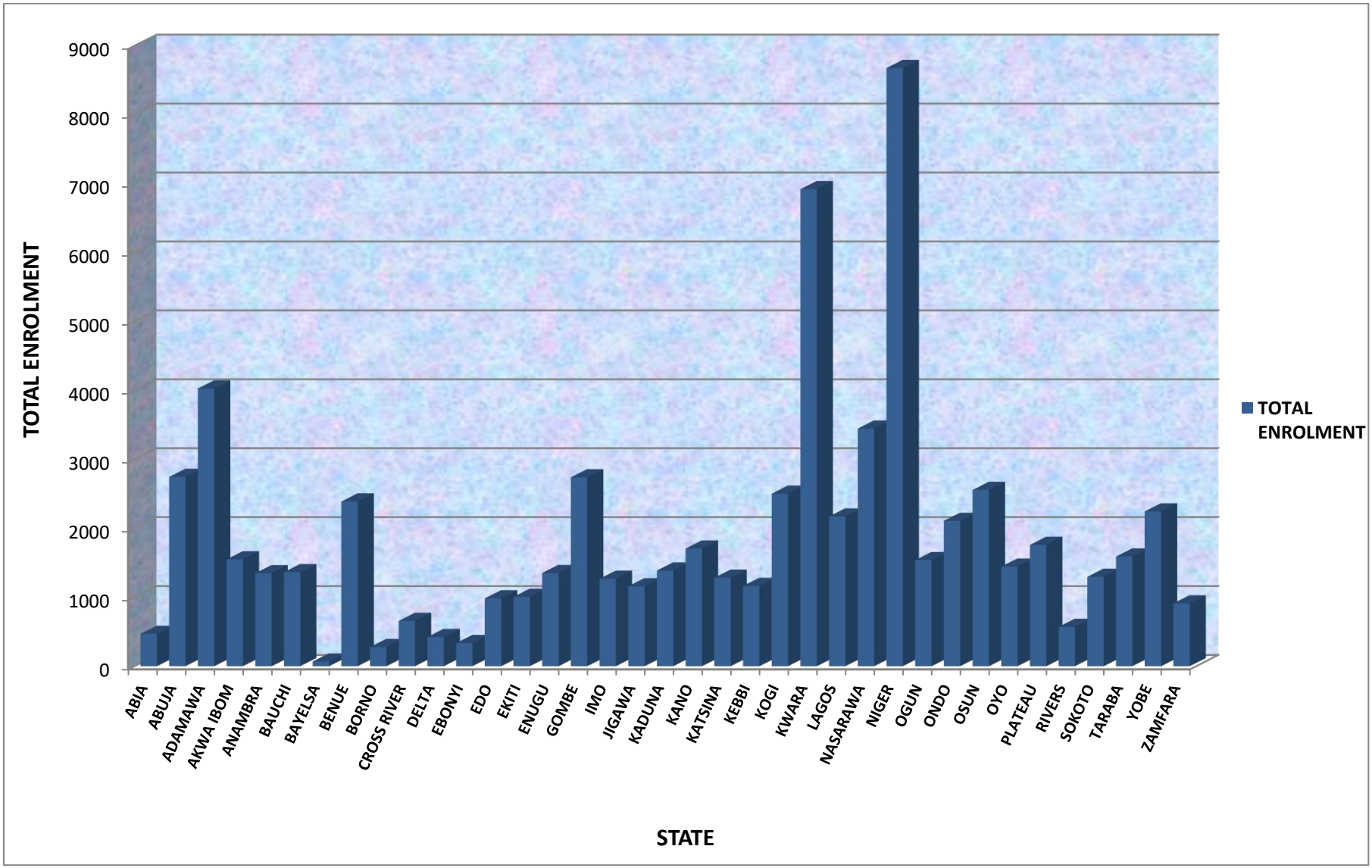

STATISTICS OF CANDIDATES WITH 5 CREDITS AND ABOVE INCLUDING ENGLISH LANGUAGE AND MATHEMATICS IN 2016 MAY/JUNE NBC/NTC EXAMINATIONS

STATE CODE	STATE	GENDER		FIVE CREDITS AND ABOVE	TOTAL ENROLMENT
		FEMALE	MALE		
01	ABIA	152	109	261	470
02	ABUJA	786	880	1666	2747
03	ADAMAWA	731	1508	2239	4029
04	AKWA IBOM	123	536	659	1550
05	ANAMBRA	377	527	904	1349
06	BAUCHI	23	211	234	1365
07	BAYELSA	1	21	22	68
08	BENUE	331	855	1186	2390
09	BORNO	48	81	129	278
10	CROSS RIVER	136	175	311	658
11	DELTA	55	97	152	424
12	EBONYI	58	118	176	336
13	EDO	223	372	595	985
14	EKITI	241	357	598	1006
15	ENUGU	272	457	729	1352
16	GOMBE	347	746	1093	2740
17	IMO	263	528	791	1270
18	JIGAWA	11	392	403	1159
19	KADUNA	63	304	367	1388
20	KANO	32	416	448	1707
21	KATSINA	193	765	958	1284
22	KEBBI	82	635	717	1165
23	KOGI	629	1093	1722	2503
24	KWARA	2247	3045	5292	6920
25	LAGOS	289	941	1230	2172
26	NASARAWA	620	1221	1841	3448
27	NIGER	1522	3657	5179	8679
28	OGUN	167	383	550	1540
29	ONDO	521	913	1434	2109
30	OSUN	610	1095	1705	2557
31	OYO	237	458	695	1445
32	PLATEAU	323	517	840	1761
33	RIVERS	29	190	219	571
34	SOKOTO	38	712	750	1298
35	TARABA	236	481	717	1591
36	YOBE	224	751	975	2246
37	ZAMFARA	77	416	493	912
	TOTAL	**12317**	**25963**	**38280**	**69472**

GRAPHICAL REPRESENTATION OF CANDIDATES WITH 5 CREDITS AND ABOVE INCLUDING ENGLISH LANGUAGE AND MATHEMATICS IN 2016 MAY/JUNE NBC/NTC EXAMINATIONS

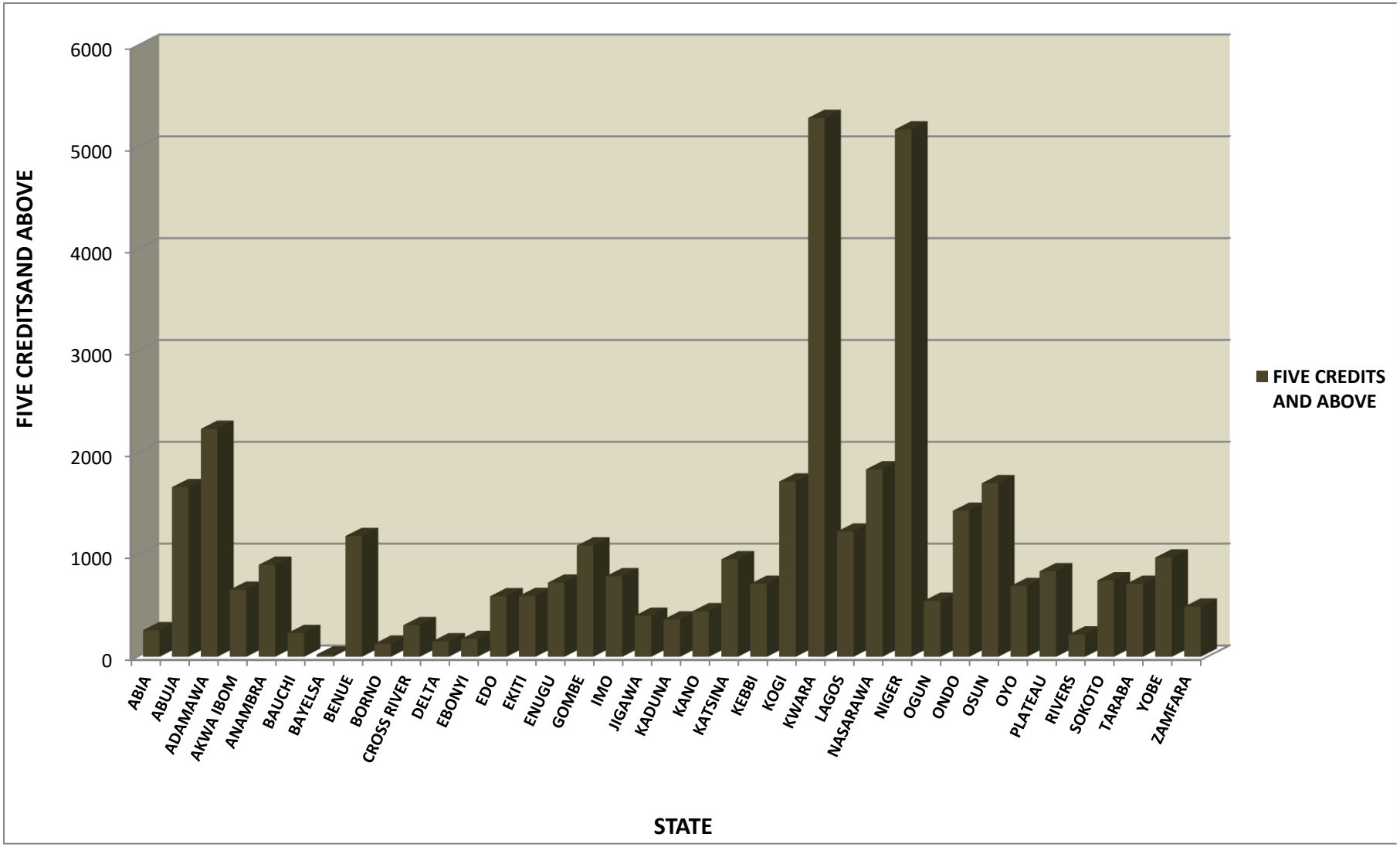

STATISTICS OF CANDIDATES WITH 5 CREDITS AND ABOVE WITH OR WITHOUT ENGLISH LANGUAGE AND MATHEMATICS IN 2016 MAY/JUNE NBC/NTC EXAMINATIONS

STATE CODE	STATE	GENDER		FIVE CREDITS AND ABOVE	TOTAL ENROLMENT
		FEMALE	MALE		
01	ABIA	195	203	398	470
02	ABUJA	1038	1219	2257	2747
03	ADAMAWA	1028	2181	3209	4029
04	AKWA IBOM	246	937	1183	1550
05	ANAMBRA	455	693	1148	1349
06	BAUCHI	116	537	653	1365
07	BAYELSA	5	44	49	68
08	BENUE	519	1366	1885	2390
09	BORNO	68	109	177	278
10	CROSS	227	306	533	658
11	DELTA	67	168	235	424
12	EBONYI	83	166	249	336
13	EDO	296	521	817	985
14	EKITI	331	515	846	1006
15	ENUGU	377	702	1079	1352
16	GOMBE	503	1037	1540	2740
17	IMO	357	725	1082	1270
18	JIGAWA	26	697	723	1159
19	KADUNA	114	682	796	1388
20	KANO	95	904	999	1707
21	KATSINA	234	973	1207	1284
22	KEBBI	104	866	970	1165
23	KOGI	792	1420	2212	2503
24	KWARA	2715	3682	6397	6920
25	LAGOS	437	1392	1829	2172
26	NASARAWA	943	1944	2887	3448
27	NIGER	1963	5170	7133	8679
28	OGUN	241	564	805	1540
29	ONDO	647	1188	1835	2109
30	OSUN	752	1444	2196	2557
31	OYO	300	727	1027	1445
32	PLATEAU	469	750	1219	1761
33	RIVERS	48	330	378	571
34	SOKOTO	140	959	1099	1298
35	TARABA	389	837	1226	1591
36	YOBE	334	1158	1492	2246
37	ZAMFARA	116	599	715	912
	TOTAL	**16770**	**37715**	**54485**	**69472**

GRAPHICAL REPRESENTATION OF CANDIDATES WITH 5 CREDITS AND ABOVE WITH OR WITHOUT ENGLISH LANGUAGE AND MATHEMATICS IN 2016 MAY/JUNE NBC/NTC EXAMINATIONS

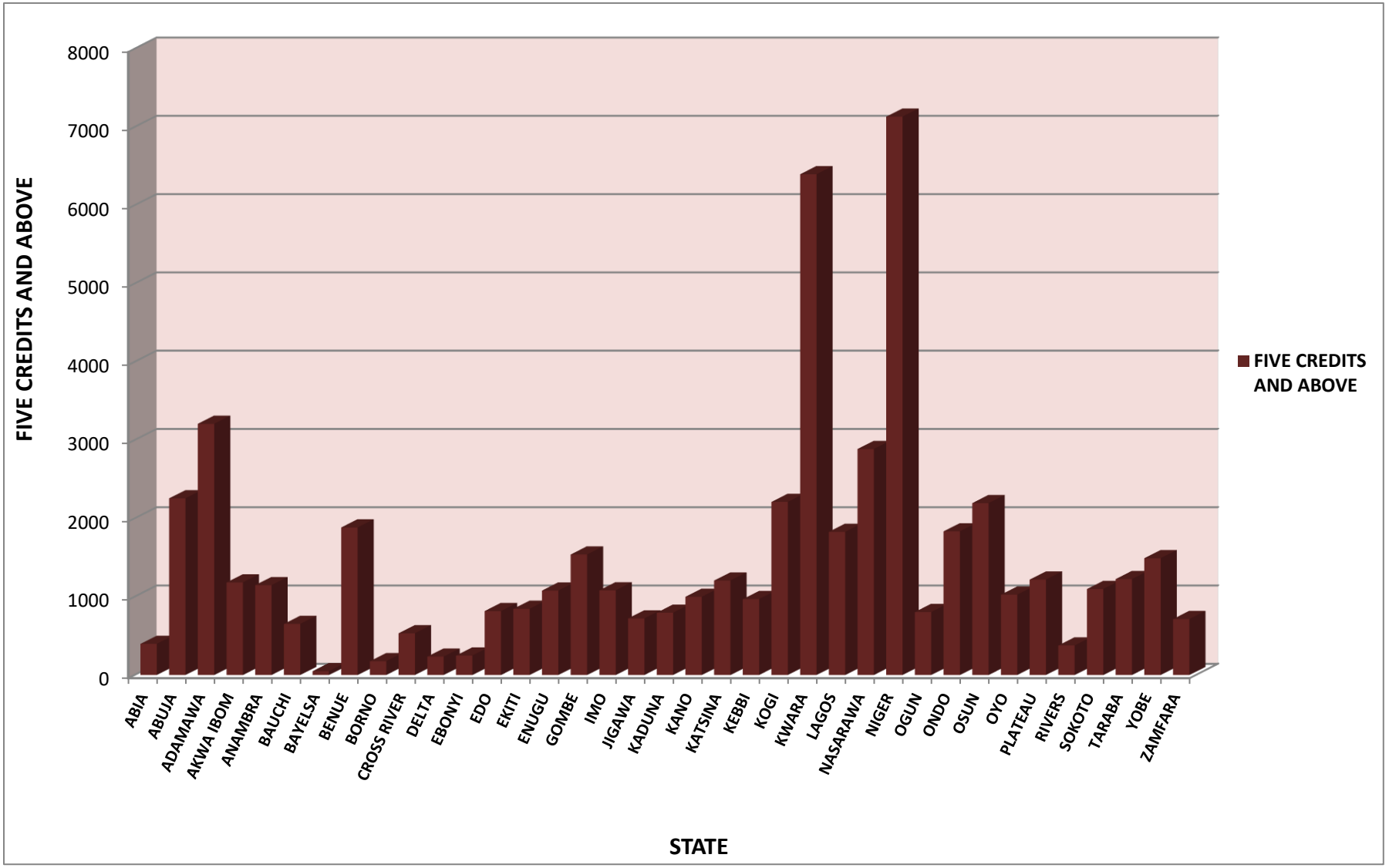

TRADE BY GENDER ENROLMENT STATISTICS FOR 2016 NOVEMBER/DECEMBER NBC/NTC AND ANBC/ANTC EXAMINATIONS

TRADE CODE	TRADE NAME	GENDER			TOTAL
		UNINDICATED	FEMALE	MALE	
01A	AGRICULTURAL EQUIPMENT AND IMPLEMENT MECHANIC WORKS (ADV)	0	3	19	22
01O	AGRICULTURAL EQUIPMENT AND IMPLEMENT MECHANIC WORKS	0	2	11	13
02A	MOTOR VEHICLE MECHANICS WORKS (ADV)	2	3	120	125
02O	MOTOR VEHICLE MECHANICS WORKS	2	2	280	284
03O	AUTOMOBILE ELECTRICAL WORKS	0	0	8	8
04A	ELECTRICAL INSTALLATION AND MAINTENANCE WORKS (ADV)	0	24	392	416
04O	ELECTRICAL INSTALLATION AND MAINTENANCE WORKS	13	30	873	916
05A	FABRICATION AND WELDING (ADV)	1	1	57	59
05O	FABRICATION AND WELDING	2	0	173	175
06A	MECHANICAL ENGINEERING CRAFT PRACTICE (ADV)	2	10	174	186
06O	MECHANICAL ENGINEERING CRAFT PRACTICE	2	4	265	271
07A	ELECTRONIC WORKS (ADV)	1	2	12	15
07O	ELECTRONICS WORKS	0	2	48	50
08A	REFRIGERATION AND AIR-CONDITIONING WORKS (ADV)	0	1	25	26
08O	REFRIGERATION AND AIR-CONDITIONING WORKS	0	1	45	46
09O	VEHICLE BODY BUILDING	0	0	2	2
11O	INSTRUMENT MECHANICS WORKS	0	0	8	8
15A	MARINE ENGINEERING CRAFT (ADV)	2	0	6	8
15O	MARINE ENGINEERING CRAFT	0	0	10	10
16O	SHIP BUILDING CRAFT PRACTICE	0	0	2	2
17A	COMPUTER CRAFT STUDIES (ADV)	1	126	94	221
17O	COMPUTER CRAFT STUDIES	1	19	53	73
18A	ANIMAL HUSBANDRY (ADV)	1	32	30	63
18O	ANIMAL HUSBANDRY	0	47	49	96
20A	FISHERIES (ADV)	0	1	3	4
20O	FISHERIES	0	12	6	18
21A	BLOCKLAYING BRICKLAYING/ AND CONCRETING (ADV)	1	11	155	167
21O	BLOCKLAYING/BRICKLAYING AND CONCRETING	5	13	390	408
22A	CARPENTRY AND JOINERY (ADV)	1	1	42	44
22O	CARPENTRY AND JOINERY	0	0	96	96
23A	FURNITURE MAKING (ADV)	0	0	7	7

23O	FURNITURE MAKING	1	1	26	28
24A	MACHINE WOOD WORKING (ADV)	0	0	3	3
24O	MACHINE WOOD WORKING	0	0	4	4
25A	PAINTING AND DECORATING (ADV)	0	8	15	23
25O	PAINTING AND DECORATING	0	3	26	29
26A	PLUMBING AND PIPE-FITTING (ADV)	1	5	73	79
26O	PLUMBING AND PIPE-FITTING	2	0	59	61
27A	DRAUGHTMANSHIP CRAFT PRACTICE (ADV)	0	1	2	3
27O	DRAUGHTMANSHIP CRAFT PRACTICE	0	0	7	7
31O	COSMETOLOGY	0	2	1	3
32A	MEN'S GARMENT MAKING (ADV)	0	0	4	4
32O	MEN'S GARMENT MAKING	0	0	4	4
33A	LADIES GARMENT MAKING (ADV)	0	6	0	6
33O	LADIES GARMENT MAKING	0	9	0	9
34A	CATERING CRAFT PRACTICE (ADV)	1	89	12	102
34O	CATERING CRAFT PRACTICE	0	77	9	86
35O	LEATHER TRADES	0	2	1	3
36A	PRINTING CRAFT PRACTICE (ADV)	0	2	9	11
36O	PRINTING CRAFT PRACTICE	0	0	5	5
37A	TEXTILE TRADES (ADV)	0	2	1	3
37O	TEXTILE TRADES	0	1	0	1
38A	GRAPHIC ARTS (ADV)	0	2	2	4
38O	GRAPHIC ARTS	0	7	13	20
39O	CERAMICS	0	1	4	5
40A	PHOTOGRAPHIC PRACTICE (ADV)	0	0	3	3
41A	SECRETARIAL DUTIES (ADV)	7	182	22	211
41O	SECRETARIAL DUTIES	1	33	36	70
42A	FINANCIAL MANAGEMENT (ADV)	18	868	915	1801
42O	BOOK-KEEPING	300	5691	7771	13762
43A	SALESMANSHIP (ADV)	0	18	37	55
43O	SALESMANSHIP	3	28	69	100
44A	TOURISM (ADV)	0	13	15	28
44O	TOURISM	0	13	10	23
45A	GENERAL EDUCATION (ADV)	8	65	102	175
45O	GENERAL EDUCATION	476	10462	18342	29280
TOTAL		**855**	**17938**	**31057**	**49850**

GRAPHICAL REPRESENTATION OF TRADE BY GENDER ENROLMENT STATISTICS FOR 2016 NOVEMBER/DECEMBER NBC/NTC AND ANBC/ANTC EXAMINATIONS

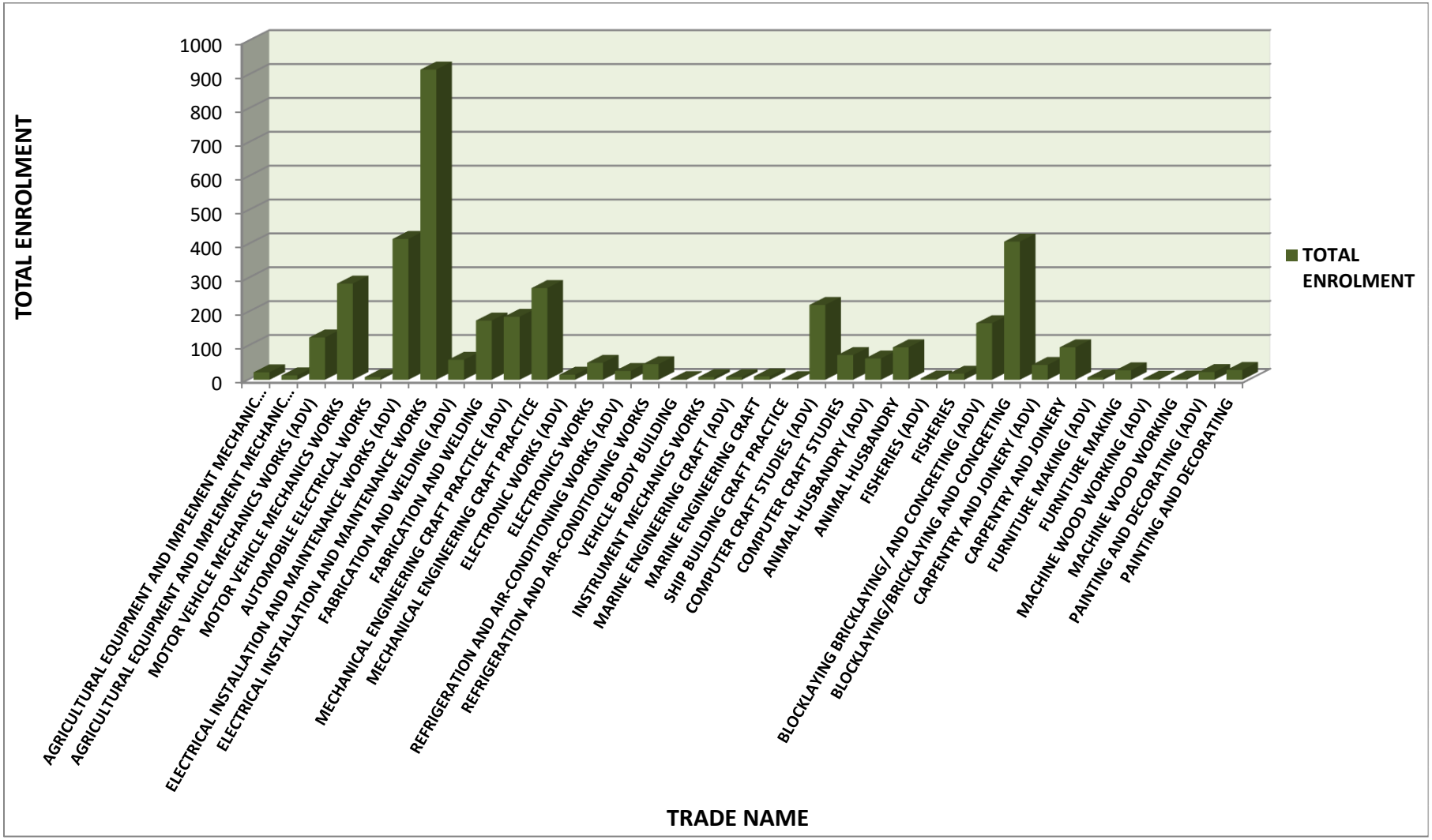

GRAPHICAL REPRESENTATION OF TRADE BY GENDER ENROLMENT STATISTICS FOR 2016 NOVEMBER/DECEMBER NBC/NTC AND ANBC/ANTC EXAMINATIONS (CONTINUED)

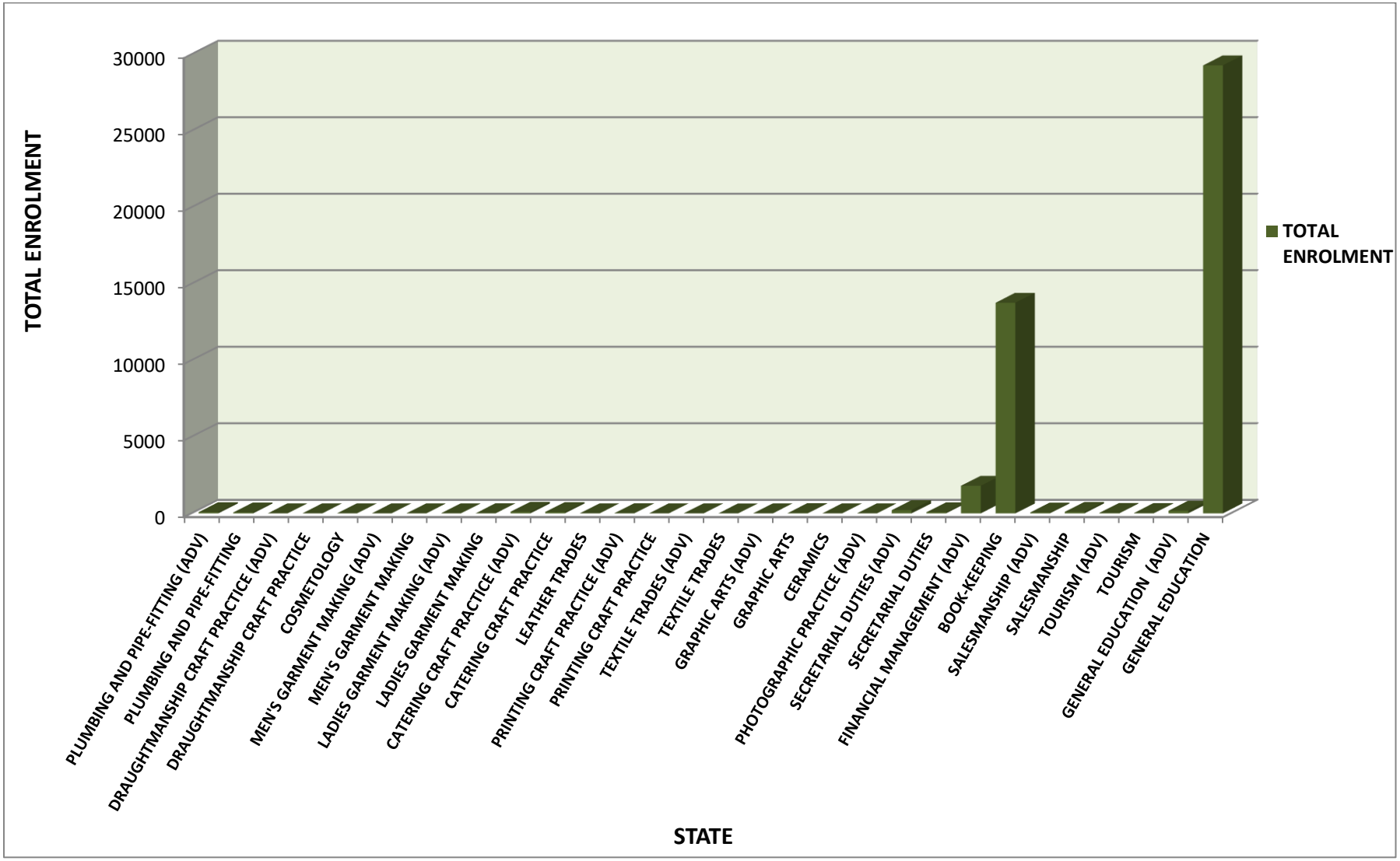

STATE BY GENDER ENROLMENT STATISTICS FOR 2016 NOVEMBER/DECEMBER NBC/NTC AND ANBC/ANTC EXAMINATIONS

STATE CODE	STATE	GENDER			TOTAL ENROLMENT
		UNINDICATED GENDER	FEMALE	MALE	
01	ABIA	22	408	299	729
02	ABUJA	105	1318	1429	2852
03	ADAMAWA	76	788	1599	2463
04	AKWA IBOM	11	239	395	645
05	ANAMBRA	10	470	310	790
06	BAUCHI	6	76	288	370
07	BAYELSA	0	33	59	92
08	BENUE	17	342	849	1208
09	BORNO	2	98	212	312
10	CROSS RIVER	15	362	634	1011
11	DELTA	6	386	561	953
12	EBONYI	2	243	235	480
13	EDO	23	497	674	1194
14	EKITI	21	421	516	958
15	ENUGU	4	384	427	815
16	GOMBE	12	236	805	1053
17	IMO	17	510	369	896
18	JIGAWA	6	39	201	246
19	KADUNA	0	61	266	327
20	KANO	12	56	232	300
21	KATSINA	16	317	1479	1812
22	KEBBI	6	132	296	434
23	KOGI	58	1019	1815	2892
24	KWARA	94	2840	3547	6481
25	LAGOS	18	191	666	875
26	NASARAWA	39	1055	1891	2985
27	NIGER	46	1734	3435	5215
28	OGUN	4	139	351	494
29	ONDO	41	682	931	1654
30	OSUN	17	679	1054	1750
31	OYO	7	379	726	1112
32	PLATEAU	54	818	1495	2367
33	RIVERS	4	72	169	245
34	SOKOTO	15	125	591	731
35	TARABA	47	481	1146	1674
36	YOBE	17	220	702	939
37	ZAMFARA	5	88	403	496
	TOTAL	**855**	**17938**	**31057**	**49850**

STATE BY GENDER ENROLMENT STATISTICS FOR 2016 NOVEMBER/DECEMBER NBC/NTC AND ANBC/ANTC EXAMINATIONS

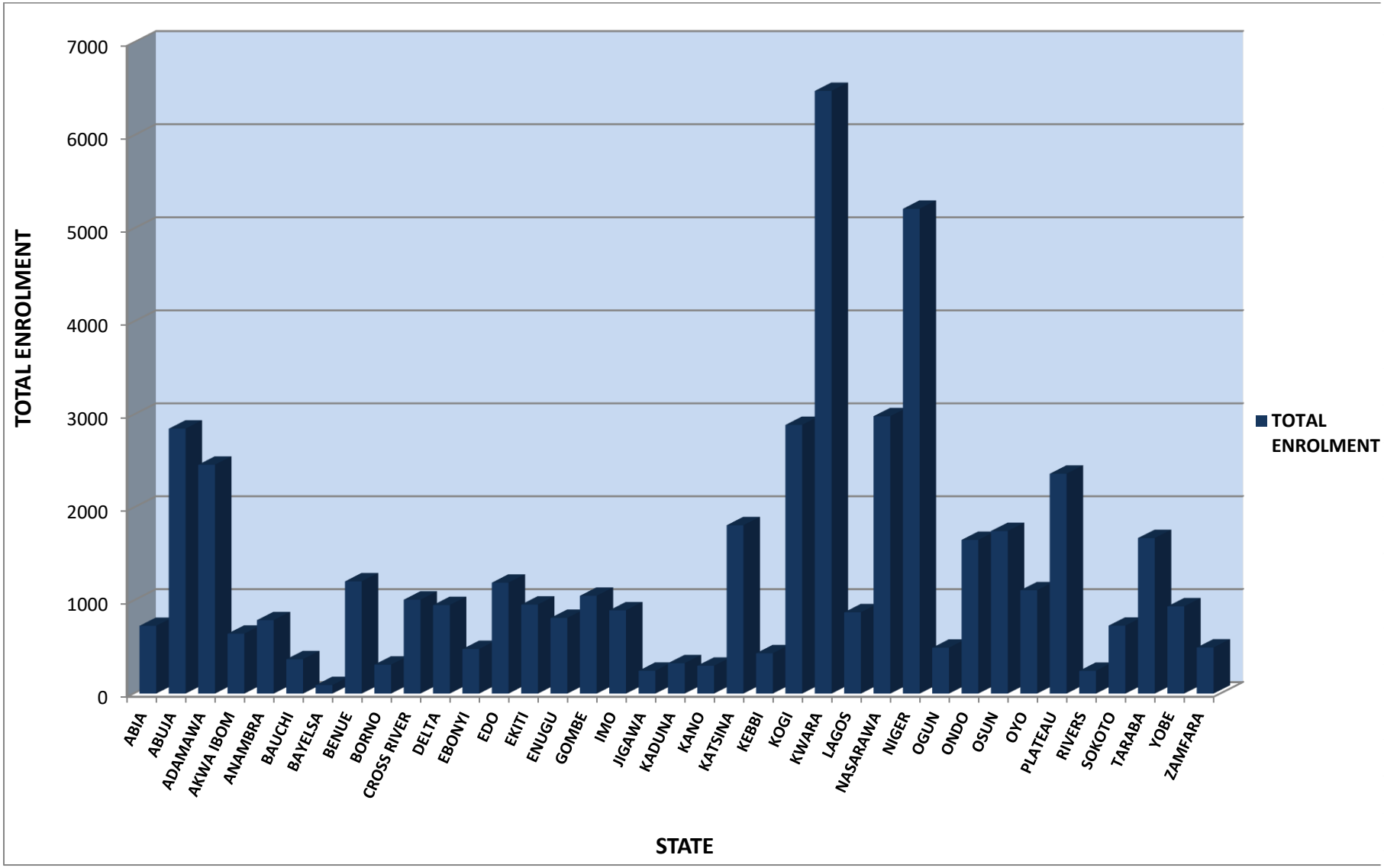

STATISTICS OF CANDIDATES WITH 5 CREDITS AND ABOVE INCLUDING ENGLISH LANGUAGE AND MATHEMATICS IN 2016 NOVEMBER/DECEMBER NBC/NTC EXAMINATIONS (O'LEVEL)

STATE CODE	STATE	GENDER			FIVE CREDITS AND ABOVE	TOTAL ENROLMENT
		UNINDICATED	FEMALE	MALE		
01	ABIA	5	128	85	218	497
02	ABUJA	37	579	589	1205	2750
03	ADAMAWA	20	372	643	1035	2425
04	AKWA IBOM	4	41	80	125	348
05	ANAMBRA	3	203	133	339	712
06	BAUCHI	0	28	74	102	360
07	BAYELSA	0	5	2	7	43
08	BENUE	4	187	404	595	1191
09	BORNO	0	21	28	49	297
10	CROSS RIVER	4	121	173	298	928
11	DELTA	2	125	155	282	799
12	EBONYI	1	48	53	102	221
13	EDO	4	156	194	354	888
14	EKITI	5	185	204	394	909
15	ENUGU	1	111	118	230	586
16	GOMBE	3	75	228	306	1041
17	IMO	5	157	112	274	668
18	JIGAWA	0	16	73	89	243
19	KADUNA	0	16	70	86	256
20	KANO	4	31	102	137	287
21	KATSINA	3	139	536	678	1797
22	KEBBI	1	74	152	227	434
23	KOGI	26	476	735	1237	2636
24	KWARA	49	1604	1937	3590	6227
25	LAGOS	6	59	230	295	602
26	NASARAWA	14	496	783	1293	2934
27	NIGER	18	775	1344	2137	5176
28	OGUN	1	36	126	163	392
29	ONDO	20	336	435	791	1465
30	OSUN	10	440	671	1121	1663
31	OYO	3	195	304	502	977
32	PLATEAU	11	313	530	854	2349
33	RIVERS	0	5	7	12	83
34	SOKOTO	5	68	306	379	725
35	TARABA	24	235	554	813	1649
36	YOBE	5	105	323	433	927
37	ZAMFARA	0	26	78	104	491
	TOTAL	**298**	**7987**	**12571**	**20856**	**45976**

GRAPHICAL REPRESENTATION OF CANDIDATES WITH 5 CREDITS AND ABOVE INCLUDING ENGLISH LANGUAGE AND MATHEMATICS IN 2016 NOVEMBER/DECEMBER NBC/NTC EXAMINATIONS (O'LEVEL)

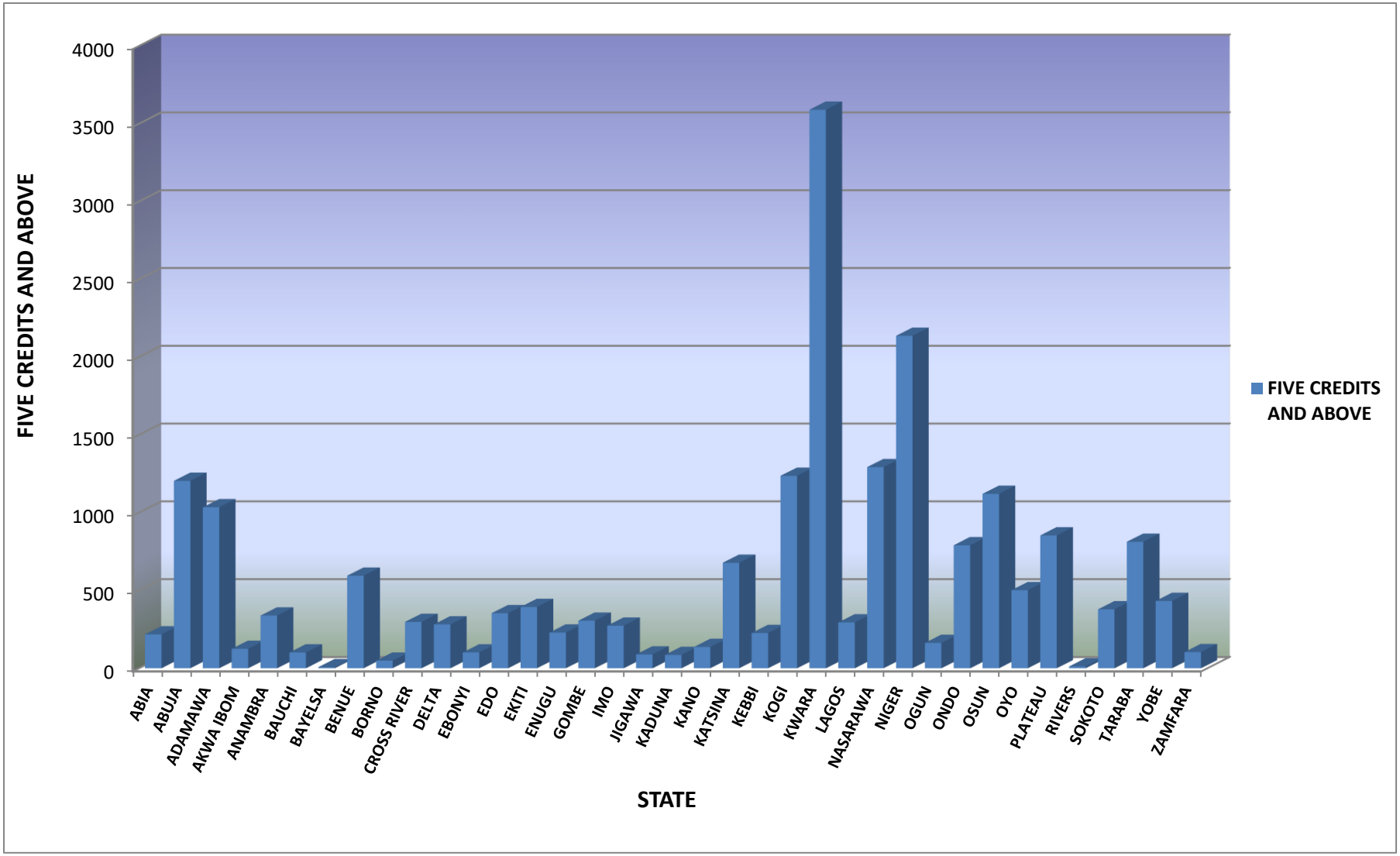

STATISTICS OF CANDIDATES WITH 5 CREDITS AND ABOVE WITH OR WITHOUT ENGLISH LANGUAGE AND MATHEMATICS IN 2016 NOVEMBER/DECEMBER NBC/NTC EXAMINATIONS (O'LEVEL)

STATE CODE	STATE	GENDER			FIVE CREDITS AND ABOVE	TOTAL ENROLMENT
		UNINDICATED	FEMALE	MALE		
01	ABIA	8	172	127	307	497
02	ABUJA	62	879	887	1828	2750
03	ADAMAWA	30	515	961	1506	2425
04	AKWA IBOM	6	72	142	220	348
05	ANAMBRA	4	278	168	450	712
06	BAUCHI	0	36	108	144	360
07	BAYELSA	0	9	8	17	43
08	BENUE	6	242	556	804	1191
09	BORNO	0	38	70	108	297
10	CROSS RIVER	10	283	463	756	928
11	DELTA	4	168	272	444	799
12	EBONYI	1	71	83	155	221
13	EDO	6	215	248	469	888
14	EKITI	6	267	292	565	909
15	ENUGU	2	154	153	309	586
16	GOMBE	4	117	367	488	1041
17	IMO	7	219	153	379	668
18	JIGAWA	2	24	115	141	243
19	KADUNA	0	29	102	131	256
20	KANO	6	40	143	189	287
21	KATSINA	7	212	893	1112	1797
22	KEBBI	3	99	216	318	434
23	KOGI	30	722	1127	1879	2636
24	KWARA	64	2240	2774	5078	6227
25	LAGOS	8	76	300	384	602
26	NASARAWA	28	728	1207	1963	2934
27	NIGER	25	1317	2518	3860	5176
28	OGUN	2	52	163	217	392
29	ONDO	29	493	623	1145	1465
30	OSUN	11	552	839	1402	1663
31	OYO	4	232	409	645	977
32	PLATEAU	25	542	934	1501	2349
33	RIVERS	0	6	24	30	83
34	SOKOTO	7	79	378	464	725
35	TARABA	32	358	810	1200	1649
36	YOBE	8	157	499	664	927
37	ZAMFARA	2	45	243	290	491
	TOTAL	**449**	**11738**	**19375**	**31562**	**45976**

STATISTICS OF CANDIDATES WITH 5 CREDITS AND ABOVE WITH OR WITHOUT ENGLISH LANGUAGE AND MATHEMATICS IN 2016 NOVEMBER/DECEMBER NBC/NTC EXAMINATIONS (O'LEVEL)

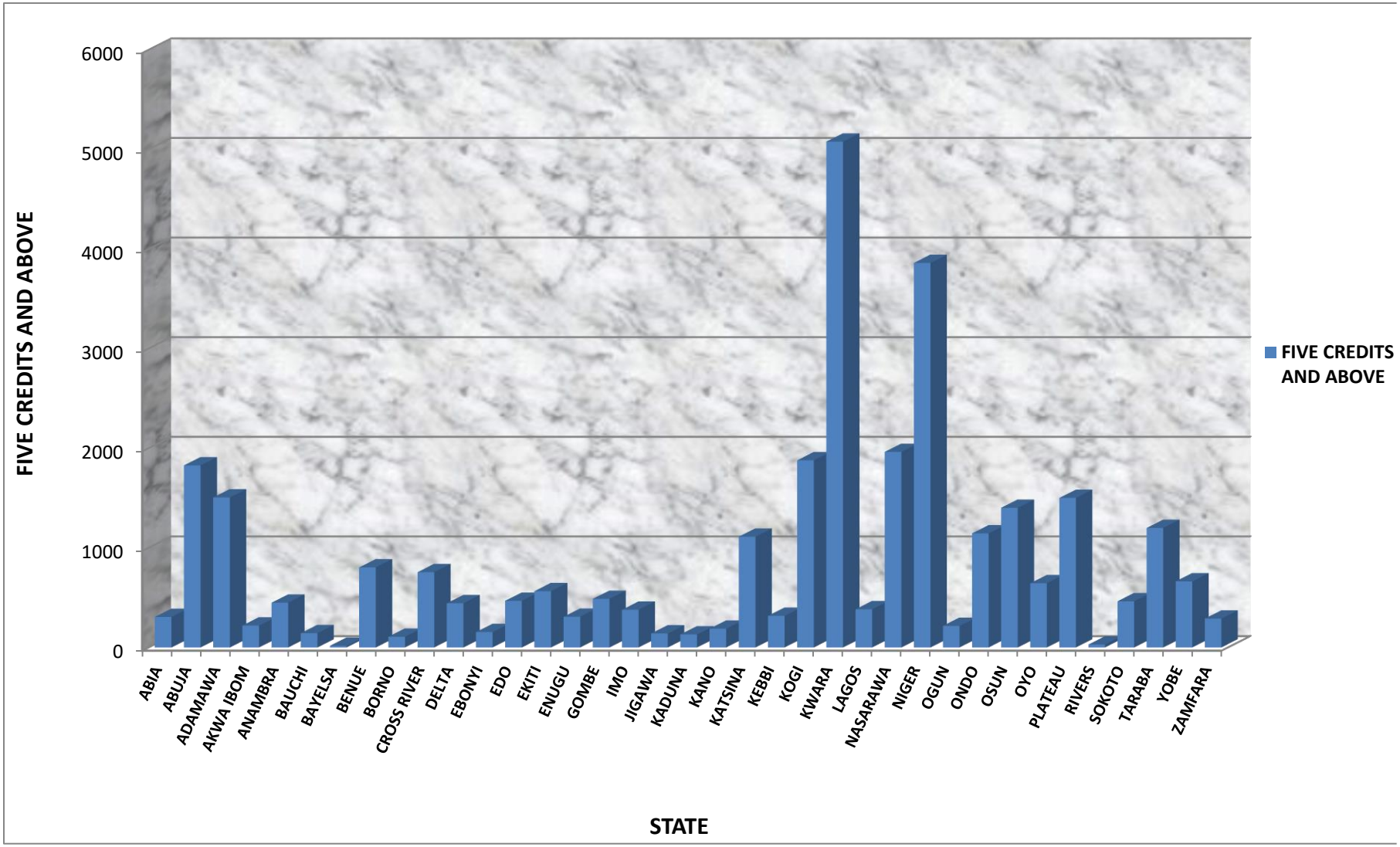

STATISTICS OF CANDIDATES WITH 5 CREDITS AND ABOVE INCLUDING ENGLISH LANGUAGE AND MATHEMATICS IN 2016 NOVEMBER/DECEMBER ANBC/ANTC EXAMINATIONS (ADVANCED)

STATE CODE	STATE	GENDER			FIVE CREDITS AND ABOVE	TOTAL ENROLMENT
		UNINDICATED	FEMALE	MALE		
01	ABIA	1	38	18	57	232
02	ABUJA	0	8	4	12	102
03	ADAMAWA	0	0		0	38
04	AKWA IBOM	1	18	10	29	297
05	ANAMBRA	0	2	3	5	78
06	BAUCHI	0	0	1	1	10
07	BAYELSA	0	3	1	4	49
08	BENUE	0	0	3	3	17
09	BORNO	0	0	0	0	15
10	CROSS RIVER	0	0	0	0	83
11	DELTA	0	6	8	14	154
12	EBONYI	0	1	3	4	259
13	EDO	0	4	7	11	306
14	EKITI	0	1	2	3	49
15	ENUGU	0	1	1	2	229
16	GOMBE	0	12	7	19	12
17	IMO	0	6	8	14	228
18	JIGAWA	0	0	0	0	3
19	KADUNA	0	0	3	3	71
20	KANO	0	0	0	0	13
21	KATSINA	0	0	6	6	15
22	KEBBI	0	0	0	0	0
23	KOGI	0	2	1	3	256
24	KWARA	3	27	30	60	254
25	LAGOS	0	6	45	51	273
26	NASARAWA	0	1	0	1	51
27	NIGER	0	0	1	1	39
28	OGUN	0	1	3	4	102
29	ONDO	0	4	11	15	189
30	OSUN	0	1	14	15	87
31	OYO	0	8	11	19	135
32	PLATEAU	0	3	0	3	18
33	RIVERS	0	8	9	17	162
34	SOKOTO	0	0	0	0	6
35	TARABA	0	0	0	0	25
36	YOBE	0	0	0	0	12
37	ZAMFARA	0	0	2	2	5
	TOTAL	**5**	**155**	**204**	**364**	**3874**

GRAPHICAL REPRESENTATION OF CANDIDATES WITH 5 CREDITS AND ABOVE INCLUDING ENGLISH LANGUAGE AND MATHEMATICS IN 2016 NOVEMBER/DECEMBER ANBC/ANTC EXAMINATIONS (ADVANCED)

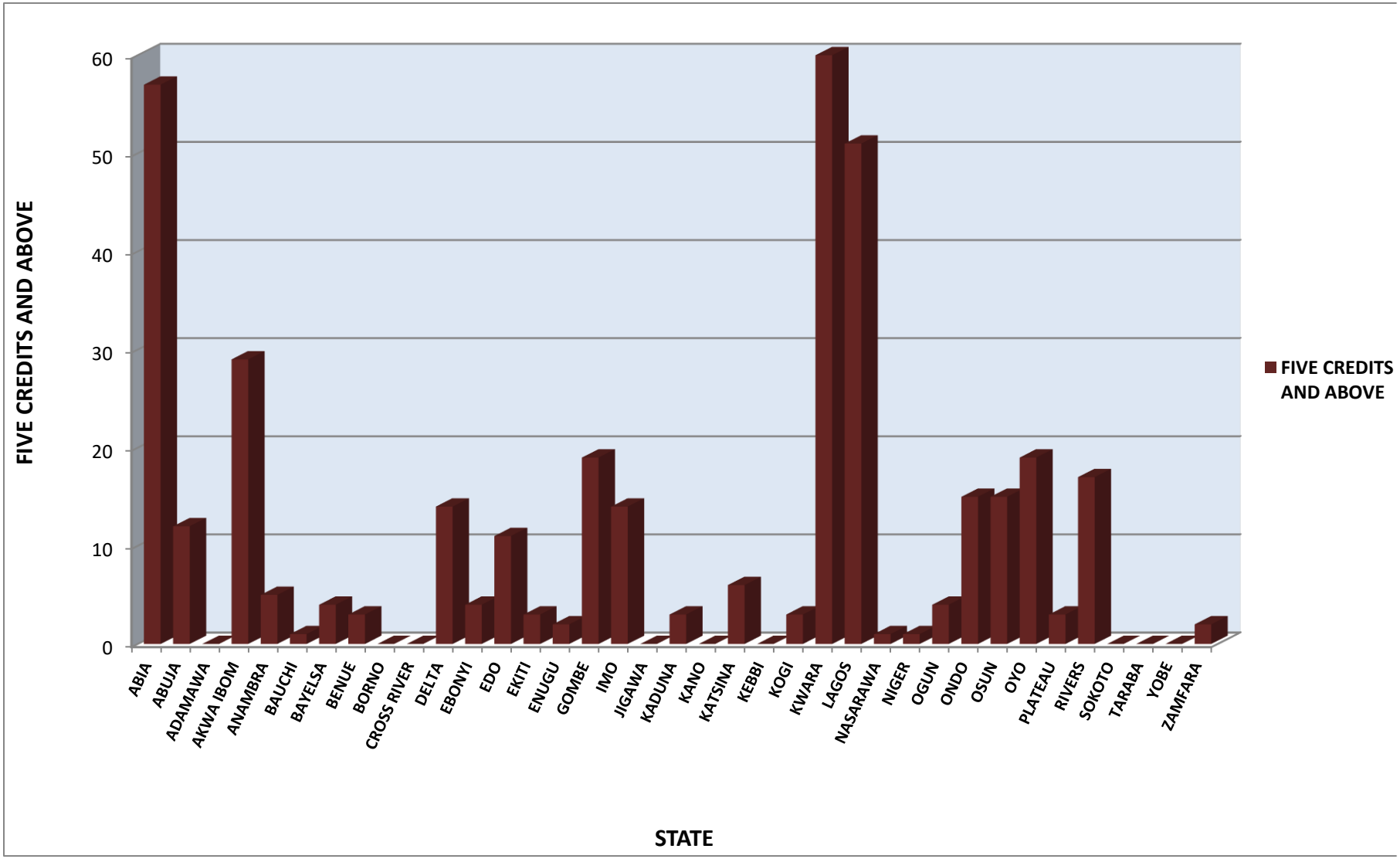

STATISTICS OF CANDIDATES WITH 5 CREDITS AND ABOVE WITH OR WITHOUT ENGLISH LANGUAGE AND MATHEMATICS IN 2016 NOVEMBER/DECEMBER NBC/NTC EXAMINATIONS (ADVANCED)

STATE CODE	STATE	GENDER			FIVE CREDITS AND ABOVE	TOTAL ENROLMENT
		UNINDICATED	FEMALE	MALE		
01	ABIA	1	55	30	86	232
02	ABUJA	0	10	6	16	102
03	ADAMAWA	0	0	0	0	38
04	AKWA IBOM	1	26	16	43	297
05	ANAMBRA	0	2	6	8	78
06	BAUCHI	0	0	1	1	10
07	BAYELSA	0	3	2	5	49
08	BENUE	0	0	3	3	17
09	BORNO	0	0	0	0	15
10	CROSS RIVER	0	0	2	2	83
11	DELTA	0	8	11	19	154
12	EBONYI	0	2	6	8	259
13	EDO	0	10	13	23	306
14	EKITI	1	3	2	6	49
15	ENUGU	0	7	4	11	229
16	GOMBE	0	0	2	2	12
17	IMO	0	18	11	29	228
18	JIGAWA	0	0	0	0	3
19	KADUNA	0	0	3	3	71
20	KANO	0	0	0	0	13
21	KATSINA	0	0	6	6	15
22	KEBBI	0	0	0	0	0
23	KOGI	0	3	2	5	256
24	KWARA	4	31	38	73	254
25	LAGOS	0	10	48	58	273
26	NASARAWA	0	1	1	2	51
27	NIGER	0	1	2	3	39
28	OGUN	0	1	4	5	102
29	ONDO	1	12	18	31	189
30	OSUN	0	8	15	23	87
31	OYO	0	10	17	27	135
32	PLATEAU	0	3	0	3	18
33	RIVERS	0	12	14	26	162
34	SOKOTO	0	0	0	0	6
35	TARABA	0	1	0	1	25
36	YOBE	0	0	0	0	12
37	ZAMFARA	0	0	2	2	5
	TOTAL	**8**	**237**	**285**	**530**	**3874**

GRAPHICAL REPRESENTATION OF CANDIDATES WITH 5 CREDITS AND ABOVE WITH OR WITHOUT ENGLISH LANGUAGE AND MATHEMATICS IN 2016 NOVEMBER/DECEMBER NBC/NTC EXAMINATIONS (ADVANCED)

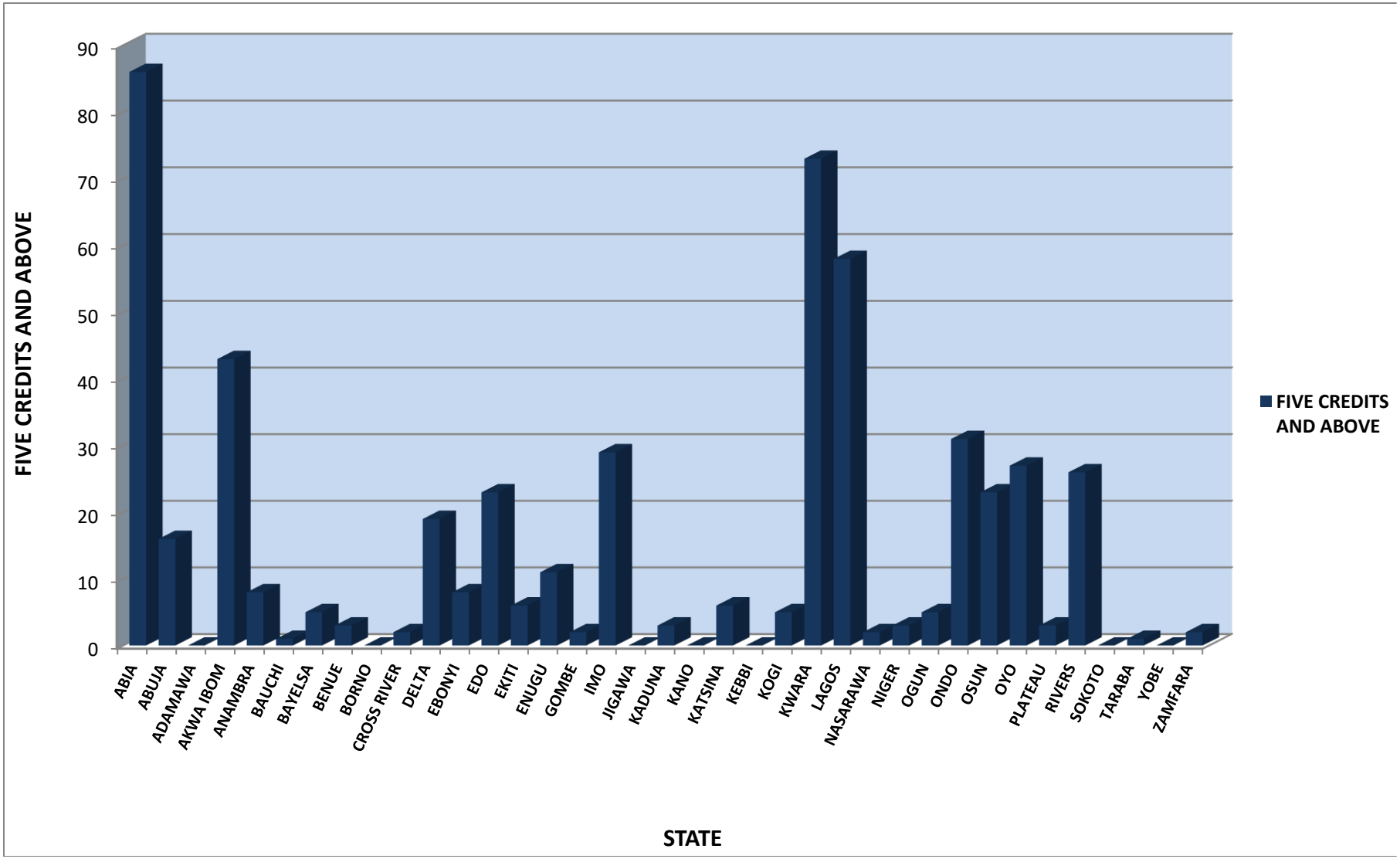

TRADE BY GENDER ENROLMENT STATISTICS FOR 2017 MAY/JUNE NBC/NTC EXAMINATIONS

TRADE CODE	TRADE NAME	GENDER			TOTAL
		UNINDICATED	FEMALE	MALE	
01O	AGRIC. EQUIPMENT & IMPLEMENT MECH. WORKS	0	17	155	172
02O	MOTOR VEHICLE MECHANICS WORKS	10	27	2342	2379
03O	AUTOMOBILE ELECTRICAL WORKS	0	1	6	7
04O	ELECTRICAL INTSTALL. & MAINTENANCE WORKS	25	254	6524	6803
05O	FABRICATION AND WELDING	0	23	1488	1511
06O	MECHANICAL ENGINEERING CRAFT PRACTICE	1	25	1289	1315
07O	ELECTRONICS WORKS	0	109	900	1009
08O	REFRIGERATION AND AIR-CONDITIONING WORKS	1	4	241	246
09O	VEHICLE BODY BUILDING	0	0	15	15
11O	INSTRUMENT MECHANICS WORKS	0	3	72	75
12O	APPLIANCE MAINTENANCE AND REPAIRS	1	0	1	2
13O	FOUNDRY CRAFT PRACTICE	0	0	13	13
15O	MARINE ENGINEERING CRAFT	0	0	12	12
17O	COMPUTER CRAFT STUDIES	0	492	877	1369
18O	ANIMAL HUSBANDRY	9	110	153	272
20O	FISHERIES	5	15	18	38
21O	BLOCKLAYING/BRICKLAYING AND CONCRETING	2	118	3564	3684
22O	CARPENTRY AND JOINERY	2	18	1439	1459
23O	FURNITURE MAKING	0	1	608	609
24O	MACHINE WOOD WORKING	0	0	57	57
25O	PAINTING AND DECORATING	0	56	217	273
26O	PLUMBING AND PIPE-FITTING	0	8	366	374
27O	DRAUGHTMANSHIP CRAFT PRACTICE	0	12	96	108
31O	COSMETOLOGY	0	14	4	18
32O	MEN'S GARMENT MAKING	0	0	55	55
33O	LADIES GARMENT MAKING	0	400	65	465
34O	CATERING CRAFT PRACTICE	2	1023	92	1117
35O	LEATHER TRADES	0	0	13	13
36O	PRINTING CRAFT PRACTICE	0	22	45	67
37O	TEXTILE TRADES	0	1	0	1
38O	GRAPHIC ARTS	0	10	79	89
39O	CERAMICS	0	8	9	17
41O	SECRETARIAL DUTIES	0	99	88	187
42O	BOOK-KEEPING	49	3916	4369	8334
43O	SALESMANSHIP	0	67	65	132
44O	TOURISM	3	20	13	36
45O	GENERAL EDUCATION	202	9095	16818	26115
TOTAL		**312**	**15968**	**42168**	**58448**

GRAPHICAL REPRESENTATION OF TRADE BY GENDER ENROLMENT STATISTICS FOR 2017 MAY/JUNE NBC/NTC EXAMINATIONS

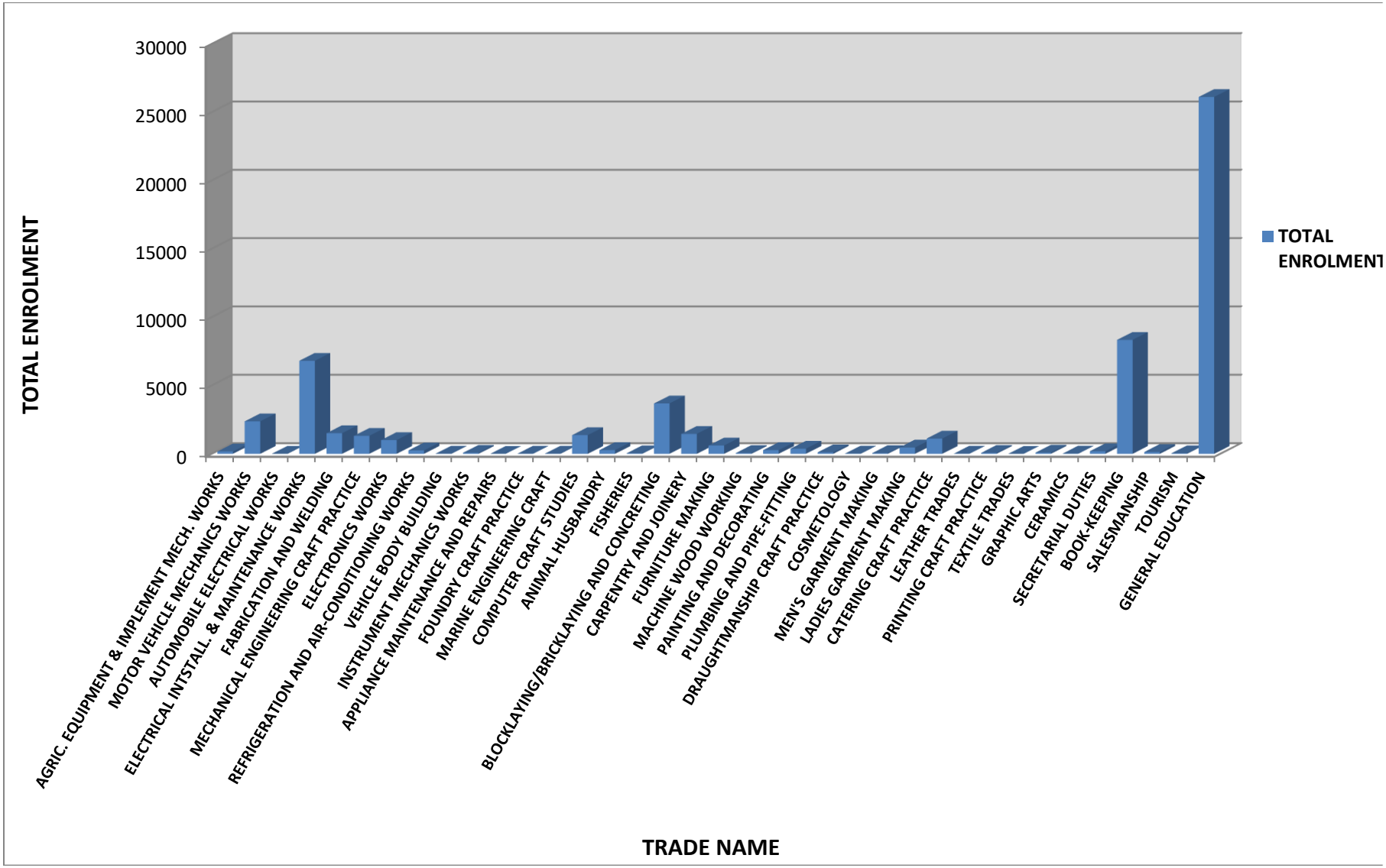

STATE BY GENDER ENROLMENT STATISTICS FOR 2017 MAY/JUNE NBC/NTC EXAMINATIONS

STATE CODE	STATE	GENDER			TOTAL ENROLMENT
		UNINDICATED	FEMALE	MALE	
01	ABIA	26	163	245	434
02	ABUJA	101	774	1107	1982
03	ADAMAWA	103	718	1483	2304
04	AKWA IBOM	68	222	1207	1497
05	ANAMBRA	49	421	741	1211
06	BAUCHI	30	181	1018	1229
07	BAYELSA	0	15	37	52
08	BENUE	552	527	1844	2923
09	BORNO	9	100	225	334
10	CROSS RIVER	63	423	603	1089
11	DELTA	30	105	303	438
12	EBONYI	4	64	151	219
13	EDO	20	194	419	633
14	EKITI	32	197	392	621
15	ENUGU	32	512	902	1446
16	GOMBE	187	836	1766	2789
17	IMO	66	202	741	1009
18	JIGAWA	32	124	1582	1738
19	KADUNA	14	126	899	1039
20	KANO	24	142	2053	2219
21	KATSINA	16	183	887	1086
22	KEBBI	25	93	763	881
23	KOGI	113	531	972	1616
24	KWARA	254	2237	3054	5545
25	LAGOS	25	494	1566	2085
26	NASARAWA	86	550	1522	2158
27	NIGER	247	1740	4716	6703
28	OGUN	83	316	970	1369
29	ONDO	82	435	880	1397
30	OSUN	62	538	1225	1825
31	OYO	18	305	863	1186
32	PLATEAU	66	615	1309	1990
33	RIVERS	9	66	446	521
34	SOKOTO	43	144	755	942
35	TARABA	45	352	660	1057
36	YOBE	48	433	1689	2170
37	ZAMFARA	16	76	619	711
	TOTAL	**2680**	**15154**	**40614**	**58448**

GRAPHICAL REPRESENTATION OF STATE BY GENDER ENROLMENT STATISTICS FOR 2017 MAY/JUNE NBC/NTC EXAMINATION

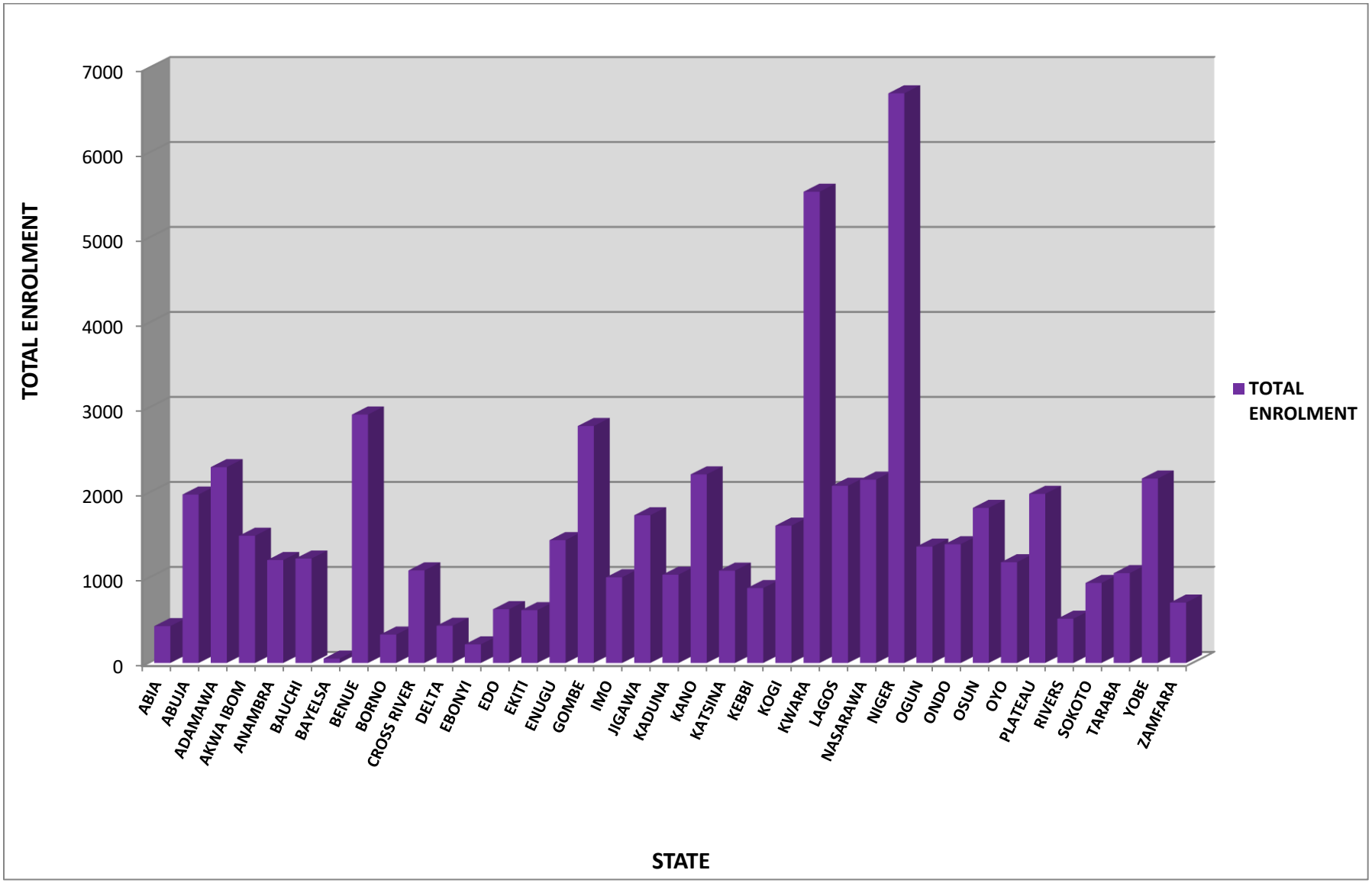

STATISTICS OF CANDIDATES WITH 5 CREDITS AND ABOVE INCLUDING ENGLISH LANGUAGE AND MATHEMATICS IN 2017 MAY/JUNE NBC/NTC EXAMINATIONS

STATE CODE	STATE	GENDER			FIVE CREDITS AND ABOVE	TOTAL ENROLMENT
		UNINDICATED	FEMALE	MALE		
01	ABIA	0	94	160	254	434
02	ABUJA	0	530	675	1205	1982
03	ADAMAWA	0	442	906	1348	2304
04	AKWA IBOM	0	102	580	682	1497
05	ANAMBRA	0	286	501	787	1211
06	BAUCHI	0	48	224	272	1229
07	BAYELSA	0	4	29	33	52
08	BENUE	159	379	1286	1824	2923
09	BORNO	0	22	37	59	334
10	CROSS RIVER	0	259	330	589	1089
11	DELTA	0	72	225	297	438
12	EBONYI	0	39	93	132	219
13	EDO	0	151	241	392	633
14	EKITI	0	161	283	444	621
15	ENUGU	0	255	583	838	1446
16	GOMBE	0	303	615	918	2789
17	IMO	0	157	428	585	1009
18	JIGAWA	0	66	1023	1089	1738
19	KADUNA	0	67	565	632	1039
20	KANO	0	89	1044	1133	2219
21	KATSINA	0	114	552	666	1086
22	KEBBI	0	61	384	445	881
23	KOGI	0	362	672	1034	1616
24	KWARA	0	1784	2378	4162	5545
25	LAGOS	0	267	837	1104	2085
26	NASARAWA	0	343	890	1233	2158
27	NIGER	0	1298	3310	4608	6703
28	OGUN	0	110	273	383	1369
29	ONDO	0	346	658	1004	1397
30	OSUN	0	425	905	1330	1825
31	OYO	0	165	388	553	1186
32	PLATEAU	0	353	763	1116	1990
33	RIVERS	0	14	176	190	521
34	SOKOTO	0	89	388	477	942
35	TARABA	0	209	408	617	1057
36	YOBE	0	287	727	1014	2170
37	ZAMFARA	0	28	235	263	711
	TOTAL	**159**	**9781**	**23772**	**33712**	**58448**

GRAPHICAL REPRESENTATION OF CANDIDATES WITH 5 CREDITS AND ABOVE INCLUDING ENGLISH LANGUAGE AND MATHEMATICS IN 2017 MAY/JUNE NBC/NTC EXAMINATIONS

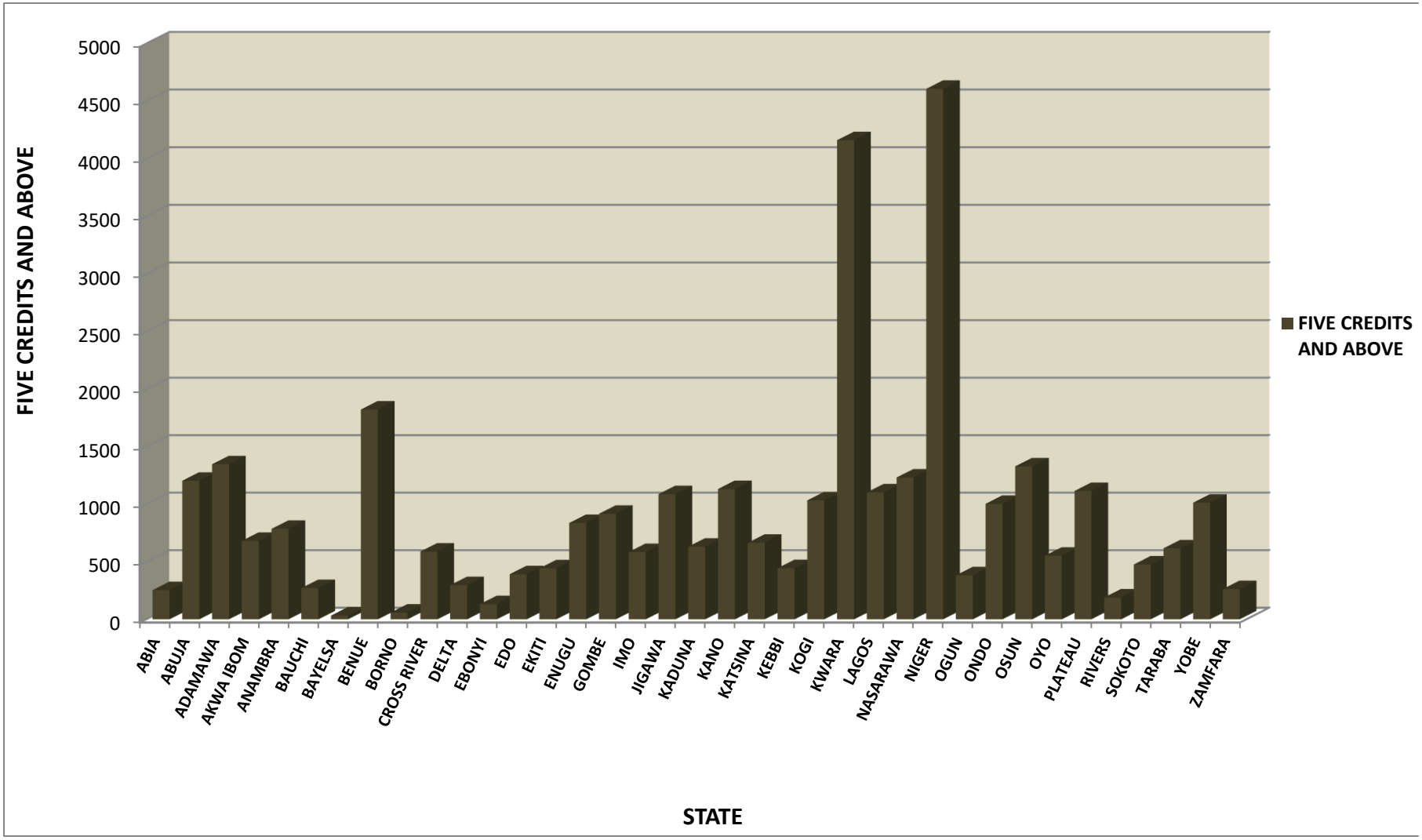

STATISTICS OF CANDIDATES WITH 5 CREDITS AND ABOVE WITH OR WITHOUT ENGLISH LANGUAGE AND MATHEMATICS IN 2017 MAY/JUNE NBC/NTC EXAMINATIONS

STATE CODE	STATE	GENDER			FIVE CREDITS AND ABOVE	TOTAL ENROLMENT
		UNINDICATED	FEMALE	MALE		
01	ABIA	0	136	210	346	434
02	ABUJA	0	684	951	1635	1982
03	ADAMAWA	0	621	1240	1861	2304
04	AKWA IBOM	0	178	849	1027	1497
05	ANAMBRA	0	368	630	998	1211
06	BAUCHI	0	97	438	535	1229
07	BAYELSA	0	6	33	39	52
08	BENUE	199	481	1736	2416	2923
09	BORNO	0	58	96	154	334
10	CROSS RIVER	0	370	482	852	1089
11	DELTA	0	84	273	357	438
12	EBONYI	0	56	124	180	219
13	EDO	0	183	354	537	633
14	EKITI	0	200	353	553	621
15	ENUGU	0	412	764	1176	1446
16	GOMBE	0	562	1168	1730	2789
17	IMO	0	201	664	865	1009
18	JIGAWA	0	110	1381	1491	1738
19	KADUNA	0	86	747	833	1039
20	KANO	0	136	1406	1542	2219
21	KATSINA	0	182	867	1049	1086
22	KEBBI	0	80	629	709	881
23	KOGI	0	521	942	1463	1616
24	KWARA	0	2249	3022	5271	5545
25	LAGOS	0	423	1403	1826	2085
26	NASARAWA	0	511	1351	1862	2158
27	NIGER	0	1677	4237	5914	6703
28	OGUN	0	190	511	701	1369
29	ONDO	0	437	856	1293	1397
30	OSUN	0	521	1144	1665	1825
31	OYO	0	269	706	975	1186
32	PLATEAU	0	492	1092	1584	1990
33	RIVERS	0	29	300	329	521
34	SOKOTO	0	113	493	606	942
35	TARABA	0	314	584	898	1057
36	YOBE	0	372	1165	1537	2170
37	ZAMFARA	0	68	479	547	711
	TOTAL	**199**	**13477**	**33680**	**47356**	**58448**

GRAPHICAL REPRESENTATION OF CANDIDATES WITH 5 CREDITS AND ABOVE WITH OR WITHOUT ENGLISH LANGUAGE AND MATHEMATICS IN 2017 MAY/JUNE NBC/NTC EXAMINATIONS

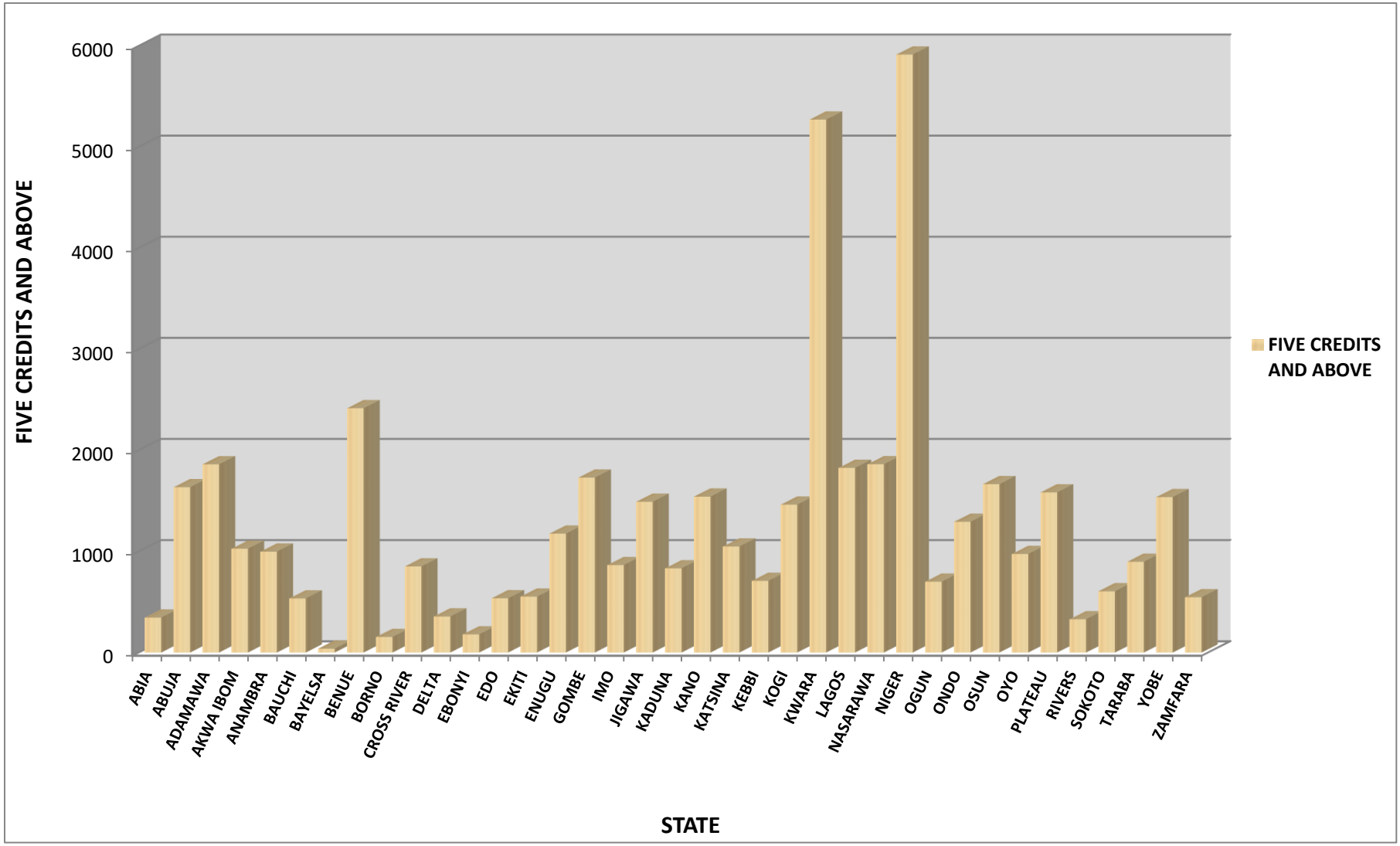

TRADE BY GENDER ENROLMENT STATISTICS FOR 2017 NOVEMBER/DECEMBER NBC/NTC AND ANBC/ANTC EXAMINATIONS

TRADE CODE	TRADE NAME	GENDER			TOTAL
		UNINDICATED	FEMALE	MALE	
01A	AGRICULTURAL EQUIPMENT AND IMPLEMENT MECHANIC WORKS (ADV)	0	3	21	24
01O	AGRICULTURAL EQUIPMENT AND IMPLEMENT MECHANIC WORKS	0	2	9	11
02A	MOTOR VEHICLE MECHANICS WORKS (ADV)	5	2	150	157
02O	MOTOR VEHICLE MECHANICS WORKS	2	2	278	282
03O	AUTOMOBILE ELECTRICAL WORKS	0	0	8	8
04A	ELECTRICAL INSTALLATION AND MAINTENANCE WORKS (ADV)	5	22	410	437
04O	ELECTRICAL INSTALLATION AND MAINTENANCE WORKS	11	26	747	784
05A	FABRICATION AND WELDING (ADV)	1	3	52	56
05O	FABRICATION AND WELDING	6	0	126	132
06A	MECHANICAL ENGINEERING CRAFT PRACTICE (ADV)	3	5	178	186
06O	MECHANICAL ENGINEERING CRAFT PRACTICE	8	5	186	199
07A	ELECTRONIC WORKS (ADV)	0	3	20	23
07O	ELECTRONICS WORKS	0	2	54	56
08A	REFRIGERATION AND AIR-CONDITIONING WORKS (ADV)	0	1	18	19
08O	REFRIGERATION AND AIR-CONDITIONING WORKS	0	0	31	31
09O	VEHICLE BODY BUILDING	0	0	1	1
11O	INSTRUMENT MECHANICS WORKS	0	0	4	4
12O	APPLIANCE MAINTENANCE AND REPAIRS	0	0	2	2
13O	FOUNDRY CRAFT PRACTICE	0	0	1	1
15A	MARINE ENGINEERING CRAFT (ADV)	0	0	21	21
15O	MARINE ENGINEERING CRAFT	0	0	9	9
17A	COMPUTER CRAFT STUDIES (ADV)	5	151	154	310
17O	COMPUTER CRAFT STUDIES	0	17	44	61
18A	ANIMAL HUSBANDRY (ADV)	0	93	26	119
18O	ANIMAL HUSBANDRY	1	50	40	91
20A	FISHERIES (ADV)	0	1	9	10
20O	FISHERIES	2	4	8	14
21A	BLOCKLAYING/BRICKLAYING AND CONCRETING (ADV)	2	10	143	155
21O	BLOCKLAYING/BRICKLAYING AND CONCRETING	2	4	285	291
22A	CARPENTRY AND JOINERY (ADV)	1	1	43	45

22O	CARPENTRY AND JOINERY	1	0	63	64
23A	FURNITURE MAKING (ADV)	2	0	6	8
23O	FURNITURE MAKING	0	0	22	22
24A	MACHINE WOOD WORKING (ADV)	0	1	2	3
24O	MACHINE WOOD WORKING	0	0	2	2
25A	PAINTING AND DECORATING (ADV)	2	10	21	33
25O	PAINTING AND DECORATING	0	6	14	20
26A	PLUMBING AND PIPE-FITTING (ADV)	3	9	56	68
26O	PLUMBING AND PIPE-FITTING	1	0	51	52
27A	DRAUGHTMANSHIP CRAFT PRACTICE (ADV)	1	1	8	10
27O	DRAUGHTMANSHIP CRAFT PRACTICE	0	1	10	11
31O	COSMETOLOGY	0	3	3	6
32A	MEN'S GARMENT MAKING (ADV)	0	0	7	7
32O	MEN'S GARMENT MAKING	0	1	6	7
33A	LADIES GARMENT MAKING (ADV)	1	5	0	6
33O	LADIES GARMENT MAKING	1	12	2	15
34A	CATERING CRAFT PRACTICE (ADV)	0	102	12	114
34O	CATERING CRAFT PRACTICE	1	88	11	100
35A	LEATHER TRADES (ADV)	0	0	3	3
35O	LEATHER TRADES	0	0	1	1
36A	PRINTING CRAFT PRACTICE (ADV)	0	2	8	10
36O	PRINTING CRAFT PRACTICE	0	1	9	10
37A	TEXTILE TRADES (ADV)	0	9	3	12
37O	TEXTILE TRADES	0	1	0	1
38A	GRAPHIC ARTS (ADV)	1	1	2	4
38O	GRAPHIC ARTS	0	3	10	13
39O	CERAMICS	0	2	0	2
40A	PHOTOGRAPHIC PRACTICE (ADV)	0	0	11	11
40O	PHOTOGRAPHIC PRACTICE	0	4	1	5
41A	SECRETARIAL DUTIES (ADV)	3	127	33	163
41O	SECRETARIAL DUTIES	1	37	15	53
42A	FINANCIAL MANAGEMENT (ADV)	40	906	1026	1972
42O	BOOK-KEEPING	425	4322	5524	10271
43A	SALESMANSHIP (ADV)	0	38	50	88
43O	SALESMANSHIP	0	25	43	68
44A	TOURISM (ADV)	2	6	15	23
44O	TOURISM	3	26	30	59
45A	GENERAL EDUCATION (ADV)	10	110	125	245
45O	GENERAL EDUCATION	710	10463	16814	27987
TOTAL		**1262**	**16729**	**27097**	**45088**

GRAPHICAL REPRESENTATION OF TRADE BY GENDER ENROLMENT STATISTICS FOR 2017 NOVEMBER/DECEMBER NBC/NTC AND ANBC/ANTC EXAMINATIONS

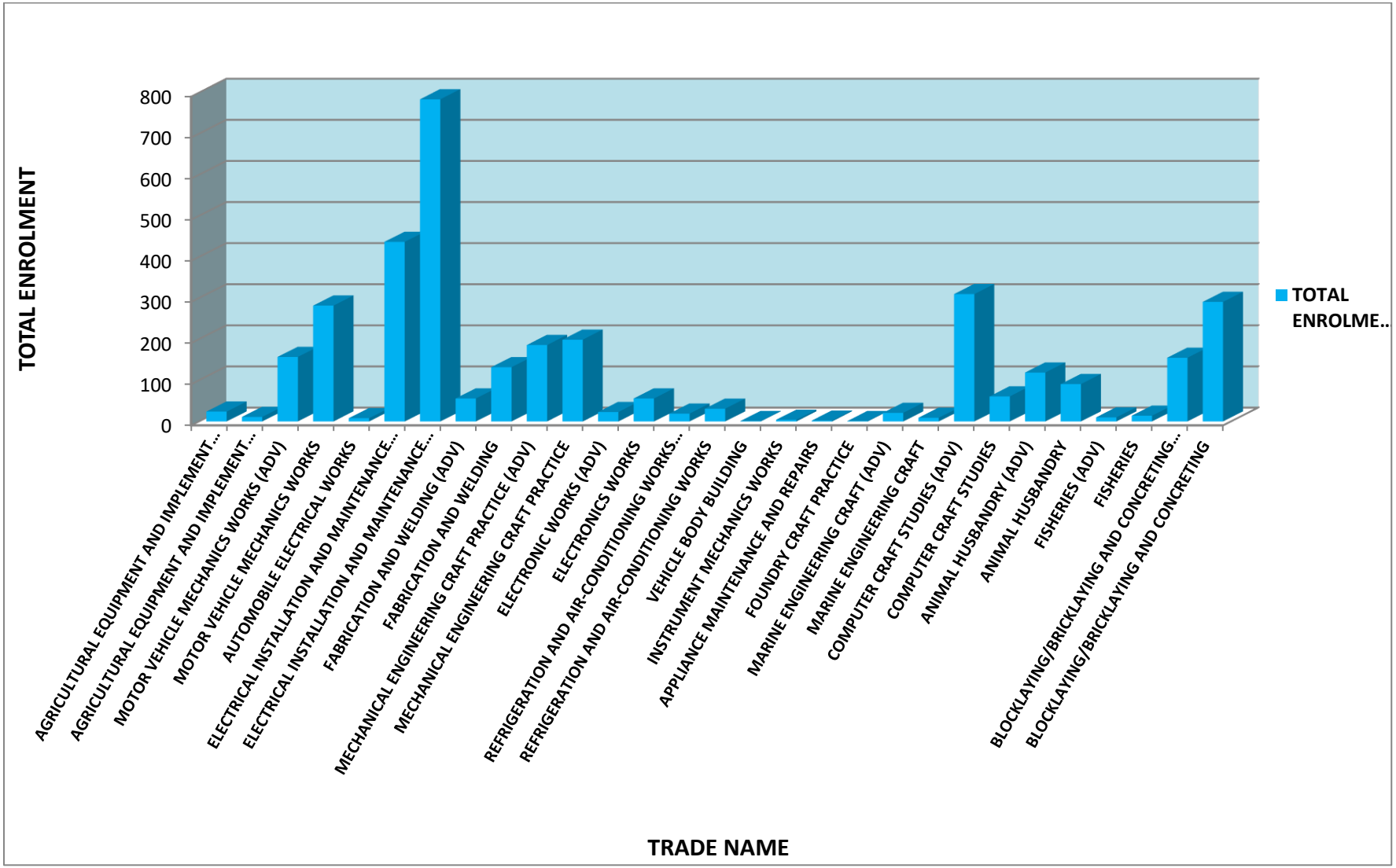

GRAPHICAL REPRESENTATION OF TRADE BY GENDER ENROLMENT STATISTICS FOR 2017 NOVEMBER/DECEMBER NBC/NTC AND ANBC/ANTC EXAMINATIONS (CONTINUED)

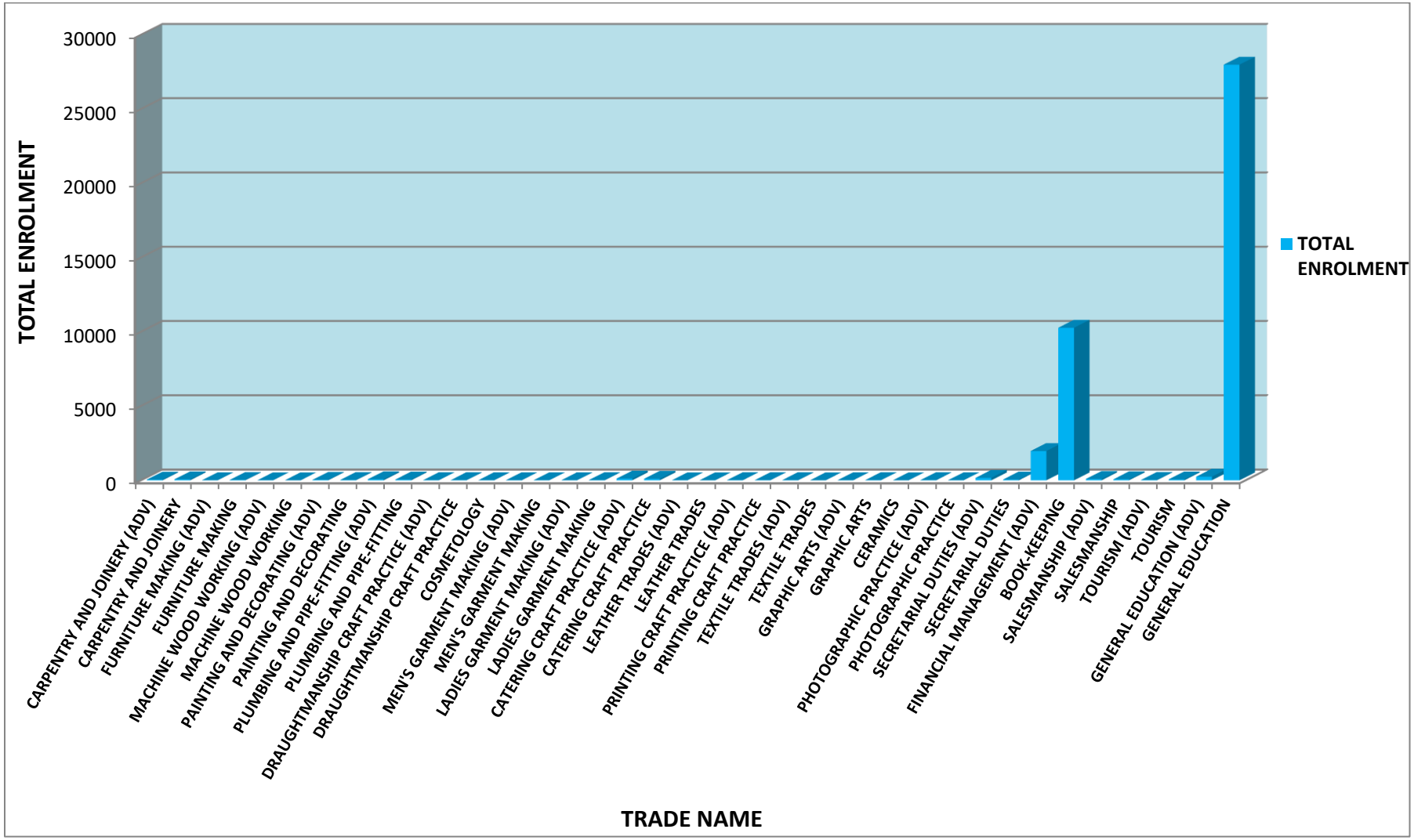

STATE BY GENDER ENROLMENT STATISTICS FOR 2017 NOVEMBER/DECEMBER NBC/NTC AND ANBC/ANTC EXAMINATIONS

STATE CODE	STATE	GENDER			TOTAL ENROLMENT
		UNINDICATED	FEMALE	MALE	
01	ABIA	37	416	288	741
02	ABUJA	68	1236	1248	2552
03	ADAMAWA	78	688	1147	1913
04	AKWA IBOM	18	209	395	622
05	ANAMBRA	12	398	289	699
06	BAUCHI	6	50	206	262
07	BAYELSA	1	68	140	209
08	BENUE	41	375	740	1156
09	BORNO	1	69	126	196
10	CROSS RIVER	39	367	637	1043
11	DELTA	22	336	496	854
12	EBONYI	5	248	214	467
13	EDO	28	450	568	1046
14	EKITI	48	330	400	778
15	ENUGU	5	412	359	776
16	GOMBE	26	211	718	955
17	IMO	14	537	361	912
18	JIGAWA	12	51	285	348
19	KADUNA	11	64	233	308
20	KANO	5	49	180	234
21	KATSINA	34	289	925	1248
22	KEBBI	5	99	249	353
23	KOGI	70	931	1560	2561
24	KWARA	203	2690	3500	6393
25	LAGOS	16	177	625	818
26	NASARAWA	47	1010	1906	2963
27	NIGER	99	1463	2550	4112
28	OGUN	4	120	320	444
29	ONDO	57	666	834	1557
30	OSUN	76	541	897	1514
31	OYO	18	320	582	920
32	PLATEAU	35	831	1311	2177
33	RIVERS	6	72	188	266
34	SOKOTO	16	87	381	484
35	TARABA	68	525	1094	1687
36	YOBE	21	259	791	1071
37	ZAMFARA	10	85	354	449
	TOTAL	**1262**	**16729**	**27097**	**45088**

GRAPHICAL REPRESENTATION OF STATE BY GENDER ENROLMENT STATISTICS FOR 2017 NOVEMBER/DECEMBER NBC/NTC AND ANBC/ANTC EXAMINATIONS

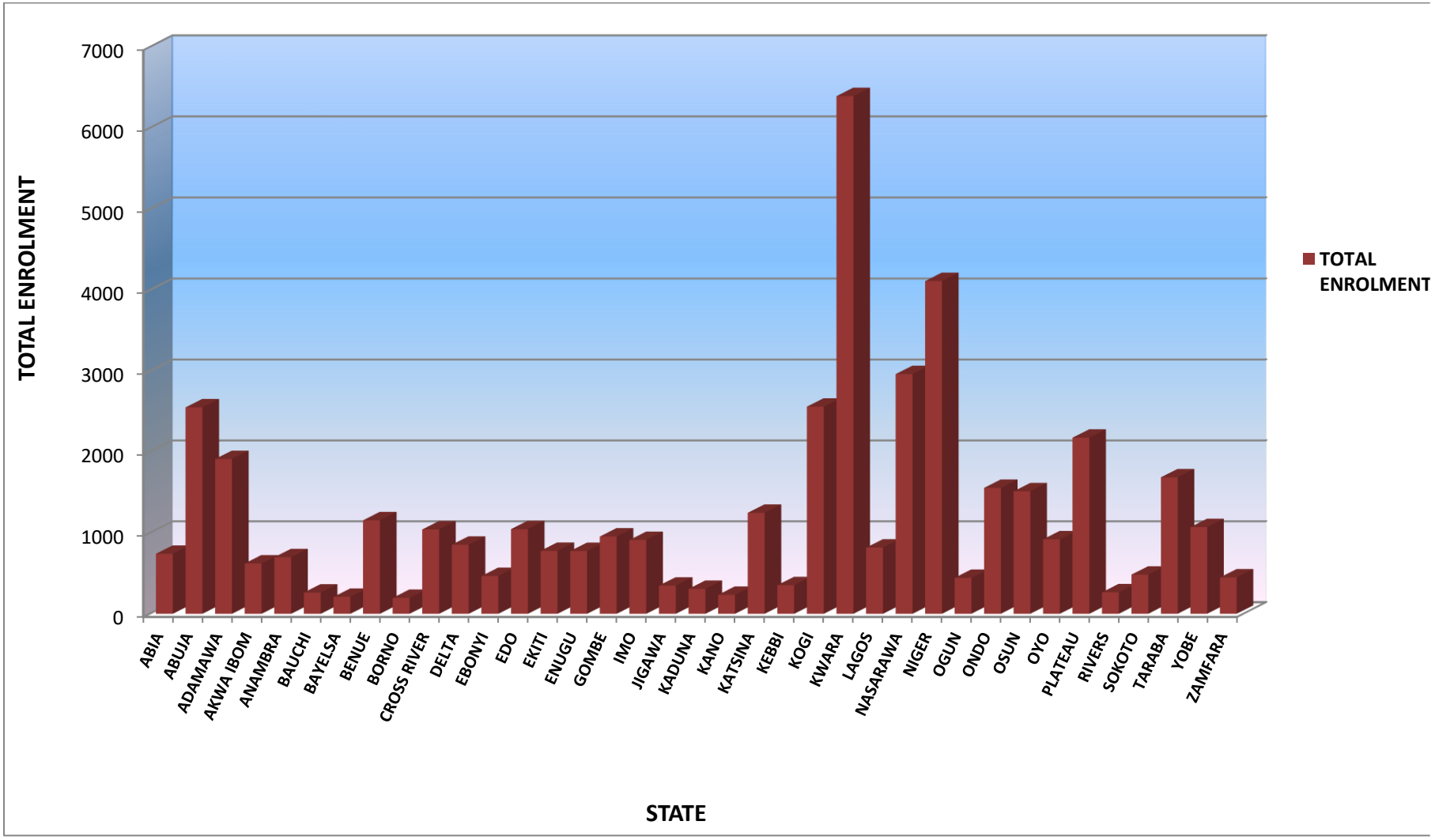

STATISTICS OF CANDIDATES WITH 5 CREDITS AND ABOVE INCLUDING ENGLISH LANGUAGE AND MATHEMATICS IN 2017 NOVEMBER/DECEMBER NBC/NTC EXAMINATIONS (O'LEVEL)

STATE CODE	STATE	GENDER			FIVE CREDITS AND ABOVE	TOTAL ENROLMENT
		UNINDICATED	FEMALE	MALE		
01	ABIA	7	151	98	256	505
02	ABUJA	29	677	628	1334	2440
03	ADAMAWA	29	355	535	919	1891
04	AKWA IBOM	1	45	96	142	306
05	ANAMBRA	7	201	129	337	595
06	BAUCHI	2	7	43	52	245
07	BAYELSA	0	15	20	35	76
08	BENUE	18	187	343	548	1128
09	BORNO	0	27	40	67	189
10	CROSS RIVER	18	189	327	534	970
11	DELTA	4	96	139	239	673
12	EBONYI	1	49	57	107	189
13	EDO	5	154	165	324	739
14	EKITI	12	157	180	349	716
15	ENUGU	2	138	77	217	560
16	GOMBE	3	70	192	265	880
17	IMO	7	139	84	230	495
18	JIGAWA	4	33	108	145	341
19	KADUNA	5	18	43	66	258
20	KANO	4	22	52	78	221
21	KATSINA	12	164	424	600	1238
22	KEBBI	1	63	145	209	351
23	KOGI	28	473	740	1241	2372
24	KWARA	93	1498	1898	3489	6043
25	LAGOS	7	64	203	274	500
26	NASARAWA	16	462	856	1334	2925
27	NIGER	55	968	1565	2588	4071
28	OGUN	1	36	89	126	353
29	ONDO	20	407	447	874	1358
30	OSUN	45	321	536	902	1437
31	OYO	3	166	285	454	821
32	PLATEAU	14	366	535	915	2164
33	RIVERS	3	2	19	24	78
34	SOKOTO	9	53	220	282	480
35	TARABA	36	290	602	928	1628
36	YOBE	9	139	405	553	1067
37	ZAMFARA	2	21	99	122	443
	TOTAL	**512**	**8223**	**12424**	**21159**	**40746**

GRAPHICAL REPRESENTATION OF CANDIDATES WITH 5 CREDITS AND ABOVE INCLUDING ENGLISH LANGUAGE AND MATHEMATICS IN 2017 NOVEMBER/DECEMBER NBC/NTC EXAMINATIONS (O'LEVEL)

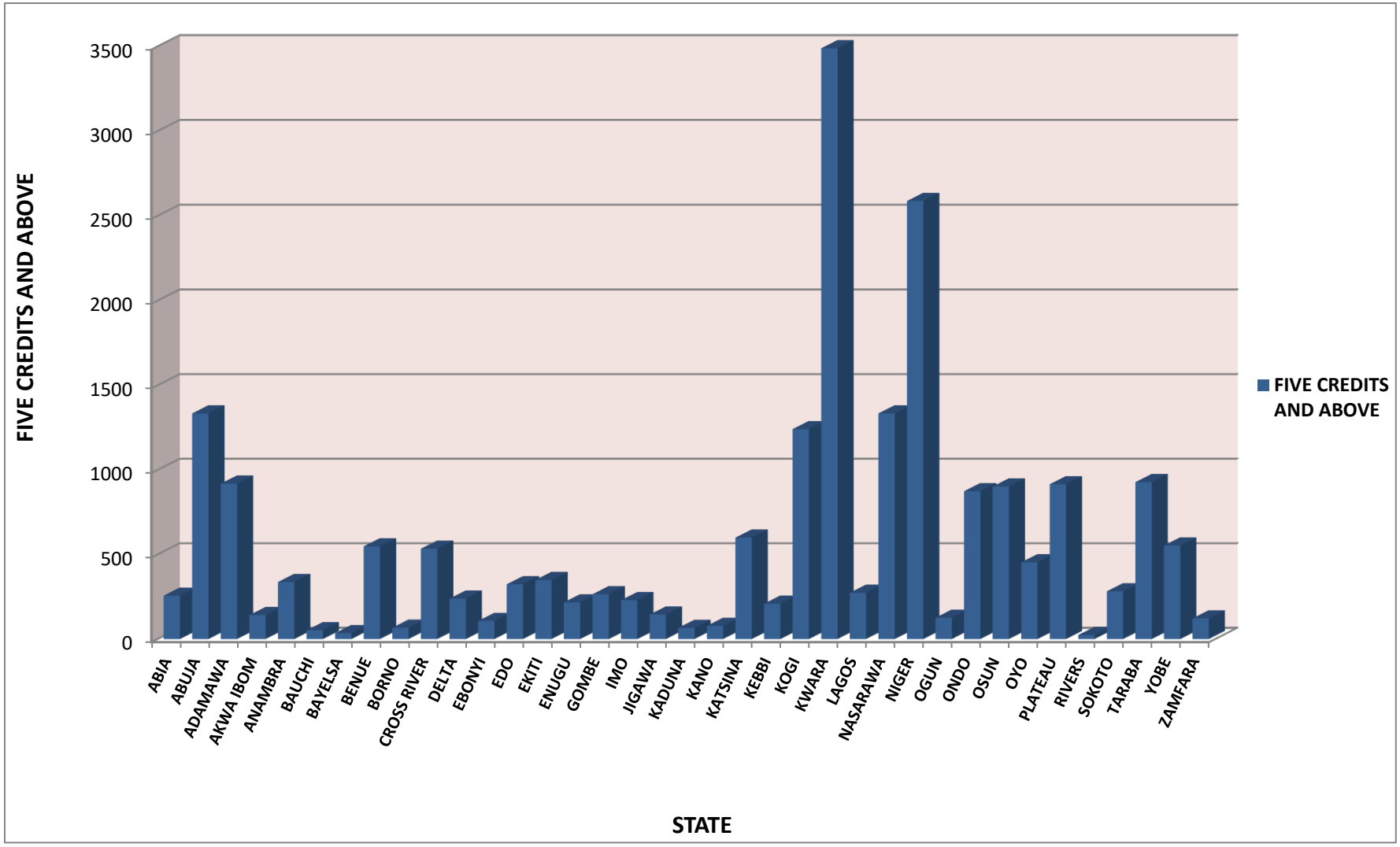

STATISTICS OF CANDIDATES WITH 5 CREDITS AND ABOVE WITH OR WITHOUT ENGLISH LANGUAGE AND MATHEMATICS IN 2017 NOVEMBER/DECEMBER NBC/NTC EXAMINATIONS

STATE CODE	STATE	GENDER			FIVE CREDITS AND ABOVE	TOTAL ENROLMENT
		UNINDICATED	FEMALE	MALE		
01	ABIA	12	201	145	358	505
02	ABUJA	39	933	859	1831	2440
03	ADAMAWA	46	502	810	1358	1891
04	AKWA IBOM	5	65	147	217	306
05	ANAMBRA	10	274	187	471	595
06	BAUCHI	2	16	72	90	245
07	BAYELSA	0	25	36	61	76
08	BENUE	29	281	531	841	1128
09	BORNO	0	39	64	103	189
10	CROSS RIVER	27	317	504	848	970
11	DELTA	7	142	207	356	673
12	EBONYI	2	76	85	163	189
13	EDO	13	252	245	510	739
14	EKITI	30	246	276	552	716
15	ENUGU	2	189	136	327	560
16	GOMBE	8	104	308	420	880
17	IMO	9	193	135	337	495
18	JIGAWA	6	43	163	212	341
19	KADUNA	8	34	100	142	258
20	KANO	5	33	113	151	221
21	KATSINA	22	235	699	956	1238
22	KEBBI	3	73	167	243	351
23	KOGI	46	722	1120	1888	2372
24	KWARA	142	2234	2853	5229	6043
25	LAGOS	8	97	306	411	500
26	NASARAWA	23	765	1428	2216	2925
27	NIGER	77	1284	2162	3523	4071
28	OGUN	1	57	153	211	353
29	ONDO	32	537	598	1167	1358
30	OSUN	62	458	752	1272	1437
31	OYO	10	240	412	662	821
32	PLATEAU	23	601	912	1536	2164
33	RIVERS	3	5	40	48	78
34	SOKOTO	12	66	296	374	480
35	TARABA	49	400	841	1290	1628
36	YOBE	14	204	602	820	1067
37	ZAMFARA	3	31	141	175	443
	TOTAL	**790**	**11974**	**18605**	**31369**	**40746**

GRAPHICAL REPRESENTATION OF CANDIDATES WITH 5 CREDITS AND ABOVE WITH OR WITHOUT ENGLISH LANGUAGE AND MATHEMATICS IN 2017 NOVEMBER/DECEMBER NBC/NTC EXAMINATIONS

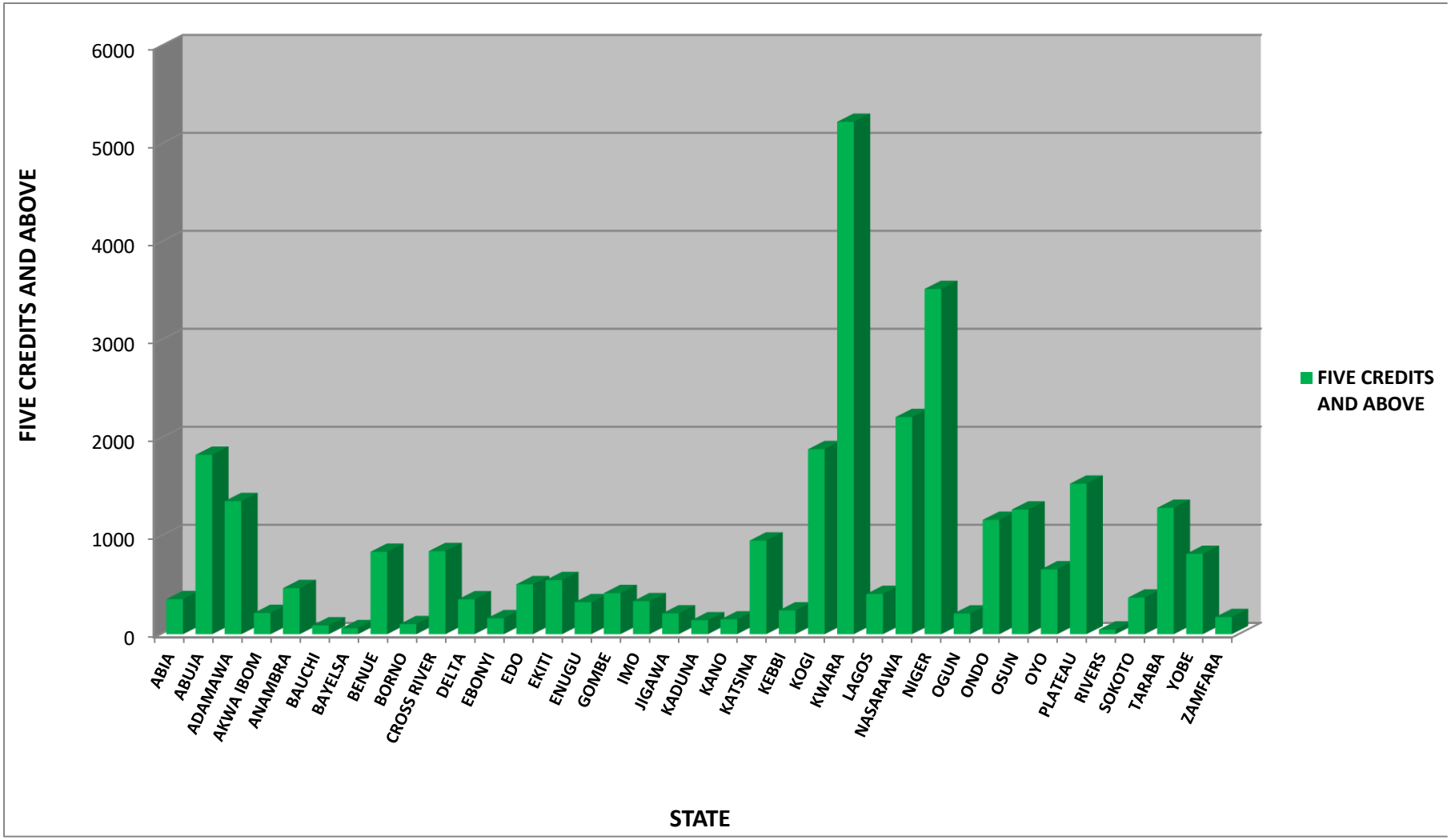

TRADE BY GENDER ENROLMENT STATISTICS FOR 2018 MAY/JUNE NBC/NTC EXAMINATIONS

TRADE CODE	TRADE NAMES	GENDER			TOTAL
		UNINDICATED	FEMALE	MALE	
01O	AGRIC. EQUIPMENT & IMPLEMENT MECH. WORKS	3	19	121	143
02O	MOTOR VEHICLE MECHANICS WORKS	24	37	2304	2365
03O	AUTOMOBILE ELECTRICAL WORKS	1	1	35	37
04O	ELECTRICAL INTSTALL. & MAINTENANCE WORKS	83	282	6380	6745
05O	FABRICATION AND WELDING	15	33	1346	1394
06O	MECHANICAL ENGINEERING CRAFT PRACTICE	16	42	1160	1218
07O	ELECTRONICS WORKS	10	86	830	926
08O	REFRIGERATION AND AIR-CONDITIONING WORKS	0	8	227	235
09O	VEHICLE BODY BUILDING	0	0	8	8
11O	INSTRUMENT MECHANICS WORKS	0	1	43	44
13O	FOUNDRY CRAFT PRACTICE	0	0	5	5
15O	MARINE ENGINEERING CRAFT	0	0	5	5
17O	COMPUTER CRAFT STUDIES	8	627	998	1633
18O	ANIMAL HUSBANDRY	2	152	125	279
20O	FISHERIES	2	38	11	51
21O	BLOCKLAYING/BRICKLAYING AND CONCRETING	44	123	3486	3653
22O	CARPENTRY AND JOINERY	14	30	1407	1451
23O	FURNITURE MAKING	2	4	535	541
24O	MACHINE WOOD WORKING	0	2	72	74
25O	PAINTING AND DECORATING	3	39	198	240
26O	PLUMBING AND PIPE-FITTING	1	8	287	296
27O	DRAUGHTMANSHIP CRAFT PRACTICE	1	12	129	142
31O	COSMETOLOGY	0	48	7	55
32O	MEN'S GARMENT MAKING	1	2	55	58
33O	LADIES GARMENT MAKING	9	470	68	547
34O	CATERING CRAFT PRACTICE	5	1173	128	1306
35O	LEATHER TRADES	1	3	19	23
36O	PRINTING CRAFT PRACTICE	0	15	56	71
37O	TEXTILE TRADES	1	8	6	15
38O	GRAPHIC ARTS	3	9	81	93
39O	CERAMICS	1	9	8	18
40O	PHOTOGRAPHIC PRACTICE	4	0	1	5
41O	SECRETARIAL DUTIES	2	69	53	124
42O	BOOK-KEEPING	295	3386	3799	7480
43O	SALESMANSHIP	1	41	67	109
44O	TOURISM	5	24	23	52
45O	GENERAL EDUCATION	701	9008	14330	24039
TOTAL		**1258**	**15809**	**38413**	**55480**

GRAPHICAL REPRESENTATION OF TRADE BY GENDER ENROLMENT STATISTICS FOR 2018 MAY/JUNE NBC/NTC EXAMINATIONS

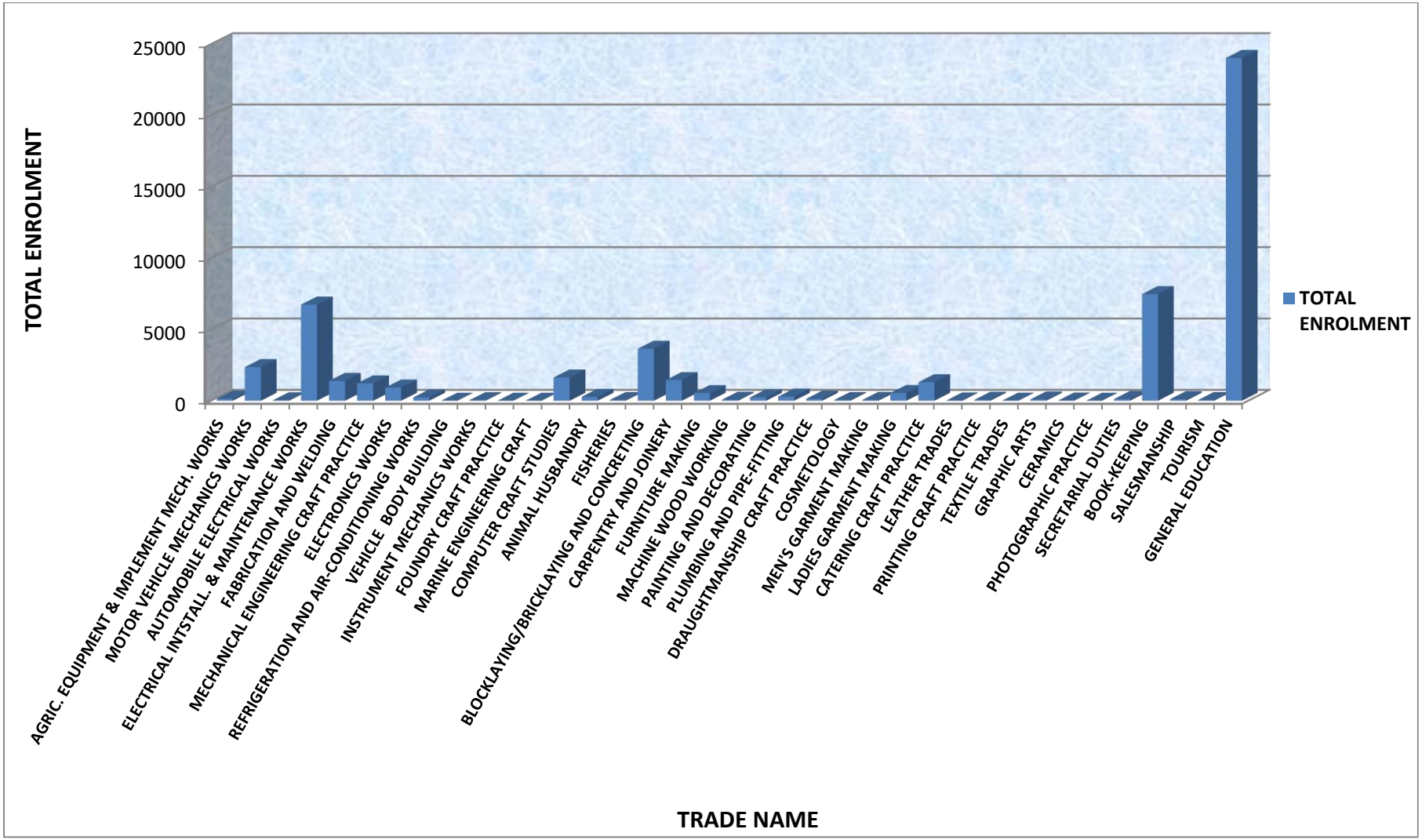

STATE BY GENDER ENROLMENT STATISTICS FOR 2018 MAY/JUNE NBC/NTC EXAMINATIONS

STATE CODE	STATE	GENDER			TOTAL ENROLMENT
		UNINDICATED	FEMALE	MALE	
01	ABIA	8	151	278	437
02	ABUJA	72	836	1210	2118
03	ADAMAWA	44	545	1018	1607
04	AKWA IBOM	18	313	1167	1498
05	ANAMBRA	25	421	846	1292
06	BAUCHI	8	189	1044	1241
07	BAYELSA	0	17	48	65
08	BENUE	64	574	1766	2404
09	BORNO	2	55	80	137
10	CROSS RIVER	69	373	576	1018
11	DELTA	12	155	415	582
12	EBONYI	2	107	85	194
13	EDO	14	205	324	543
14	EKITI	25	235	369	629
15	ENUGU	14	430	918	1362
16	GOMBE	34	899	1718	2651
17	IMO	18	162	722	902
18	JIGAWA	31	577	2588	3196
19	KADUNA	12	139	820	971
20	KANO	38	95	1662	1795
21	KATSINA	9	261	943	1213
22	KEBBI	15	74	563	652
23	KOGI	84	625	1005	1714
24	KWARA	161	2175	2733	5069
25	LAGOS	11	506	1766	2283
26	NASARAWA	87	668	1446	2201
27	NIGER	89	1502	3953	5544
28	OGUN	9	356	900	1265
29	ONDO	56	465	705	1226
30	OSUN	40	530	994	1564
31	OYO	17	282	828	1127
32	PLATEAU	49	699	1110	1858
33	RIVERS	14	54	421	489
34	SOKOTO	22	101	721	844
35	TARABA	42	341	595	978
36	YOBE	39	650	1670	2359
37	ZAMFARA	4	42	406	452
	TOTAL	**1258**	**15809**	**38413**	**55480**

STATE BY GENDER ENROLMENT STATISTICS FOR 2018 MAY/JUNE NBC/NTC EXAMINATIONS

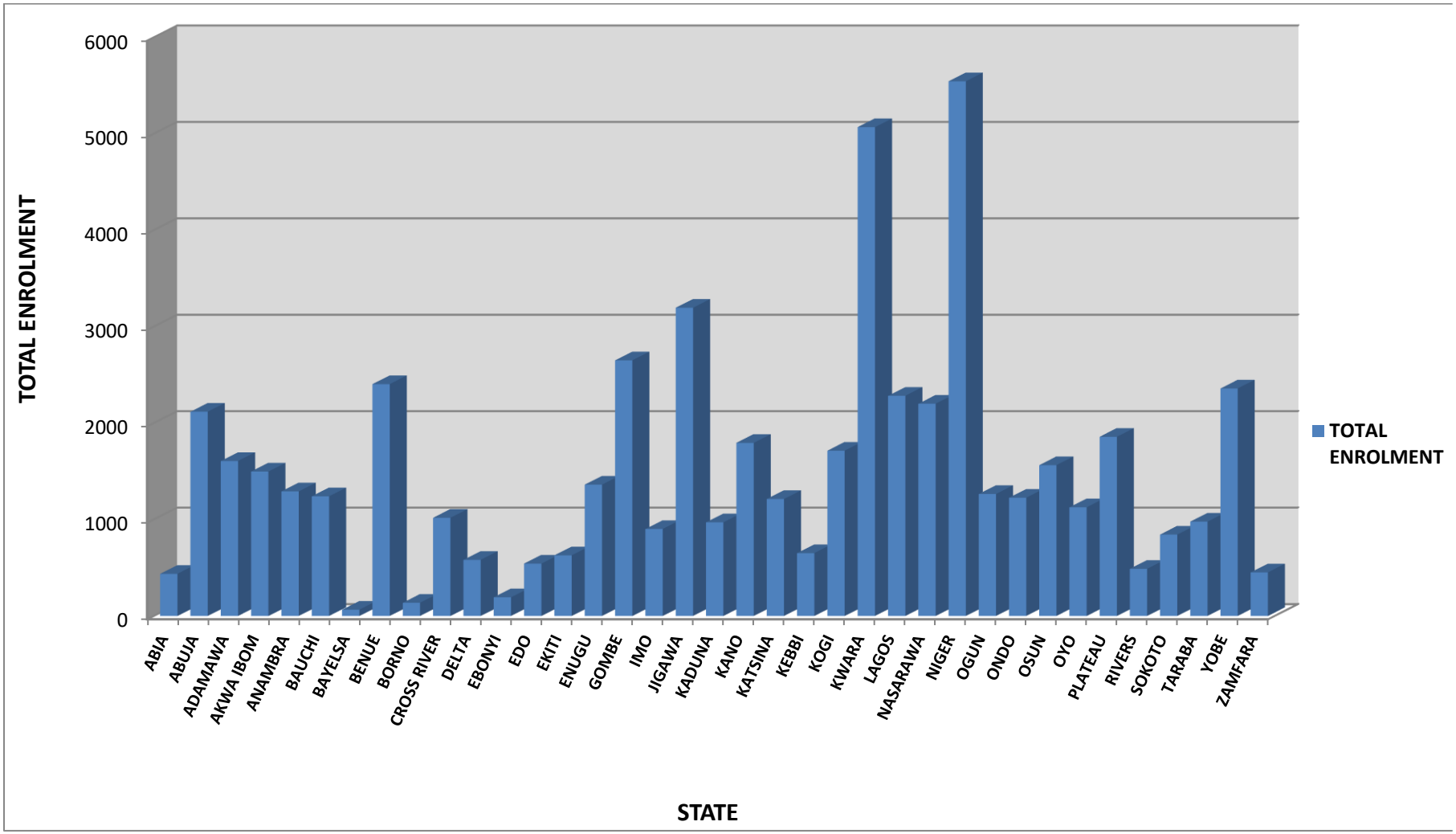

STATISTICS OF CANDIDATES WITH 5 CREDITS AND ABOVE INCLUDING ENGLISH LANGUAGE AND MATHEMATICS IN 2018 MAY/JUNE NBC/NTC EXAMINATIONS

STATE CODE	STATE	GENDER			FIVE CREDITS AND ABOVE	TOTAL ENROLMENT
		UNINDICATED	FEMALE	MALE		
01	ABIA	6	63	115	184	437
02	ABUJA	40	507	752	1299	2118
03	ADAMAWA	33	366	707	1106	1607
04	AKWA IBOM	12	140	587	739	1498
05	ANAMBRA	13	303	458	774	1292
06	BAUCHI	2	62	392	456	1241
07	BAYELSA	0	4	17	21	65
08	BENUE	36	397	1157	1590	2404
09	BORNO	1	36	54	91	137
10	CROSS RIVER	29	201	251	481	1018
11	DELTA	2	75	191	268	582
12	EBONYI	1	58	40	99	194
13	EDO	7	102	186	295	543
14	EKITI	10	117	198	325	629
15	ENUGU	9	272	626	907	1362
16	GOMBE	9	138	462	609	2651
17	IMO	14	102	383	499	902
18	JIGAWA	21	348	1574	1943	3196
19	KADUNA	4	62	308	374	971
20	KANO	16	56	516	588	1795
21	KATSINA	6	68	567	641	1213
22	KEBBI	5	44	259	308	652
23	KOGI	62	458	681	1201	1714
24	KWARA	110	1580	2009	3699	5069
25	LAGOS	9	360	1227	1596	2283
26	NASARAWA	64	455	956	1475	2201
27	NIGER	61	1090	2544	3695	5544
28	OGUN	6	208	506	720	1265
29	ONDO	36	336	485	857	1226
30	OSUN	29	450	823	1302	1564
31	OYO	12	191	571	774	1127
32	PLATEAU	22	325	487	834	1858
33	RIVERS	6	22	222	250	489
34	SOKOTO	15	49	405	469	844
35	TARABA	19	233	390	642	978
36	YOBE	19	370	1056	1445	2359
37	ZAMFARA	2	21	118	141	452
	TOTAL	**748**	**9669**	**22280**	**32697**	**55480**

GRAPHICAL REPRESENTATION OF CANDIDATES WITH 5 CREDITS AND ABOVE INCLUDING ENGLISH LANGUAGE AND MATHEMATICS IN 2018 MAY/JUNE NBC/NTC EXAMINATIONS

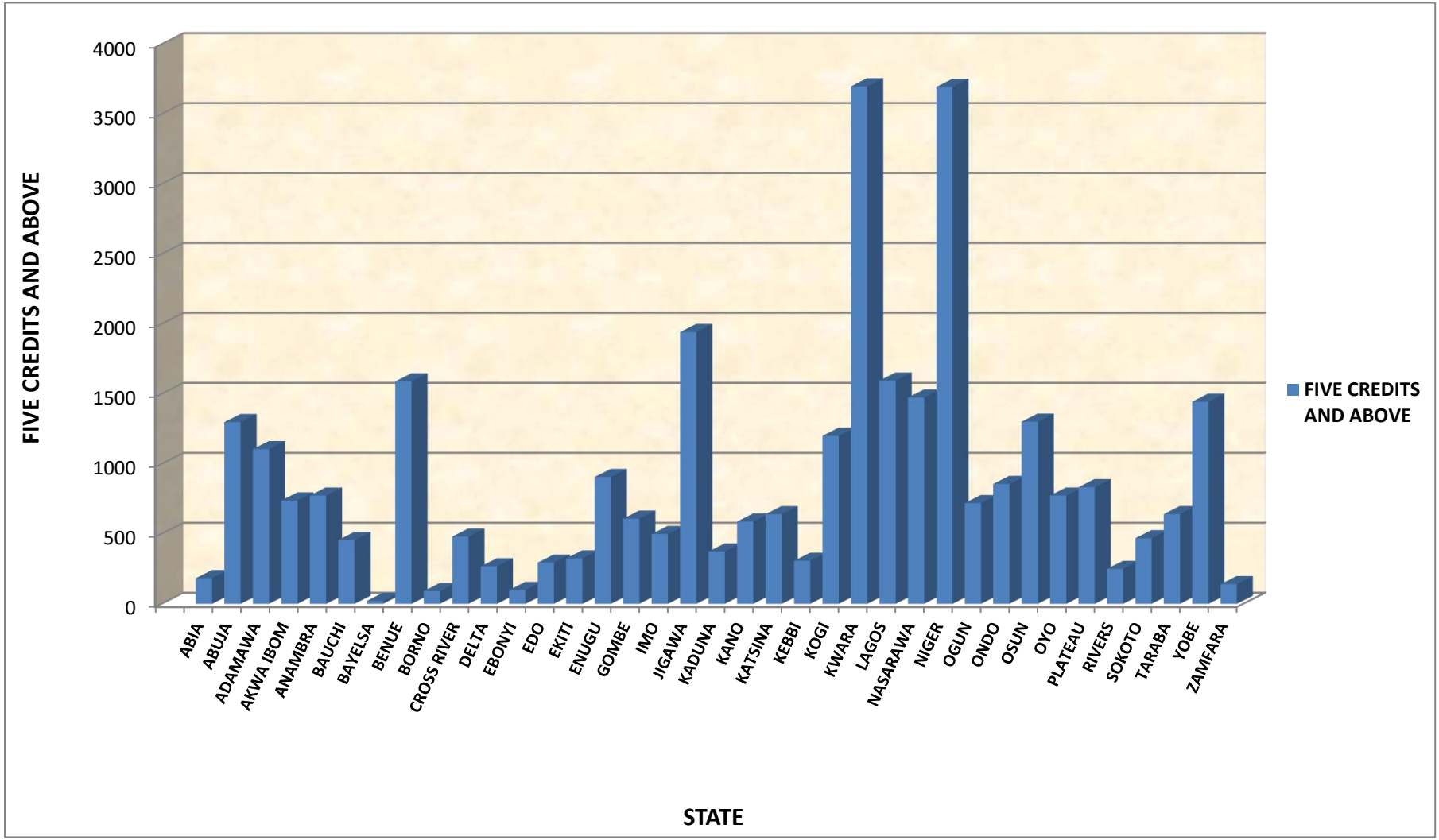

STATISTICS OF CANDIDATES WITH 5 CREDITS AND ABOVE WITH OR WITHOUT ENGLISH LANGUAGE AND MATHEMATICS IN 2018 MAY/JUNE NBC/NTC EXAMINATIONS

STATE CODE	STATE	GENDER			FIVE CREDITS AND ABOVE	TOTAL ENROLMENT
		UNINDICATED	FEMALE	MALE		
01	ABIA	6	86	191	283	437
02	ABUJA	52	691	974	1717	2118
03	ADAMAWA	35	470	884	1389	1607
04	AKWA IBOM	15	220	892	1127	1498
05	ANAMBRA	21	380	730	1131	1292
06	BAUCHI	4	123	676	803	1241
07	BAYELSA	0	10	34	44	65
08	BENUE	58	530	1609	2197	2404
09	BORNO	2	44	67	113	137
10	CROSS RIVER	46	288	409	743	1018
11	DELTA	6	110	274	390	582
12	EBONYI	1	72	60	133	194
13	EDO	8	145	247	400	543
14	EKITI	15	171	264	450	629
15	ENUGU	9	367	773	1149	1362
16	GOMBE	16	440	821	1277	2651
17	IMO	15	113	571	699	902
18	JIGAWA	27	537	2318	2882	3196
19	KADUNA	9	98	609	716	971
20	KANO	26	89	827	942	1795
21	KATSINA	7	253	882	1142	1213
22	KEBBI	13	60	460	533	652
23	KOGI	79	601	946	1626	1714
24	KWARA	137	2008	2549	4694	5069
25	LAGOS	9	447	1579	2035	2283
26	NASARAWA	73	602	1266	1941	2201
27	NIGER	78	1415	3544	5037	5544
28	OGUN	7	303	673	983	1265
29	ONDO	48	417	636	1101	1226
30	OSUN	36	508	942	1486	1564
31	OYO	17	255	770	1042	1127
32	PLATEAU	39	534	824	1397	1858
33	RIVERS	9	31	319	359	489
34	SOKOTO	16	67	539	622	844
35	TARABA	25	316	510	851	978
36	YOBE	32	598	1325	1955	2359
37	ZAMFARA	2	36	294	332	452
	TOTAL	**998**	**13435**	**31288**	**45721**	**55480**

STATISTICS OF CANDIDATES WITH 5 CREDITS AND ABOVE WITH OR WITHOUT ENGLISH LANGUAGE AND MATHEMATICS IN 2018 MAY/JUNE NBC/NTC EXAMINATIONS

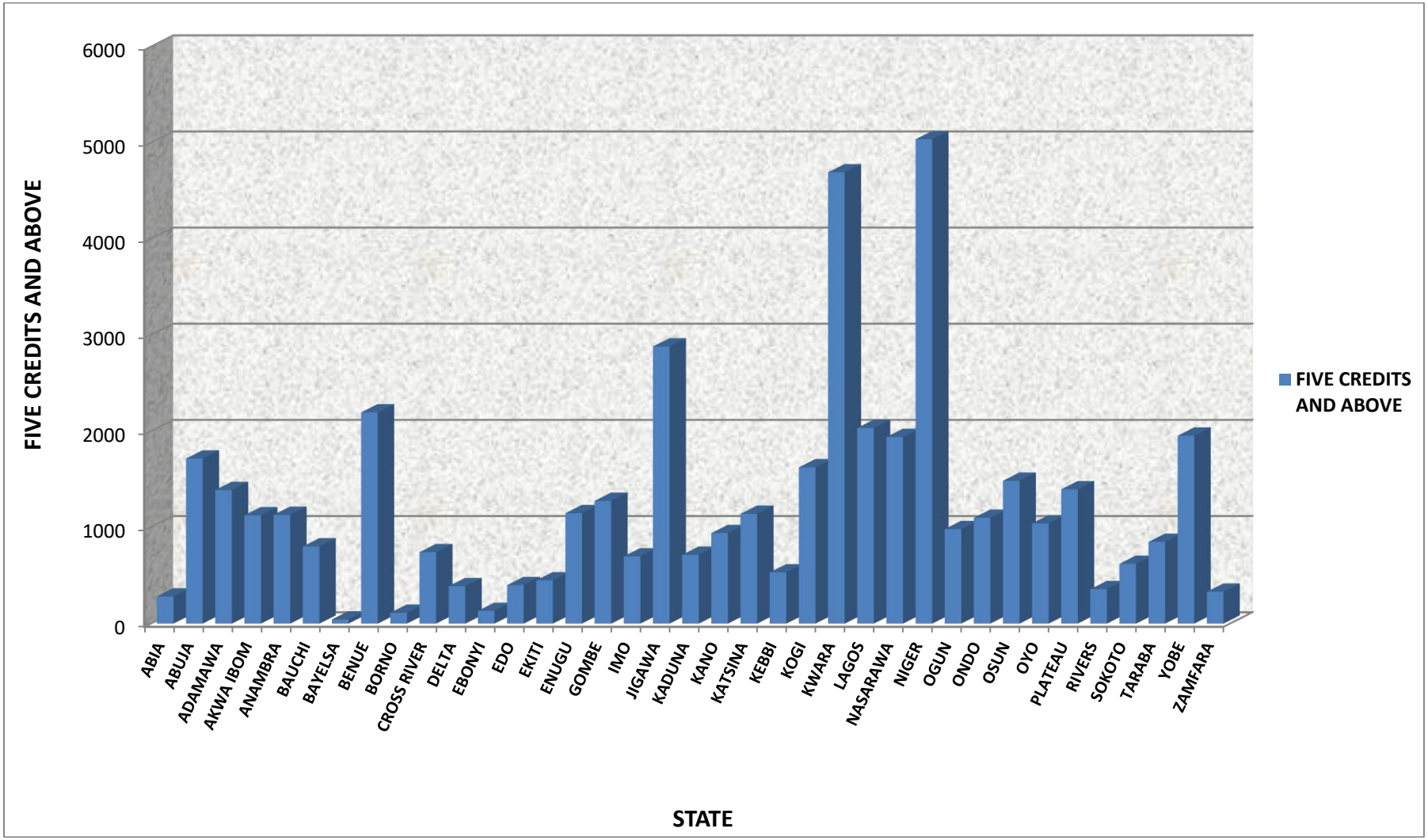

TRADE ENROLMENT FOR 2018 NOVEMBER/DECEMBER NBC/NTC EXAMINATIONS (O'LEVEL)

TRADE CODE	TRADE NAMES	TOTAL ENROLMENT
01O	AGRICULTURAL EQUIPMENT AND IMPLEMENT MECHANIC WORKS	17
02O	MOTOR VEHICLE MECHANICS WORKS	204
03O	AUTOMOBILE ELECTRICAL WORKS	9
04O	ELECTRICAL INSTALLATION AND MAINTENANCE WORKS	731
05O	FABRICATION AND WELDING	110
06O	MECHANICAL ENGINEERING CRAFT PRACTICE	175
07O	ELECTRONICS WORKS	34
08O	REFRIGERATION AND AIR-CONDITIONING WORKS	19
09O	VEHICLE BODY BUILDING	1
11O	INSTRUMENT MECHANICS WORKS	7
12O	APPLIANCE MAINTENANCE AND REPAIRS	1
13O	FOUNDRY CRAFT PRACTICE	2
15O	MARINE ENGINEERING CRAFT	8
17O	COMPUTER CRAFT STUDIES	78
18O	ANIMAL HUSBANDRY	36
20O	FISHERIES	12
40O	PHOTOGRAPHIC PRACTICE	3
21O	BLOCKLAYING/BRICKLAYING AND CONCRETING	322
22O	CARPENTRY AND JOINERY	55
23O	FURNITURE MAKING	35
24O	MACHINE WOOD WORKING	2
25O	PAINTING AND DECORATING	28
26O	PLUMBING AND PIPE-FITTING	51
27O	DRAUGHTMANSHIP CRAFT PRACTICE	7
31O	COSMETOLOGY	7
32O	MEN'S GARMENT MAKING	4
33O	LADIES GARMENT MAKING	13
34O	CATERING CRAFT PRACTICE	68
35O	LEATHER TRADES	2
36O	PRINTING CRAFT PRACTICE	9
37O	TEXTILE TRADES	7
38O	GRAPHIC ARTS	20
39O	CERAMICS	1
44O	TOURISM	51
41O	SECRETARIAL DUTIES	42
42O	BOOK-KEEPING	7589
43O	SALESMANSHIP	126
	TOTAL	**9886**
45O	GENERAL EDUCATION	30962

GRAPHICAL REPRESENTATION OF TRADE ENROLMENT FOR 2018 NOVEMBER/DECEMBER NBC/NTC EXAMINATIONS (O'LEVEL)

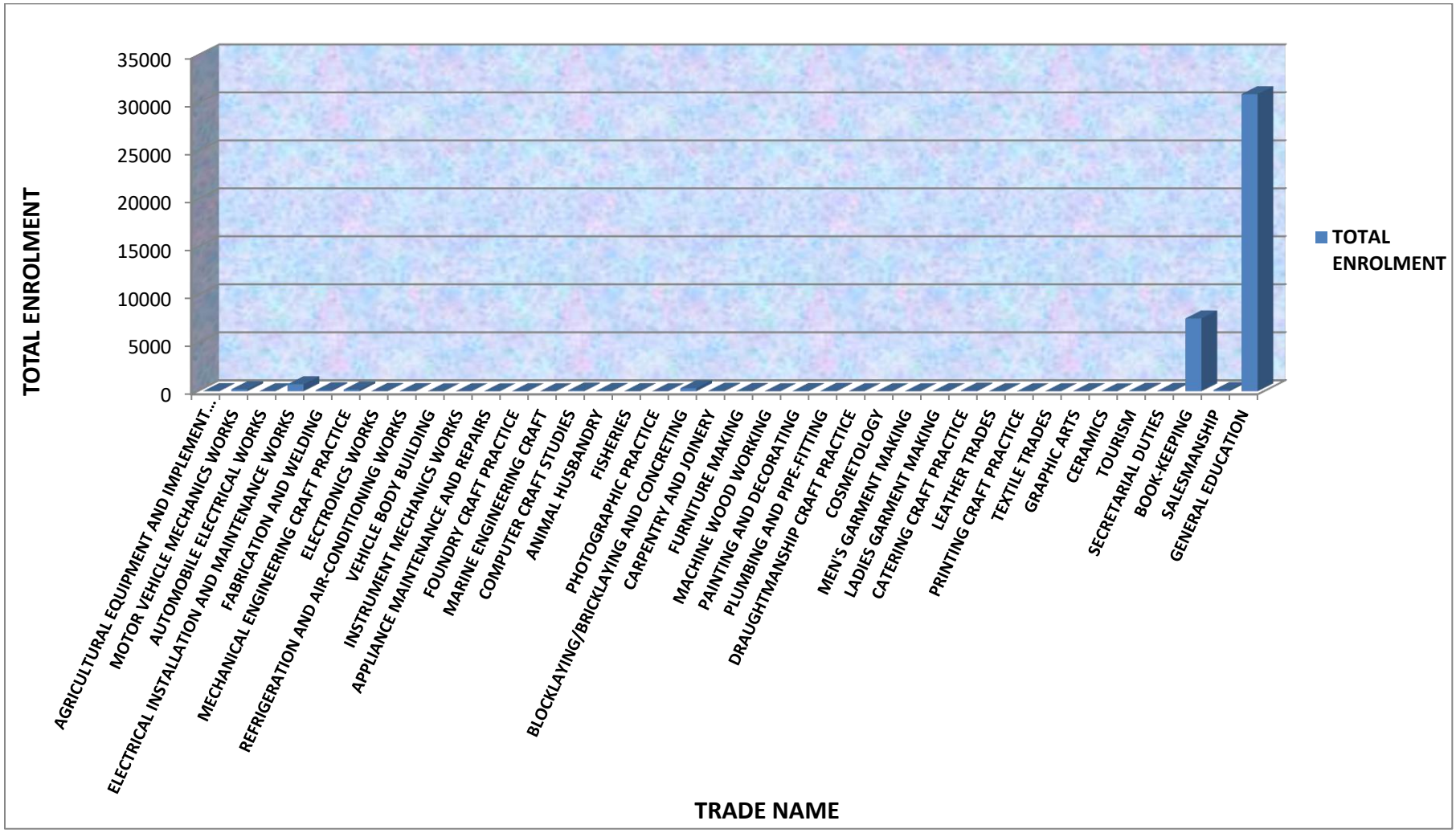

TRADE ENROLMENT MASTER CRAFTSMEN FOR 2018 NOVEMBER/DECEMBER ANBC/ANTC EXAMINATIONS (ADVANCED)

TRADE CODE	TRADE NAMES	TOTAL ENROLMENT
01A	AGRICULTURAL EQUIPMENT AND IMPLEMENT MECHANIC WORKS (ADV)	16
02A	MOTOR VEHICLE MECHANICS WORKS (ADV)	152
04A	ELECTRICAL INSTALLATION AND MAINTENANCE WORKS (ADV)	429
05A	FABRICATION AND WELDING (ADV)	41
06A	MECHANICAL ENGINEERING CRAFT PRACTICE (ADV)	249
07A	ELECTRONIC WORKS (ADV)	38
08A	REFIGERATION AND AIR-CONDITIONING WORKS (ADV)	25
15A	MARINE ENGINEERING CRAFT (ADV)	18
17A	COMPUTER CRAFT STUDIES (ADV)	307
18A	ANIMAL HUSBANDRY (ADV)	132
20A	FISHERIES (ADV)	4
40A	PHOTOGRAPHIC PRACTICE (ADV)	10
21A	BRICK/BLOCKLAYING AND CONCRETING (ADV)	151
22A	CARPENTRY AND JOINERY (ADV)	45
23A	FURNITURE MAKING (ADV)	20
25A	PAINTING AND DECORATING (ADV)	38
26A	PLUMBING AND PIPE-FITTING (ADV)	79
27A	DRAUGHTMANSHIP CRAFT PRACTICE (ADV)	13
32A	MEN'S GARMENT MAKING (ADV)	5
33A	LADIES GARMENT MAKING (ADV)	30
34A	CATERING CRAFT PRACTICE (ADV)	132
36A	PRINTING CRAFT PRACTICE (ADV)	19
37A	TEXTILE TRADES (ADV)	5
38A	GRAPHIC ARTS (ADV)	1
39A	CERAMICS (ADV)	1
44A	TOURISM (ADV)	30
41A	SECRETARIAL DUTIES (ADV)	166
42A	FINANCIAL MANAGEMENT (ADV)	1901
43A	SALESMANSHIP (ADV)	102
	TOTAL	**4159**
45A	GENERAL EDUCATION (ADV)	300
	ENROLMENT GRAND TOTAL	**4459**

GRAPHICAL REPRESENTATION OF TRADE ENROLMENT MASTER CRAFTSMEN FOR 2018 NOVEMBER/DECEMBER ANBC/ANTC EXAMINATIONS (ADVANCED)

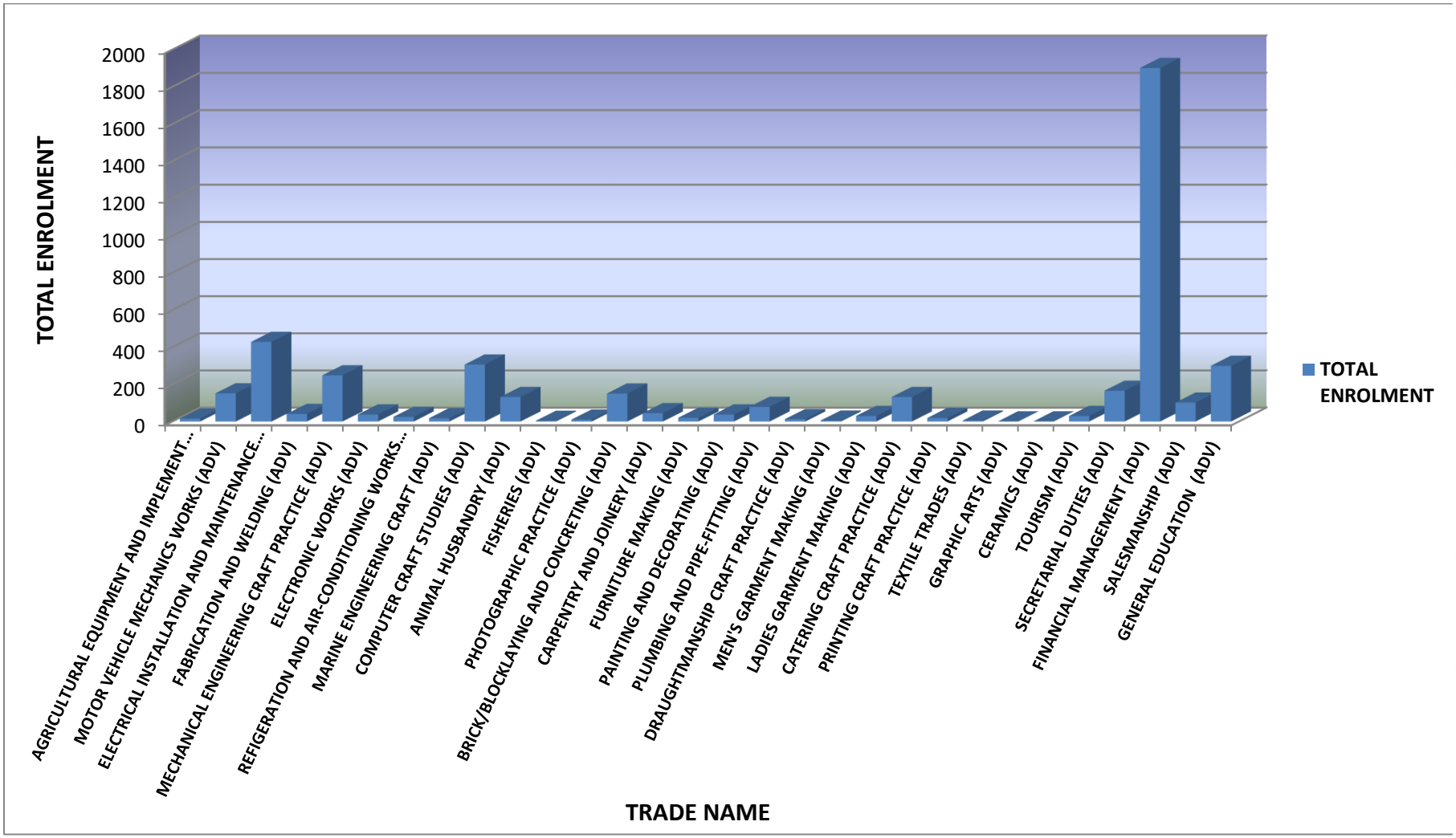

STATE BY GENDER ENROLMENT STATISTICS FOR 2018 NOVEMBER/DECEMBER NBC/NTC EXAMINATIONS (O'LEVEL)

STATE CODE	STATE	GENDER		TOTAL ENROLMENT
		FEMALE	MALE	
01	ABIA	239	201	440
02	ABUJA	1314	1311	2625
03	ADAMAWA	566	1001	1567
04	AKWA IBOM	93	215	308
05	ANAMBRA	342	288	630
06	BAUCHI	174	696	870
07	BAYELSA	51	55	106
08	BENUE	403	799	1202
09	BORNO	55	78	133
10	CROSS RIVER	538	784	1322
11	DELTA	264	309	573
12	EBONYI	92	108	200
13	EDO	362	374	736
14	EKITI	455	445	900
15	ENUGU	356	268	624
16	GOMBE	170	406	576
17	IMO	243	215	458
18	JIGAWA	88	436	524
19	KADUNA	87	203	290
20	KANO	57	150	207
21	KATSINA	263	806	1069
22	KEBBI	66	178	244
23	KOGI	1054	1425	2479
24	KWARA	2448	3153	5601
25	LAGOS	139	394	533
26	NASARAWA	1109	1902	3011
27	NIGER	1459	2756	4215
28	OGUN	100	234	334
29	ONDO	618	664	1282
30	OSUN	650	905	1555
31	OYO	239	447	686
32	PLATEAU	1101	1564	2665
33	RIVERS	50	104	154
34	SOKOTO	53	214	267
35	TARABA	504	821	1325
36	YOBE	245	604	849
37	ZAMFARA	48	240	288
	TOTAL	**16095**	**24753**	**40848**

GRAPHICAL REPRESENTATION OF STATE BY GENDER ENROLMENT STATISTICS FOR 2018 NOVEMBER/DECEMBER NBC/NTC EXAMINATIONS (O'LEVEL)

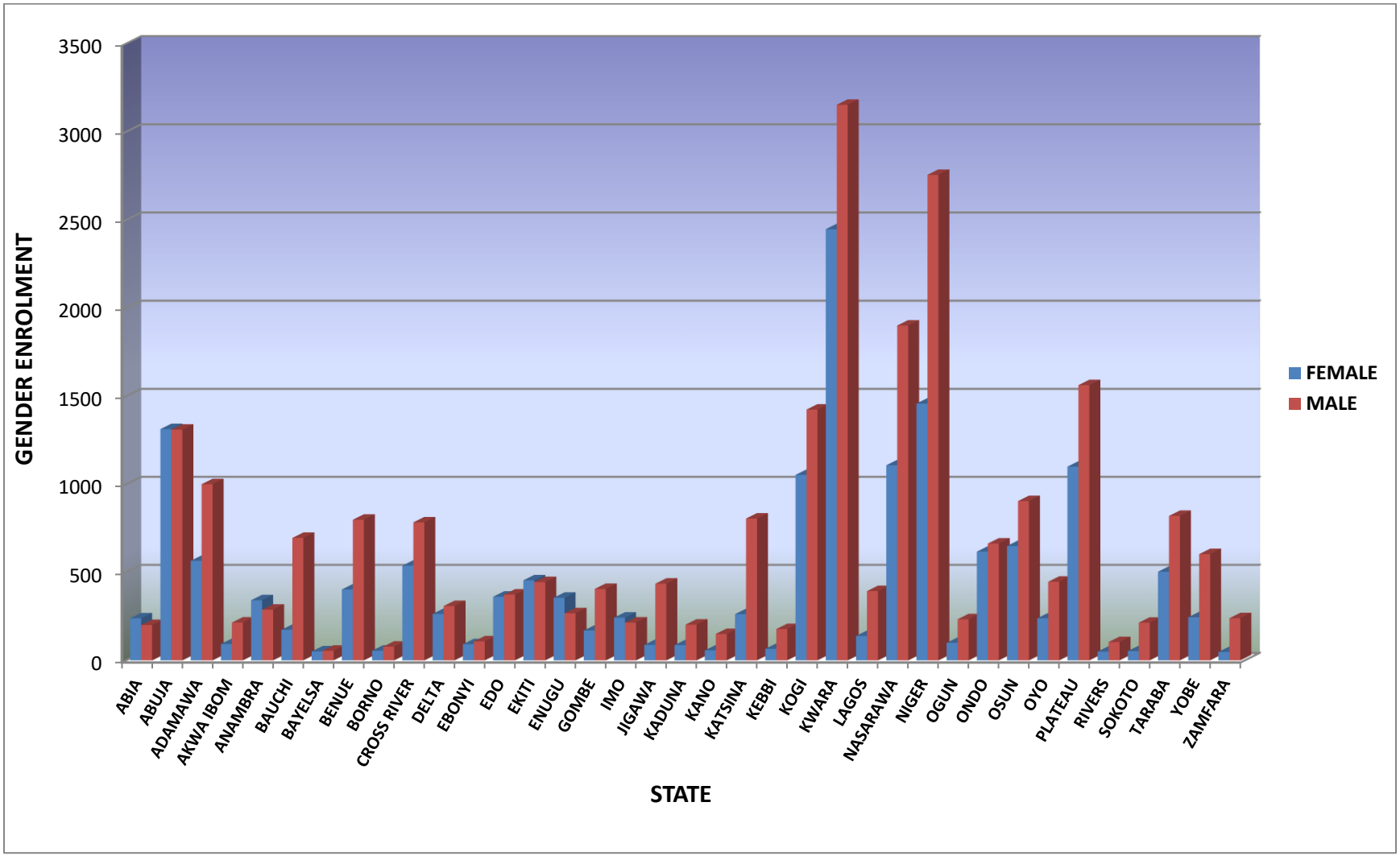

STATE BY GENDER ENROLMENT STATISTICS FOR 2018 NOVEMBER/DECEMBER ANBC/ANTC EXAMINATIONS (ADVANCED)

STATE CODE	STATE	GENDER		TOTAL ENROLMENT
		FEMALE	MALE	
01	ABIA	138	111	249
02	ABUJA	34	54	88
03	ADAMAWA	1	11	12
04	AKWA IBOM	110	192	302
05	ANAMBRA	85	49	134
06	BAUCHI	1	19	20
07	BAYELSA	31	38	69
08	BENUE	2	10	12
09	BORNO	1	6	7
10	CROSS RIVER	20	51	71
11	DELTA	73	135	208
12	EBONYI	242	176	418
13	EDO	160	183	343
14	EKITI	21	37	58
15	ENUGU	121	103	224
16	GOMBE	9	14	23
17	IMO	297	146	443
18	JIGAWA	1	4	5
19	KADUNA	2	47	49
20	KANO	0	9	9
21	KATSINA	0	8	8
22	KEBBI	0	0	0
23	KOGI	39	162	201
24	KWARA	91	153	244
25	LAGOS	63	247	310
26	NASARAWA	13	35	48
27	NIGER	8	23	31
28	OGUN	28	101	129
29	ONDO	53	173	226
30	OSUN	26	87	113
31	OYO	18	100	118
32	PLATEAU	10	9	19
33	RIVERS	63	115	178
34	SOKOTO	1	9	10
35	TARABA	27	43	70
36	YOBE	1	4	5
37	ZAMFARA	1	4	5
	TOTAL	**1791**	**2668**	**4459**

GRAPHICAL REPRESENTATION OF STATE BY GENDER ENROLMENT STATISTICS FOR 2018 NOVEMBER/DECEMBER ANBC/ANTC EXAMINATIONS (ADVANCED)

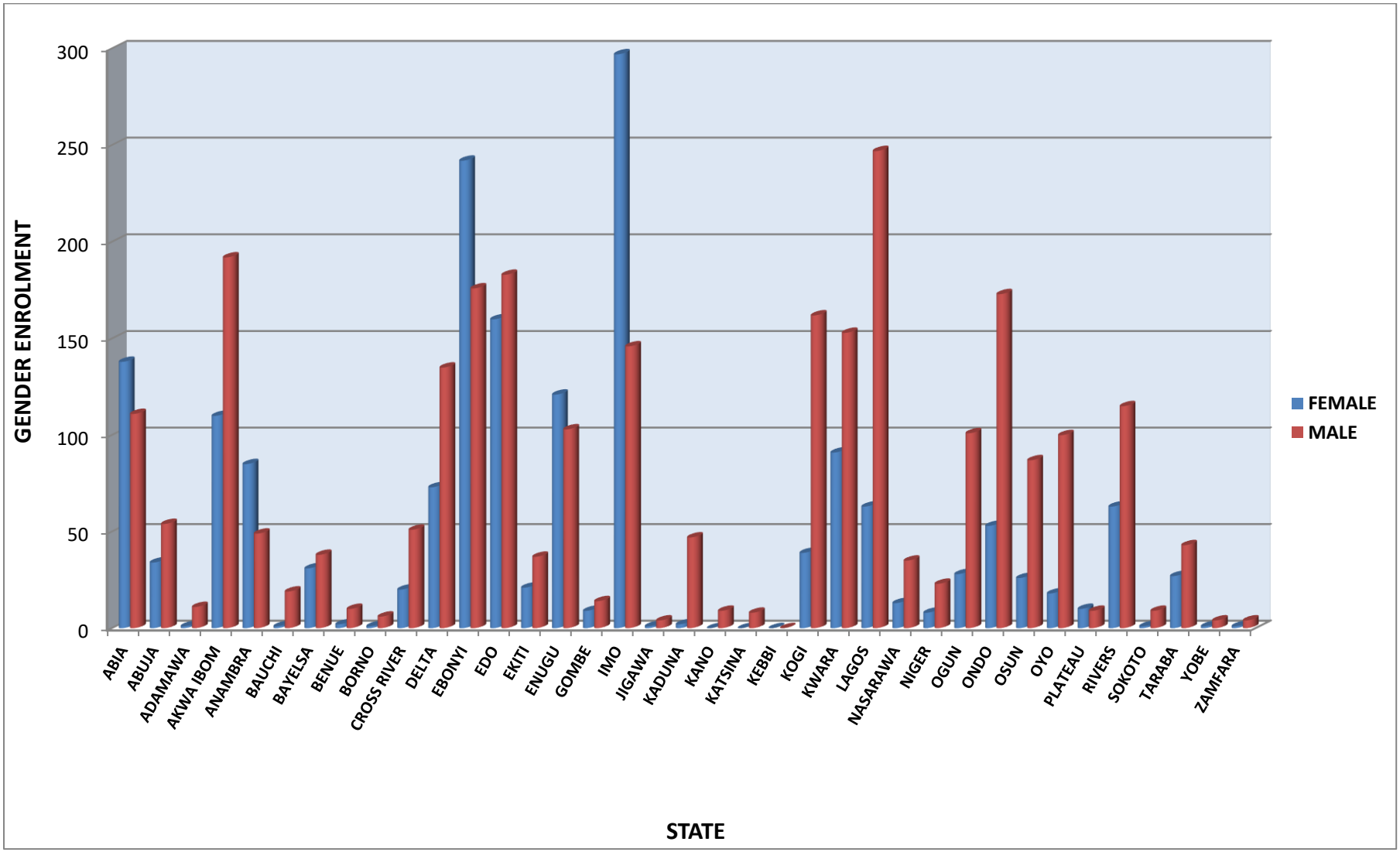

STATISTICS OF CANDIDATES WITH 5 CREDITS AND ABOVE INCLUDING ENGLISH LANGUAGE AND MATHEMATICS IN 2018 NOVEMBER/DECEMBER NBC/NTC EXAMINATIONS (O'LEVEL)

STATE CODE	STATE	GENDER		FIVE CREDITS AND ABOVE	TOTAL ENROLMENT
		FEMALE	MALE		
01	ABIA	167	123	290	440
02	ABUJA	1031	1000	2031	2625
03	ADAMAWA	427	732	1159	1567
04	AKWA IBOM	62	129	191	308
05	ANAMBRA	265	225	490	630
06	BAUCHI	60	176	236	870
07	BAYELSA	13	8	21	106
08	BENUE	322	546	868	1202
09	BORNO	27	45	72	133
10	CROSS RIVER	338	474	812	1322
11	DELTA	166	207	373	573
12	EBONYI	52	63	115	200
13	EDO	204	201	405	736
14	EKITI	321	313	634	900
15	ENUGU	246	162	408	624
16	GOMBE	102	213	315	576
17	IMO	166	133	299	458
18	JIGAWA	43	240	283	524
19	KADUNA	56	108	164	290
20	KANO	51	115	166	207
21	KATSINA	178	538	716	1069
22	KEBBI	48	152	200	244
23	KOGI	830	1073	1903	2479
24	KWARA	2120	2662	4782	5601
25	LAGOS	88	224	312	533
26	NASARAWA	890	1463	2353	3011
27	NIGER	1082	1973	3055	4215
28	OGUN	65	155	220	334
29	ONDO	514	550	1064	1282
30	OSUN	525	738	1263	1555
31	OYO	199	364	563	686
32	PLATEAU	662	878	1540	2665
33	RIVERS	25	54	79	154
34	SOKOTO	26	144	170	267
35	TARABA	361	588	949	1325
36	YOBE	171	435	606	849
37	ZAMFARA	24	148	172	288
	TOTAL	**11927**	**17352**	**29279**	**40848**

GRAPHICAL REPRESENTATION OF CANDIDATES WITH 5 CREDITS AND ABOVE INCLUDING ENGLISH LANGUAGE AND MATHEMATICS IN 2018 NOVEMBER/DECEMBER NBC/NTC EXAMINATIONS (O'LEVEL)

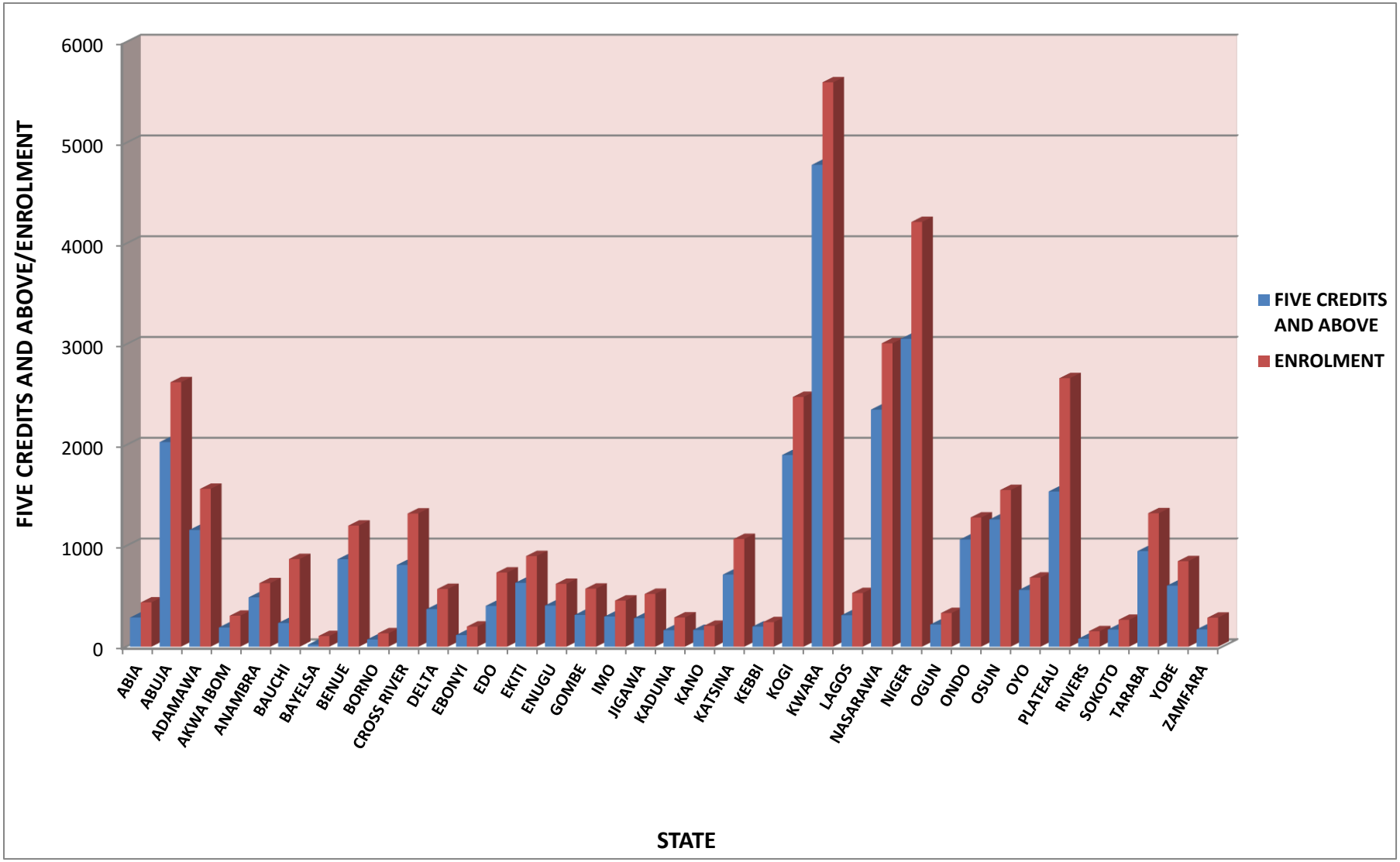

STATISTICS OF CANDIDATES WITH 5 CREDITS AND ABOVE WITH OR WITHOUT ENGLISH LANGUAGE AND MATHEMATICS IN 2018 NOVEMBER/DECEMBER NBC/NTC EXAMINATIONS (O'LEVEL)

STATE CODE	STATE	GENDER		FIVE CREDITS AND ABOVE	TOTAL ENROLMENT
		FEMALE	MALE		
01	ABIA	215	165	380	440
02	ABUJA	1173	1147	2320	2625
03	ADAMAWA	515	892	1407	1567
04	AKWA IBOM	84	190	274	308
05	ANAMBRA	318	261	579	630
06	BAUCHI	123	412	535	870
07	BAYELSA	41	38	79	106
08	BENUE	381	732	1113	1202
09	BORNO	42	69	111	133
10	CROSS RIVER	506	724	1230	1322
11	DELTA	208	247	455	573
12	EBONYI	84	91	175	200
13	EDO	251	262	513	736
14	EKITI	418	417	835	900
15	ENUGU	293	209	502	624
16	GOMBE	141	313	454	576
17	IMO	213	184	397	458
18	JIGAWA	81	388	469	524
19	KADUNA	75	155	230	290
20	KANO	54	141	195	207
21	KATSINA	235	735	970	1069
22	KEBBI	61	171	232	244
23	KOGI	998	1350	2348	2479
24	KWARA	2354	3002	5356	5601
25	LAGOS	118	336	454	533
26	NASARAWA	1056	1773	2829	3011
27	NIGER	1387	2608	3995	4215
28	OGUN	81	198	279	334
29	ONDO	585	632	1217	1282
30	OSUN	586	838	1424	1555
31	OYO	221	414	635	686
32	PLATEAU	968	1357	2325	2665
33	RIVERS	34	82	116	154
34	SOKOTO	39	165	204	267
35	TARABA	464	754	1218	1325
36	YOBE	230	549	779	849
37	ZAMFARA	43	202	245	288
	TOTAL	**14676**	**22203**	**36879**	**40848**

GRAPHICAL REPRESENTATION OF CANDIDATES WITH 5 CREDITS AND ABOVE WITH OR WITHOUT ENGLISH LANGUAGE AND MATHEMATICS IN 2018 NOVEMBER/DECEMBER NBC/NTC EXAMINATIONS (O'LEVEL)

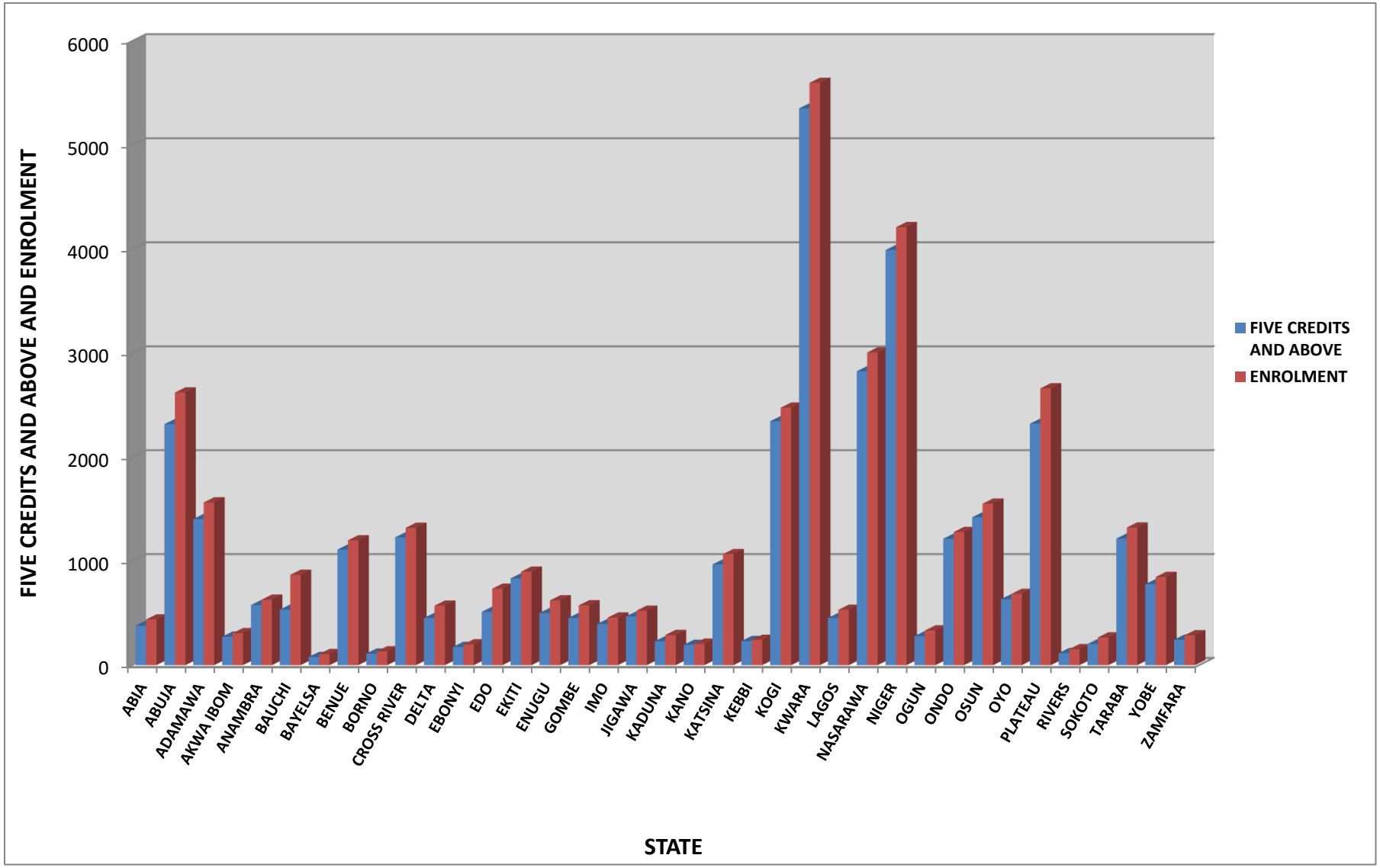

TRADE BY GENDER ENROLMENT STATISTICS FOR 2008 COMMON ENTRANCE EXAMINATION

TRADE CODE	TRADE NAME	GENDER		TOTAL
		FEMALE	MALE	
01O	AGRIC EQUIP. AND IMPLEMENT MECH. WORK	70	267	337
02O	MOTOR VEHICLE MECHANICS	69	1409	1478
03O	AUTO-ELECTRICAL WORK	13	135	148
04O	ELECT. INST. & MAINT. PRACTICE	556	5106	5662
05O	FABRICATION & WELDING	175	1034	1209
06O	MECHANICAL ENGR. CRAFT PRACTICE	87	1406	1493
07O	RADIO, TV & ELECTRONICS WORK	75	600	675
08O	REFRIGERATION & A/C PRACTICE	6	56	62
09O	VEHICLE BODY BUILDING	0	62	62
10O	LIGHT VEHICLE BODY REPAIR WORK	2	10	12
11O	INSTRUMENT MECHANICS WORK	0	13	13
12O	APPLIANCE MAINTENANCE AND REPAIRS	1	9	10
13O	FOUNDRY CRAFT	1	2	3
15O	MARINE ENGINEERING CRAFT PRACTICE	1	29	30
16O	SHIP BUILDING CRAFT PRACTICE	1	6	7
17O	COMPUTER CRAFT STUDIES	217	805	1022
18O	ANIMAL HUSBANDRY	0	2	2
20O	FISHERIES	3	8	11
21O	BRICKLAYING/ BLOCKLAYING & C.	170	1803	1973
22O	CARPENTRY AND JOINERY	121	843	964
23O	FURNITURE MAKING	9	192	201
24O	MACHINE WOOD WORKING	0	32	32
25O	PAINTING & DECORATING	14	146	160
26O	PLUMBING & PIPE FITTING	7	169	176
27O	DRAUGHTMANSHIP	9	47	56
31O	COSMETOLOGY	1	1	2
32O	MEN'S GARMENT MAKING	4	10	14
33O	LADIES GARMENT MAKING	73	35	108
34O	CATERING CRAFT PRACTICE	463	155	618
35O	LEATHER TRADES	1	14	15
36O	PRINTING CRAFT	12	42	54
37O	TEXTILE TRADES	1	4	5
38O	GRAPHICS ARTS	6	39	45
39O	CERAMICS	1	1	2
40O	PHOTOGRAPHIC PRACTICE	5	10	15
41O	SECRETARIAL STUDIES	529	305	834
42O	BOOK KEEPING	750	693	1443
43O	SALESMANSHIP	26	9	35
44O	TOURISM	1	0	1
TOTAL		**3482**	**15513**	**18995**

GRAPICAL REPRESENTATION OF TRADE BY GENDER ENROLMENT STATISTICS FOR 2008 COMMON ENTRANCE EXAMINATION

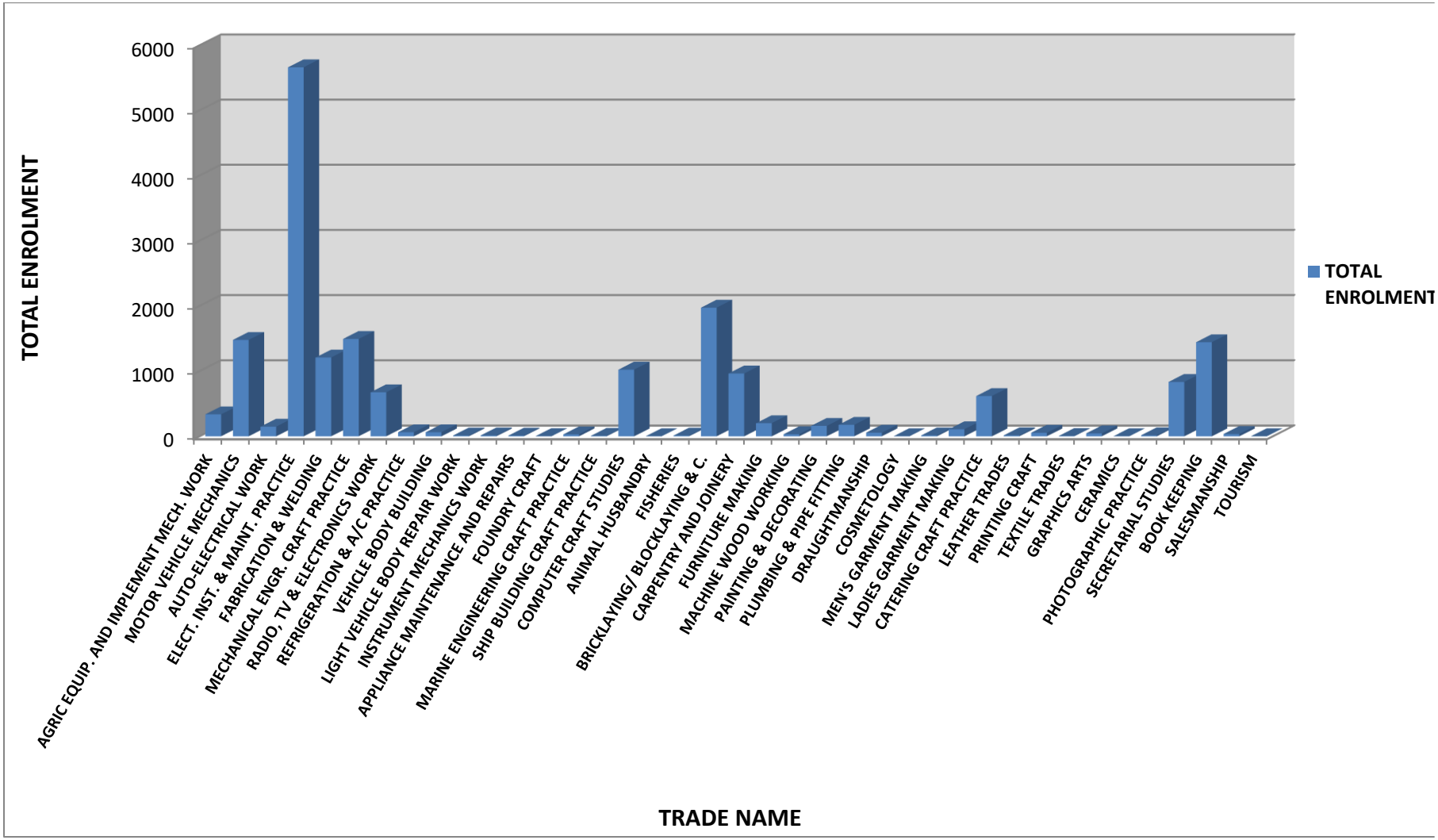

ENROLMENT STATISTICS FOR 2008 COMMON ENTRANCE EXAMINATION

STATE CODE	STATE	GENDER		TOTAL
		FEMALE	MALE	
01	ABIA	41	152	193
02	ABUJA	262	525	787
03	ADAMAWA	312	1070	1382
04	AKWA IBOM	64	265	329
05	ANAMBRA	46	194	240
06	BAUCHI	1	21	22
07	BAYELSA	199	427	626
08	BENUE	12	84	96
09	BORNO	383	618	1001
10	CROSS RIVER	20	99	119
11	DELTA	140	335	475
12	EBONYI	26	79	105
13	EDO	21	74	95
14	EKITI	162	839	1001
15	ENUGU	2	2	4
16	GOMBE	130	362	492
17	IMO	44	914	958
18	JIGAWA	13	254	267
19	KADUNA	100	496	596
20	KANO	8	239	247
21	KATSINA	2	13	15
22	KEBBI	32	50	82
23	KOGI	27	91	118
24	KWARA	59	211	270
25	LAGOS	60	162	222
26	NASARAWA	106	324	430
27	NIGER	2	16	18
28	OGUN	146	392	538
29	ONDO	30	98	128
30	OSUN	48	196	244
31	OYO	81	426	507
32	PLATEAU	24	223	247
33	RIVERS	54	373	427
34	SOKOTO	6	181	187
35	TARABA	88	155	243
36	YOBE	178	518	696
37	ZAMFARA	3	30	33
38	UNINDICATED	549	5003	5552
TOTAL		**3481**	**15511**	**18992**

GRAPHICAL REPRESENTATION OF ENROLMENT STATISTICS FOR 2008 COMMON ENTRANCE EXAMINATION

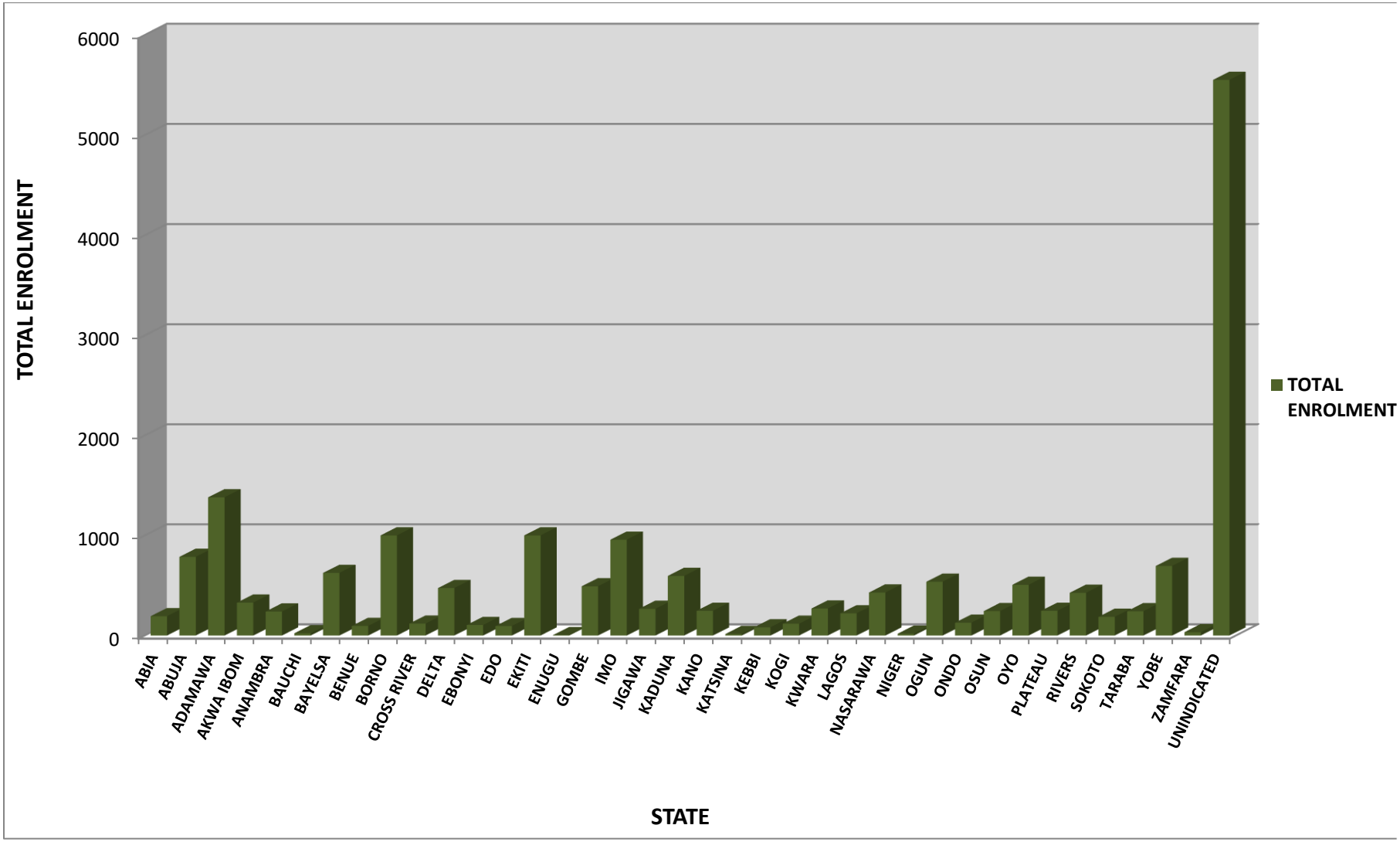

TRADE BY GENDER ENROLMENT STATISTICS FOR 2009 COMMON ENTRANCE EXAMINATION

TRADE CODE	TRADE NAME	GENDER		TOTAL
		FEMALE	MALE	
01O	AGRIC EQUIP. AND IMPLEMENT MECH. WORK	70	267	337
02O	MOTOR VEHICLE MECHANICS	69	1409	1478
03O	AUTO-ELECTRICAL WORK	13	135	148
04O	ELECT. INST. & MAINT. PRACTICE	556	5106	5662
05O	FABRICATION & WELDING	175	1034	1209
06O	MECHANICAL ENGR. CRAFT PRACTICE	87	1406	1493
07O	RADIO, TV & ELECTRONICS WORK	75	600	675
08O	REFRIGERATION & A/C PRACTICE	6	56	62
09O	VEHICLE BODY BUILDING	0	62	62
10O	LIGHT VEHICLE BODY REPAIR WORK	2	10	12
11O	INSTRUMENT MECHANICS WORK	0	13	13
12O	APPLIANCE MAINTENANCE AND REPAIRS	1	9	10
13O	FOUNDRY CRAFT	1	2	3
15O	MARINE ENGINEERING CRAFT PRACTICE	1	29	30
16O	SHIP BUILDING CRAFT PRACTICE	1	6	7
17O	COMPUTER CRAFT STUDIES	217	805	1022
18O	ANIMAL HUSBANDRY	0	2	2
20O	FISHERIES	3	8	11
21O	BRICKLAYING/ BLOCKLAYING & C.	170	1803	1973
22O	CARPENTRY AND JOINERY	121	843	964
23O	FURNITURE MAKING	9	192	201
24O	MACHINE WOOD WORKING	0	32	32
25O	PAINTING & DECORATING	14	146	160
26O	PLUMBING & PIPE FITTING	7	169	176
27O	DRAUGHTMANSHIP	9	47	56
31O	COSMETOLOGY	1	1	2
32O	MEN'S GARMENT MAKING	4	10	14
33O	LADIES GARMENT MAKING	73	35	108
34O	CATERING CRAFT PRACTICE	463	155	618
35O	LEATHER TRADES	1	14	15
36O	PRINTING CRAFT	12	42	54
37O	TEXTILE TRADES	1	4	5
38O	GRAPHICS ARTS	6	39	45
39O	CERAMICS	1	1	2
40O	PHOTOGRAPHIC PRACTICE	5	10	15
41O	SECRETARIAL STUDIES	529	305	834
42O	BOOK KEEPING	751	695	1446
43O	SALESMANSHIP	26	9	35
44O	TOURISM	1	0	1
TOTAL		**3481**	**15511**	**18992**

GRAPHICAL REPRESENTATION OF TRADE BY GENDER ENROLMENT STATISTICS FOR 2009 COMMON ENTRANCE EXAMINATION

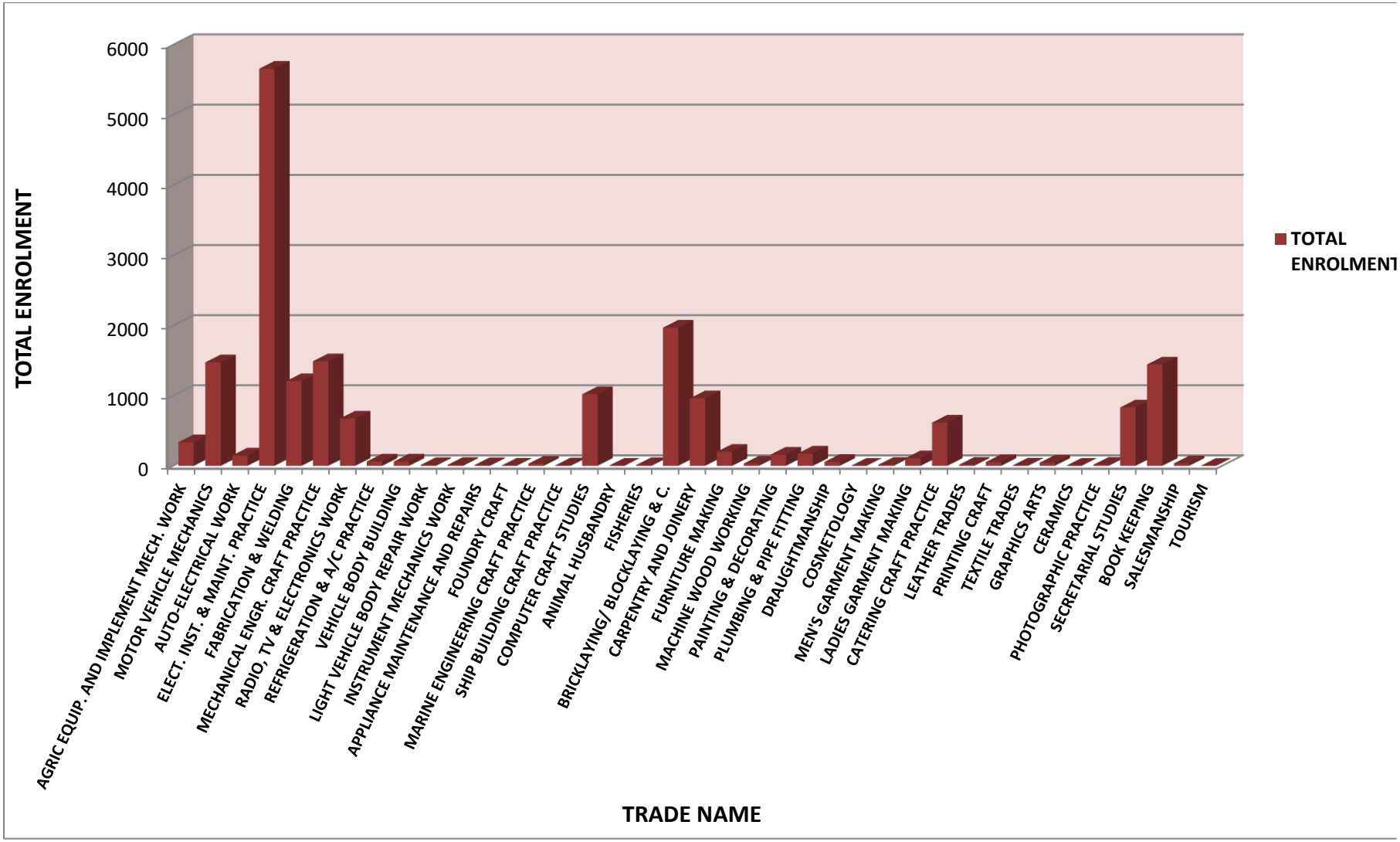

ENROLMENT STATISTICS FOR 2009 COMMON ENTRANCE EXAMINATION

STATE CODE	STATE	GENDER		TOTAL
		FEMALE	MALE	
01	ABIA	41	152	193
02	ABUJA	262	525	787
03	ADAMAWA	312	1070	1382
04	AKWA IBOM	64	265	329
05	ANAMBRA	46	194	240
06	BAUCHI	1	21	22
07	BAYELSA	199	427	626
08	BENUE	12	84	96
09	BORNO	383	618	1001
10	CROSS RIVER	20	99	119
11	DELTA	140	335	475
12	EBONYI	26	79	105
13	EDO	21	74	95
14	EKITI	162	839	1001
15	ENUGU	2	2	4
16	GOMBE	130	362	492
17	IMO	44	914	958
18	JIGAWA	13	254	267
19	KADUNA	100	496	596
20	KANO	8	239	247
21	KATSINA	2	13	15
22	KEBBI	32	50	82
23	KOGI	27	91	118
24	KWARA	59	211	270
25	LAGOS	60	162	222
26	NASARAWA	106	324	430
27	NIGER	2	16	18
28	OGUN	146	392	538
29	ONDO	30	98	128
30	OSUN	48	196	244
31	OYO	81	426	507
32	PLATEAU	24	223	247
33	RIVERS	54	373	427
34	SOKOTO	6	181	187
35	TARABA	88	155	243
36	YOBE	178	518	696
37	ZAMFARA	3	30	33
38	UNINDICATED	549	5003	5552
TOTAL		**3481**	**15511**	**18992**

GRAPHICAL REPRESENTATION OF ENROLMENT STATISTICS FOR 2009 COMMON ENTRANCE EXAMINATION

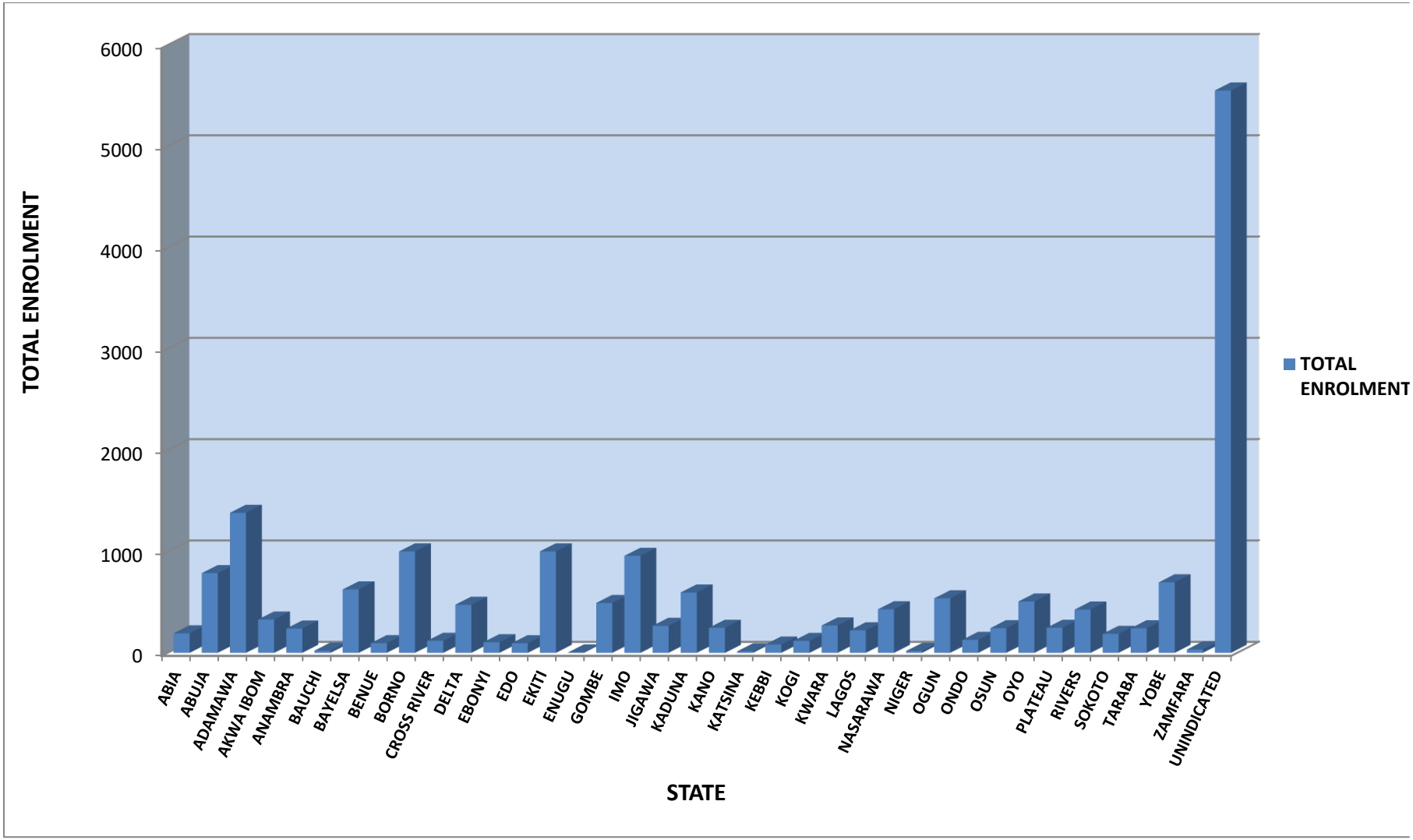

TRADE BY GENDER ENROLMENT STATISTICS FOR 2010 COMMON ENTRANCE EXAMINATION

TRADE CODE	TRADE NAME	GENDER		TOTAL
		FEMALE	MALE	
01O	AGRIC EQUIP. AND IMPLEMENT MECH. WORK	24	98	122
02O	MOTOR VEHICLE MECHANICS	106	1165	1271
03O	AUTO-ELECTRICAL WORK	12	106	118
04O	ELECT. INST. & MAINT. PRACTICE	569	4617	5186
05O	FABRICATION & WELDING	191	939	1130
06O	MECHANICAL ENGR. CRAFT PRACTICE	95	1324	1419
07O	RADIO, TV & ELECTRONICS WORK	46	564	610
08O	REFRIGERATION & A/C PRACTICE	7	133	140
09O	VEHICLE BODY BUILDING	1	13	14
11O	INSTRUMENT MECHANICS WORK	4	17	21
12O	APPLIANCE MAINTENANCE AND REPAIRS	3	14	17
13O	FOUNDRY CRAFT	0	3	3
14O	GLASS BLOWING	0	8	8
15O	MARINE ENGINEERING CRAFT PRACTICE	3	7	10
16O	SHIP BUILDING CRAFT PRACTICE	3	20	23
17O	COMPUTER CRAFT STUDIES	450	992	1442
18O	ANIMAL HUSBANDRY	0	6	6
21O	BRICKLAYING/ BLOCKLAYING & C.	191	1517	1708
22O	CARPENTRY AND JOINERY	130	720	850
23O	FURNITURE MAKING	19	218	237
24O	MACHINE WOOD WORKING	3	27	30
25O	PAINTING & DECORATING	20	133	153
26O	PLUMBING & PIPE FITTING	12	162	174
27O	DRAUGHTMANSHIP	0	20	20
31O	COSMETOLOGY	2	10	12
32O	MEN'S GARMENT MAKING	4	19	23
33O	LADIES GARMENT MAKING	164	58	222
34O	CATERING CRAFT PRACTICE	629	292	921
35O	LEATHER TRADES	2	25	27
36O	PRINTING CRAFT	13	86	99
37O	TEXTILE TRADES	1	3	4
38O	GRAPHICS ARTS	23	124	147
39O	CERAMICS	1	5	6
41O	SECRETARIAL STUDIES	157	113	270
42O	BOOK KEEPING	502	502	1004
43O	SALESMANSHIP	6	6	12
44O	TOURISM	3	2	5
TOTAL		**3396**	**14068**	**17464**

GRAPHICAL REPRESENTATION OF TRADE BY GENDER ENROLMENT STATISTICS FOR 2010 COMMON ENTRANCE EXAMINATION

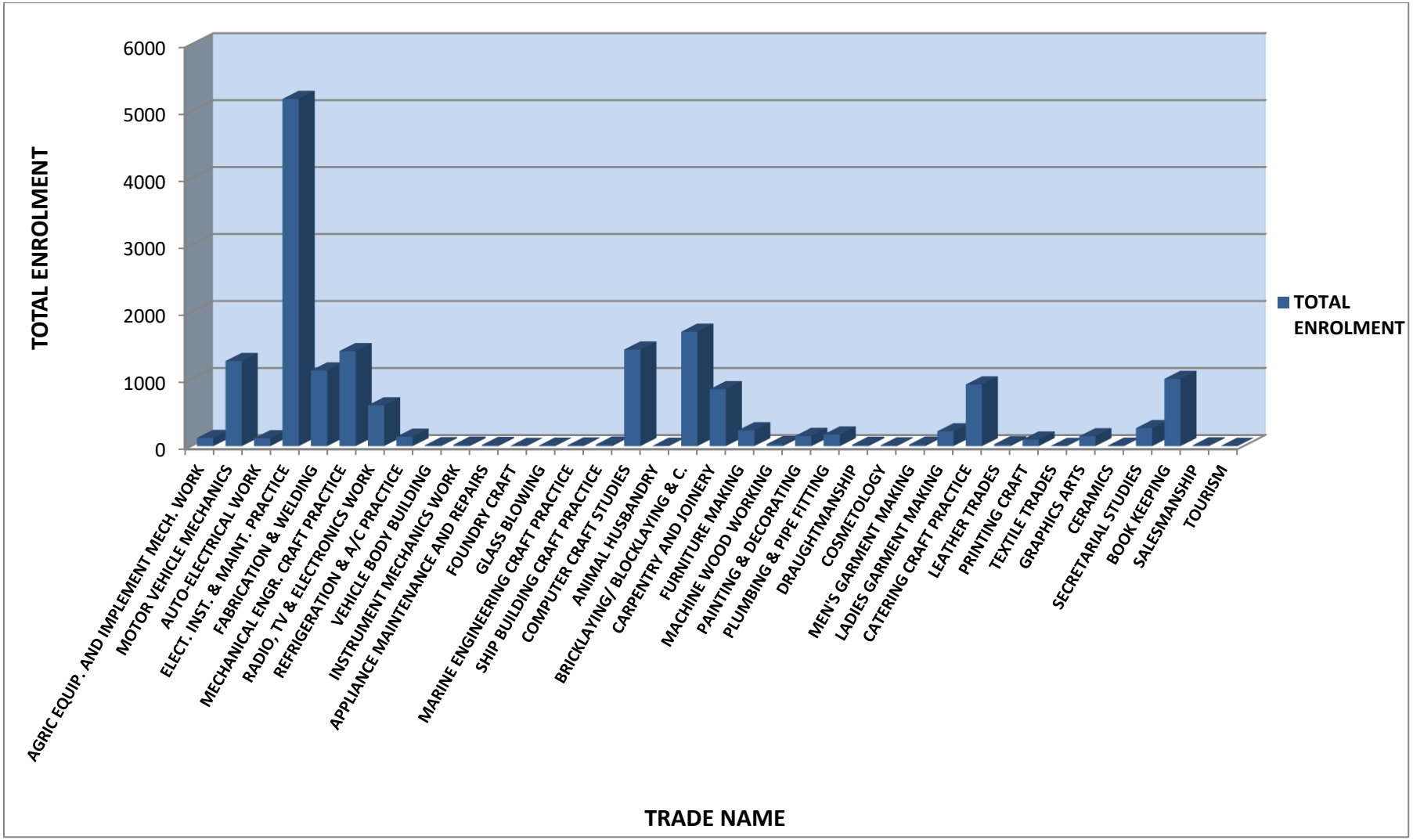

ENROLMENT STATISTICS FOR 2010 COMMON ENTRANCE EXAMINATION

STATE CODE	STATE	GENDER		TOTAL
		FEMALE	MALE	
01	ABIA	10	60	70
02	ABUJA	32	221	253
03	ADAMAWA	295	924	1219
04	AKWA IBOM	95	1425	1520
05	ANAMBRA	64	270	334
06	BAUCHI	264	1493	1757
07	BAYELSA	2	19	21
08	BENUE	36	137	173
09	BORNO	20	47	67
10	CROSS RIVER	363	917	1280
11	DELTA	0	0	0
12	EBONYI	78	299	377
13	EDO	2	7	9
14	EKITI	1	18	19
15	ENUGU	127	717	844
16	GOMBE	99	382	481
17	IMO	60	758	818
18	JIGAWA	7	93	100
19	KADUNA	63	292	355
20	KANO	12	278	290
21	KATSINA	21	48	69
22	KEBBI	27	120	147
23	KOGI	16	162	178
24	KWARA	1287	2913	4200
25	LAGOS	64	304	368
26	NASARAWA	6	9	15
27	NIGER	51	236	287
28	OGUN	1	21	22
29	ONDO	38	196	234
30	OSUN	43	267	310
31	OYO	18	316	334
32	PLATEAU	77	409	486
33	RIVERS	0	2	2
34	SOKOTO	14	226	240
35	TARABA	99	442	541
36	YOBE	3	6	9
37	ZAMFARA	1	34	35
TOTAL		**3396**	**14068**	**17464**

GRAPHICAL REPRESENTATION OF ENROLMENT STATISTICS FOR 2010 COMMON ENTRANCE EXAMINATION

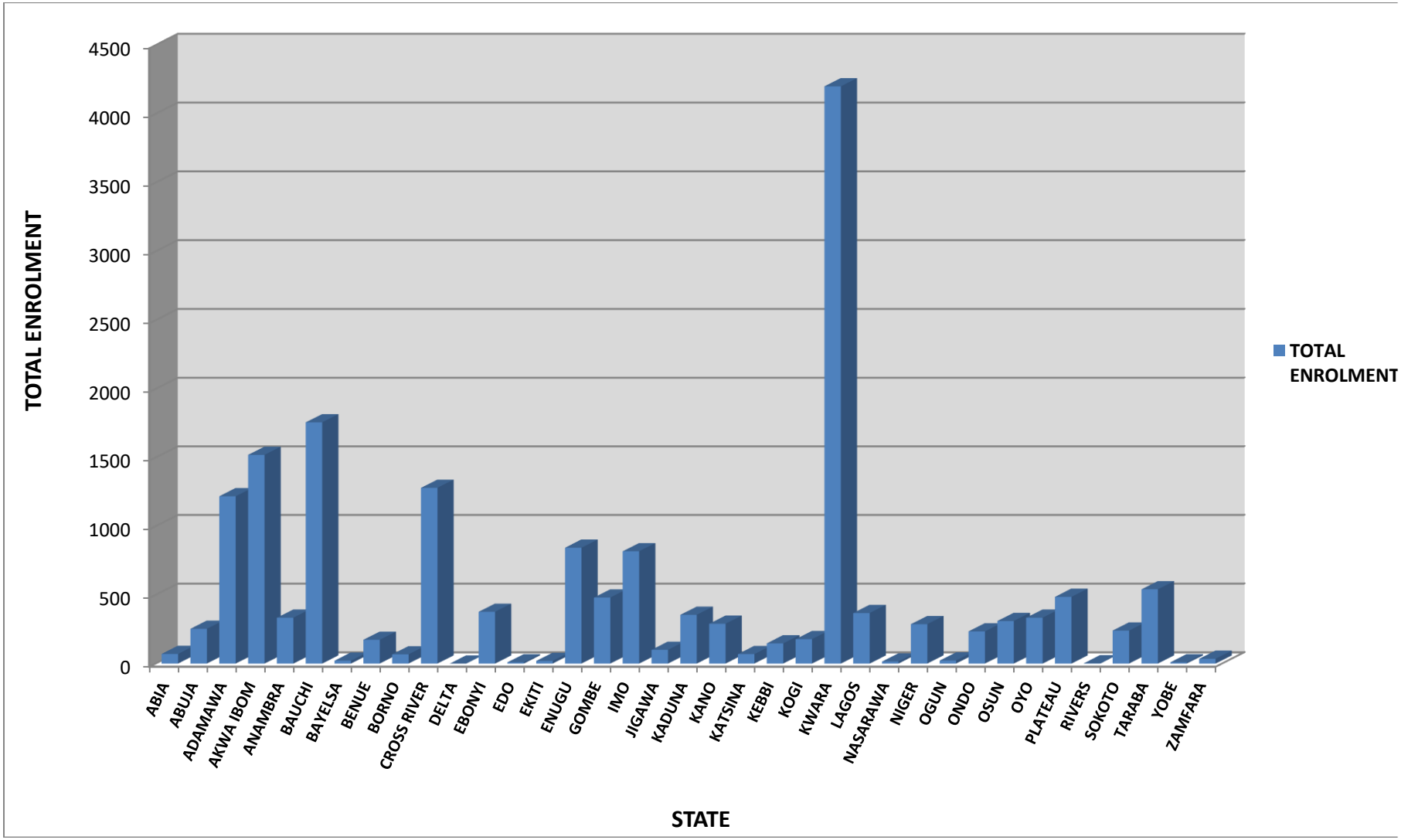

TRADE BY GENDER ENROLMENT STATISTICS FOR 2011 COMMON ENTRANCE EXAMINATION

TRADE CODE	TRADE NAME	GENDER		TOTAL
		FEMALE	MALE	
01O	AGRIC EQUIP. AND IMPLEMENT MECH. WORK	96	126	30
02O	MOTOR VEHICLE MECHANICS	854	923	69
03O	AUTO-ELECTRICAL WORK	172	194	22
04O	ELECT. INST. & MAINT. PRACTICE	3530	4075	545
05O	FABRICATION & WELDING	646	687	41
06O	MECHANICAL ENGR. CRAFT PRACTICE	824	918	94
07O	RADIO, TV & ELECTRONICS WORK	280	298	18
08O	REFRIGERATION & A/C PRACTICE	45	47	2
09O	VEHICLE BODY BUILDING	12	13	1
11O	INSTRUMENT MECHANICS WORK	3	35	38
12O	APPLIANCE MAINTENANCE AND REPAIRS	2	10	12
13O	FOUNDRY CRAFT	0	4	4
15O	MARINE ENGINEERING CRAFT PRACTICE	0	4	4
16O	SHIP BUILDING CRAFT PRACTICE	1	17	18
17O	COMPUTER CRAFT STUDIES	219	443	662
18O	ANIMAL HUSBANDRY	0	1	1
20O	FISHERIES	4	14	18
21O	BRICKLAYING/ BLOCKLAYING & C.	214	1355	1567
22O	CARPENTRY AND JOINERY	47	479	526
23O	FURNITURE MAKING	3	108	111
24O	MACHINE WOOD WORKING	8	23	31
25O	PAINTING & DECORATING	17	85	102
26O	PLUMBING & PIPE FITTING	11	94	105
27O	DRAUGHTMANSHIP	1	16	17
31O	COSMETOLOGY	3	12	15
32O	MEN'S GARMENT MAKING	2	0	2
33O	LADIES GARMENT MAKING	38	9	47
34O	CATERING CRAFT PRACTICE	307	63	370
35O	LEATHER TRADES	2	4	6
36O	PRINTING CRAFT	7	38	45
37O	TEXTILE TRADES	0	1	1
38O	GRAPHICS ARTS	7	22	29
39O	CERAMICS	0	1	1
40O	PHOTOGRAPHIC PRACTICE	3	12	15
41O	SECRETARIAL STUDIES	185	125	310
42O	BOOK KEEPING	560	561	1121
43O	SALESMANSHIP	4	13	17
44O	TOURISM	3	4	7
TOTAL		**2476**	**10025**	**12501**

GRAPHICAL REPRESENTATION OF TRADE BY GENDER ENROLMENT STATISTICS FOR 2011 COMMON ENTRANCE EXAMINATION

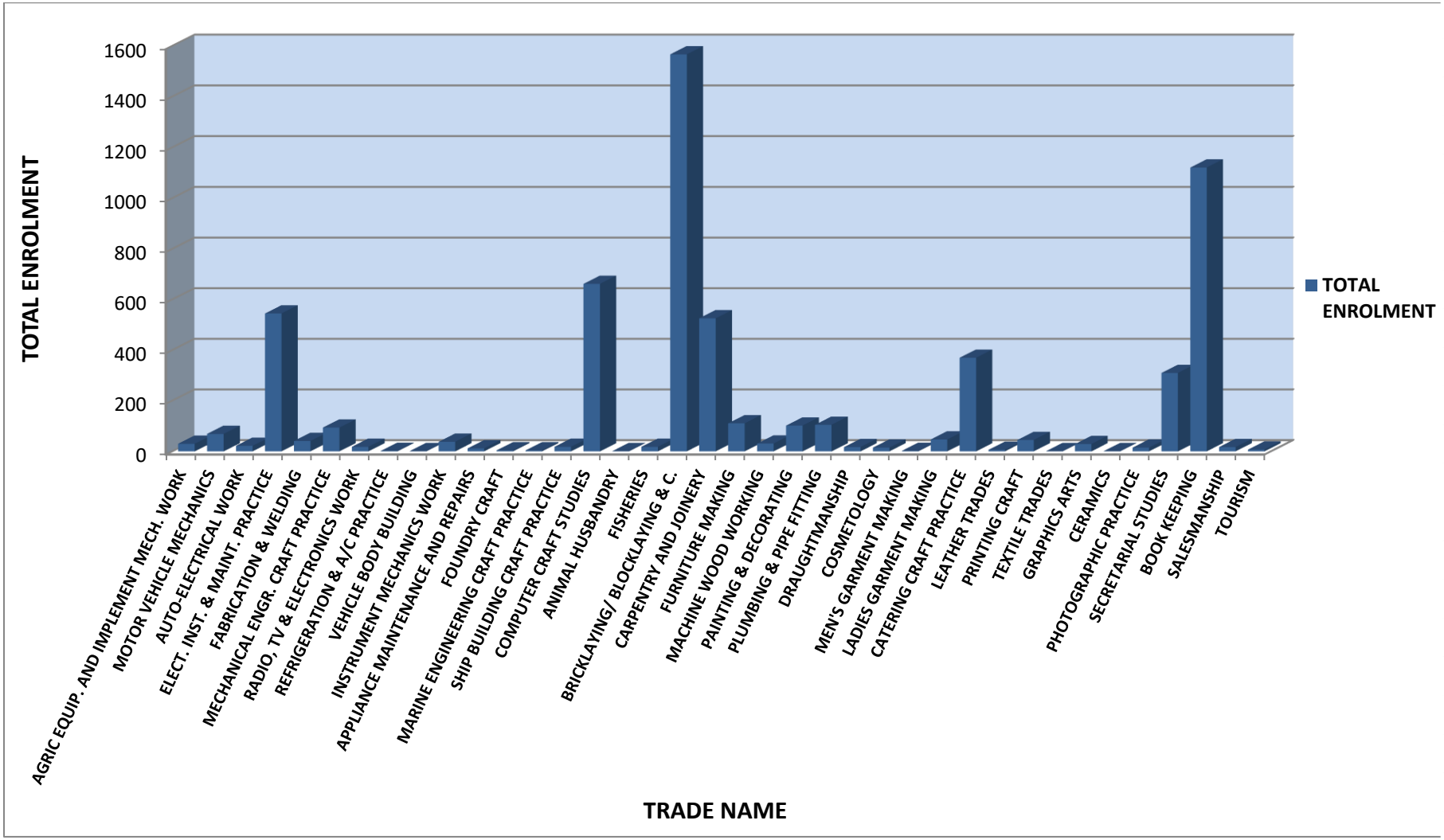

ENROLMENT STATISTICS FOR 2011 COMMON ENTRANCE EXAMINATION

STATE CODE	STATE	GENDER		TOTAL
		FEMALE	MALE	
01	ABIA	12	25	37
02	ABUJA	83	264	347
03	ADAMAWA	170	249	419
04	AKWA IBOM	213	1435	1648
05	ANAMBRA	118	263	381
06	BAUCHI	738	1004	1742
07	BAYELSA	1	5	6
08	BENUE	12	192	204
09	BORNO	55	229	284
10	CROSS RIVER	546	894	1440
11	DELTA	0	3	3
12	EBONYI	0	1	1
13	EDO	1	2	3
14	EKITI	2	13	15
15	ENUGU	89	586	675
16	GOMBE	62	141	203
17	IMO	114	365	479
18	JIGAWA	0	3	3
19	KADUNA	160	365	525
20	KANO	0	9	9
21	KATSINA	0	0	0
22	KEBBI	0	3	3
23	KOGI	0	0	0
24	KWARA	18	158	176
25	LAGOS	373	992	1365
26	NASARAWA	41	219	260
27	NIGER	130	318	448
28	OGUN	61	145	206
29	ONDO	2	14	16
30	OSUN	12	92	104
31	OYO	37	288	325
32	PLATEAU	7	39	46
33	RIVERS	137	382	519
34	SOKOTO	63	187	250
35	TARABA	95	368	463
36	YOBE	0	3	3
37	ZAMFARA	0	0	0
	TOTAL	**3352**	**9256**	**12608**

GRAPHICAL REPRESENTATION OF ENROLMENT STATISTICS FOR 2011 COMMON ENTRANCE EXAMINATION

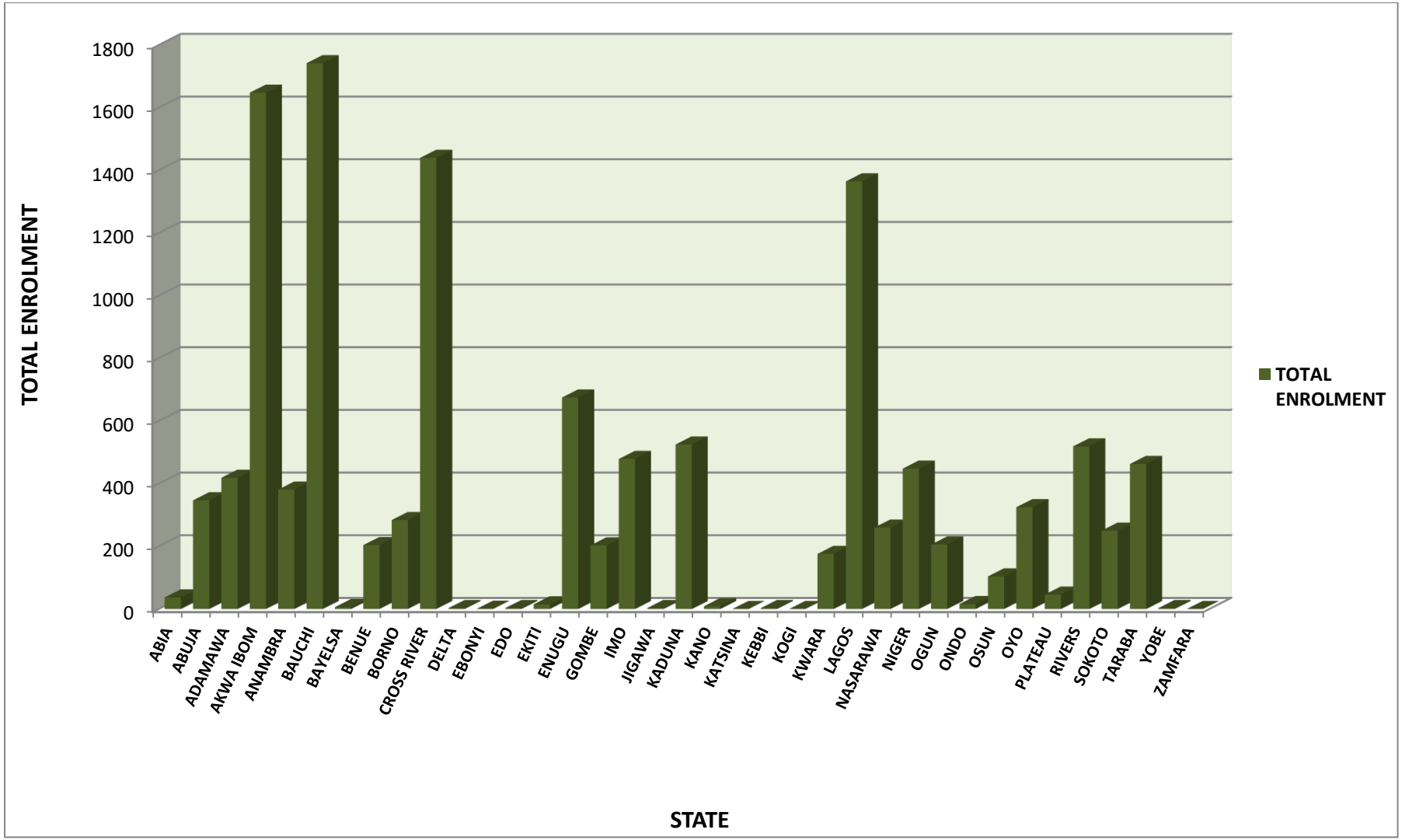

TRADE BY GENDER ENROLMENT STATISTICS FOR 2012 COMMON ENTRANCE EXAMINATION

TRADE CODE	TRADE NAME	GENDER			TOTAL
		UNINDICATED	FEMALE	MALE	
01O	AGRIC EQUIP. AND IMPLEMENT MECH. WORK	3	23	46	72
02O	MOTOR VEHICLE MECHANICS	84	34	675	793
03O	AUTO-ELECTRICAL WORK	9	5	42	56
04O	ELECT. INST. & MAINT. PRACTICE	253	378	2464	3095
05O	FABRICATION & WELDING	65	45	460	570
06O	MECHANICAL ENGR. CRAFT PRACTICE	45	12	437	494
07O	RADIO, TV & ELECTRONICS WORK	23	57	174	254
08O	REFRIGERATION & A/C PRACTICE	4	2	26	32
09O	VEHICLE BODY BUILDING	0	1	2	3
10O	LIGHT VEHICLE BODY REPAIR WORK	0	1	3	4
11O	INSTRUMENT MECHANICS WORK	1	0	7	8
12O	APPLIANCE MAINTENANCE AND REPAIRS	0	0	10	10
13O	FOUNDRY CRAFT	0	1	3	4
15O	MARINE ENGINEERING CRAFT PRACTICE	0	1	8	9
16O	SHIP BUILDING CRAFT PRACTICE	1	0	4	5
17O	COMPUTER CRAFT STUDIES	31	144	237	412
18O	ANIMAL HUSBANDRY	1	2	8	11
20O	FISHERIES	0	1	6	7
21O	BRICKLAYING/ BLOCKLAYING & C.	113	91	911	1115
22O	CARPENTRY AND JOINERY	29	87	325	441
23O	FURNITURE MAKING	10	4	101	115
24O	MACHINE WOOD WORKING	1	2	4	7
25O	PAINTING & DECORATING	7	10	46	63
26O	PLUMBING & PIPE FITTING	11	17	133	161
27O	DRAUGHTMANSHIP	1	3	10	14
31O	COSMETOLOGY	0	3	2	5
32O	MEN'S GARMENT MAKING	0	0	5	5
33O	LADIES GARMENT MAKING	4	28	4	36
34O	CATERING CRAFT PRACTICE	42	156	37	235
35O	LEATHER TRADES	2	1	4	7
36O	PRINTING CRAFT	4	4	18	26
37O	TEXTILE TRADES	0	0	1	1
38O	GRAPHICS ARTS	5	1	16	22
40O	PHOTOGRAPHIC PRACTICE	0	2	3	5
41O	SECRETARIAL STUDIES	9	118	52	179
42O	BOOK KEEPING	47	309	236	592
43O	SALESMANSHIP	2	4	3	9
44O	TOURISM	1	2	4	7
TOTAL		**809**	3	**6527**	**8885**

GRAPHICAL REPRESENTATION OF TRADE BY GENDER ENROLMENT STATISTICS FOR 2012 COMMON ENTRANCE EXAMINATION

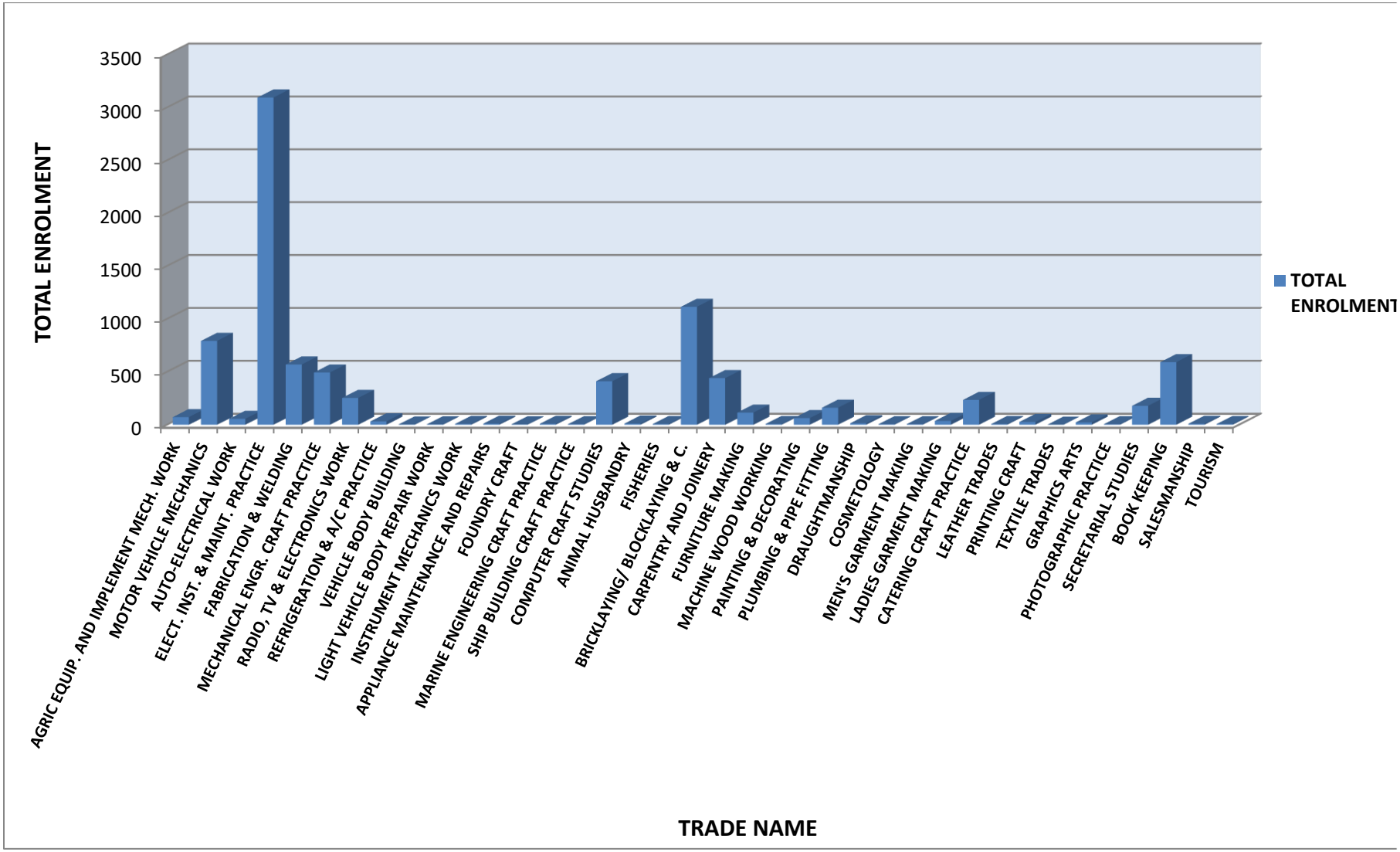

ENROLMENT STATISTICS FOR 2012 COMMON ENTRANCE EXAMINATION

STATE CODE	STATE	GENDER			TOTAL ENROLMENT
		UNINDICATED	FEMALE	MALE	
01	ABIA	0	9	71	80
02	ABUJA	0	110	419	529
03	ADAMAWA	2	183	459	644
04	AKWA IBOM	2	139	1214	1355
05	ANAMBRA	0	112	234	346
06	BAUCHI	0	1	10	11
07	BAYELSA	0	14	34	48
08	BENUE	0	24	112	136
09	BORNO	0	308	507	815
10	CROSS RIVER	0	28	67	95
11	DELTA	0	26	245	271
12	EBONYI	0	7	32	39
13	EDO	0	4	31	35
14	EKITI	1	74	298	372
15	ENUGU	0	28	84	112
16	GOMBE	0	38	682	720
17	IMO	0	1	96	97
18	JIGAWA	0	21	96	117
19	KADUNA	0	1	6	7
20	KANO	0	40	54	94
21	KATSINA	0	0	1	1
22	KEBBI	0	5	20	25
23	KOGI	0	12	118	130
24	KWARA	0	23	108	131
25	LAGOS	0	56	280	336
26	NASARAWA	0	0	3	3
27	NIGER	0	40	140	180
28	OGUN	0	11	35	46
29	ONDO	0	14	92	106
30	OSUN	0	29	171	200
31	OYO	0	18	154	172
32	PLATEAU	0	13	178	191
33	RIVERS	0	0	0	0
34	SOKOTO	0	20	91	111
35	TARABA	0	124	301	425
36	YOBE	0	5	6	11
37	ZAMFARA	0	1	9	10
38	UNINDICATED	804	10	69	883
	TOTAL	**809**	**1549**	**6527**	**8885**

GRAPHICAL REPRESENTATION OF ENROLMENT STATISTICS FOR 2012 COMMON ENTRANCE EXAMINATION

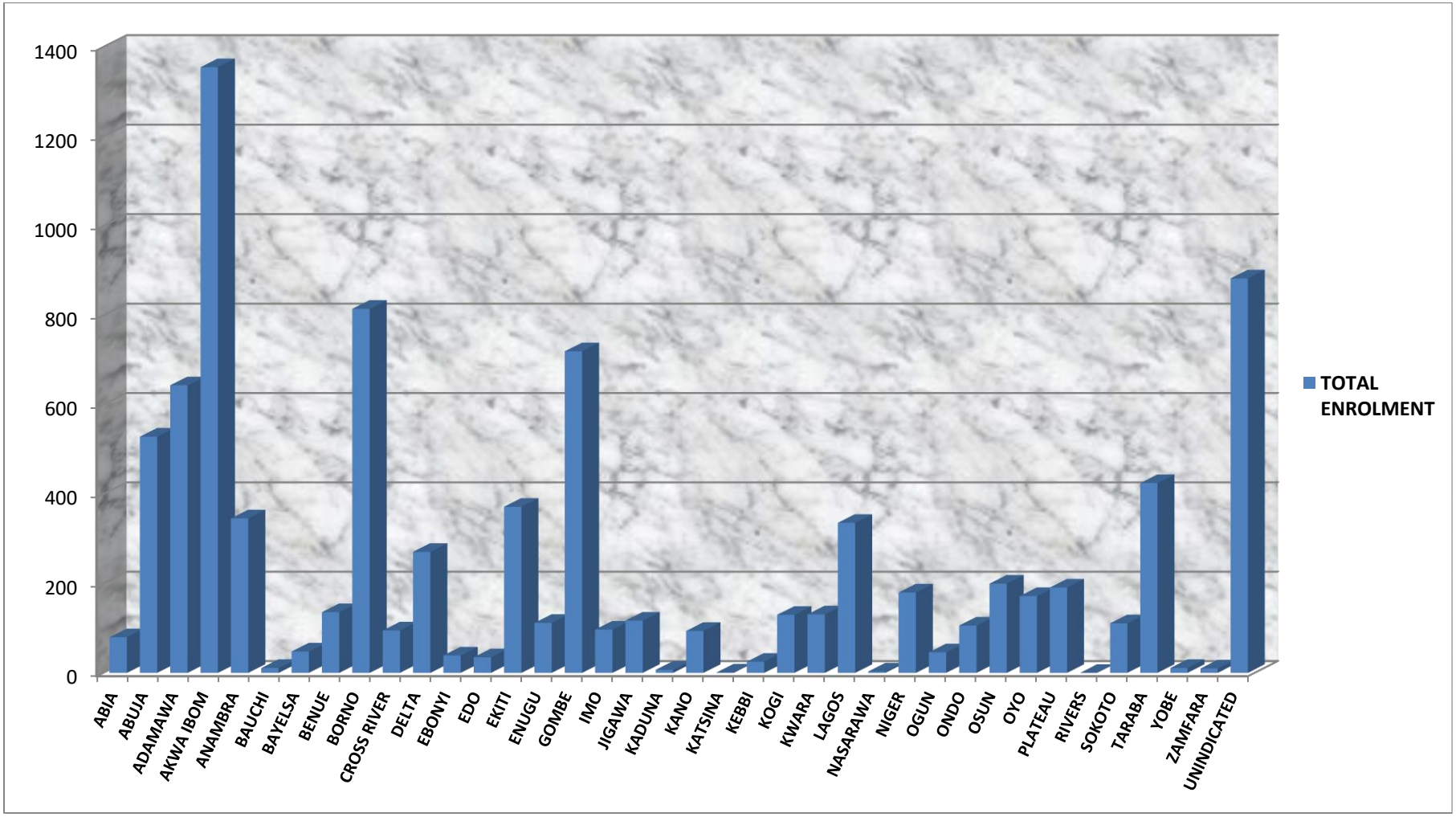

TRADE BY GENDER ENROLMENT STATISTICS FOR 2013 COMMON ENTRANCE EXAMINATION

TRADE CODE	TRADE NAME	GENDER		TOTAL
		FEMALE	MALE	
01O	AGRIC EQUIP. AND IMPLEMENT MECH. WORK	59	52	111
02O	MOTOR VEHICLE MECHANICS	154	915	1069
03O	AUTO-ELECTRICAL WORK	32	65	97
04O	ELECT. INST. & MAINT. PRACTICE	736	3401	4137
05O	FABRICATION & WELDING	89	466	555
06O	MECHANICAL ENGR. CRAFT PRACTICE	138	719	857
07O	RADIO, TV & ELECTRONICS WORK	107	415	522
08O	REFRIGERATION & A/C PRACTICE	17	36	53
09O	VEHICLE BODY BUILDING	1	4	5
11O	INSTRUMENT MECHANICS WORK	4	6	10
12O	APPLIANCE MAINTENANCE AND REPAIRS	0	5	5
13O	FOUNDRY CRAFT	2	6	8
15O	MARINE ENGINEERING CRAFT PRACTICE	0	4	4
16O	SHIP BUILDING CRAFT PRACTICE	4	5	9
17O	COMPUTER CRAFT STUDIES	3	3	6
18O	ANIMAL HUSBANDRY	389	506	895
20O	FISHERIES	0	7	7
21O	BRICKLAYING/ BLOCKLAYING & C.	2	11	13
22O	CARPENTRY AND JOINERY	283	1109	1392
23O	FURNITURE MAKING	106	214	320
24O	MACHINE WOOD WORKING	27	104	131
25O	PAINTING & DECORATING	8	1	9
26O	PLUMBING & PIPE FITTING	26	75	101
27O	DRAUGHTMANSHIP	37	106	143
31O	COSMETOLOGY	3	23	26
32O	MEN'S GARMENT MAKING	1	2	3
33O	LADIES GARMENT MAKING	5	8	13
34O	CATERING CRAFT PRACTICE	61	10	71
35O	LEATHER TRADES	520	86	606
36O	PRINTING CRAFT	4	7	11
37O	TEXTILE TRADES	32	45	77
38O	GRAPHICS ARTS	5	7	12
39O	CERAMICS	10	22	32
40O	PHOTOGRAPHIC PRACTICE	5	5	10
41O	SECRETARIAL STUDIES	150	68	218
42O	BOOK KEEPING	741	346	1087
43O	SALESMANSHIP	43	13	56
44O	TOURISM	11	6	17
TOTAL		**3815**	**8883**	**12698**

GRAPHICAL REPRESENTATION OF TRADE BY GENDER ENROLMENT STATISTICS FOR 2013 COMMON ENTRANCE EXAMINATION

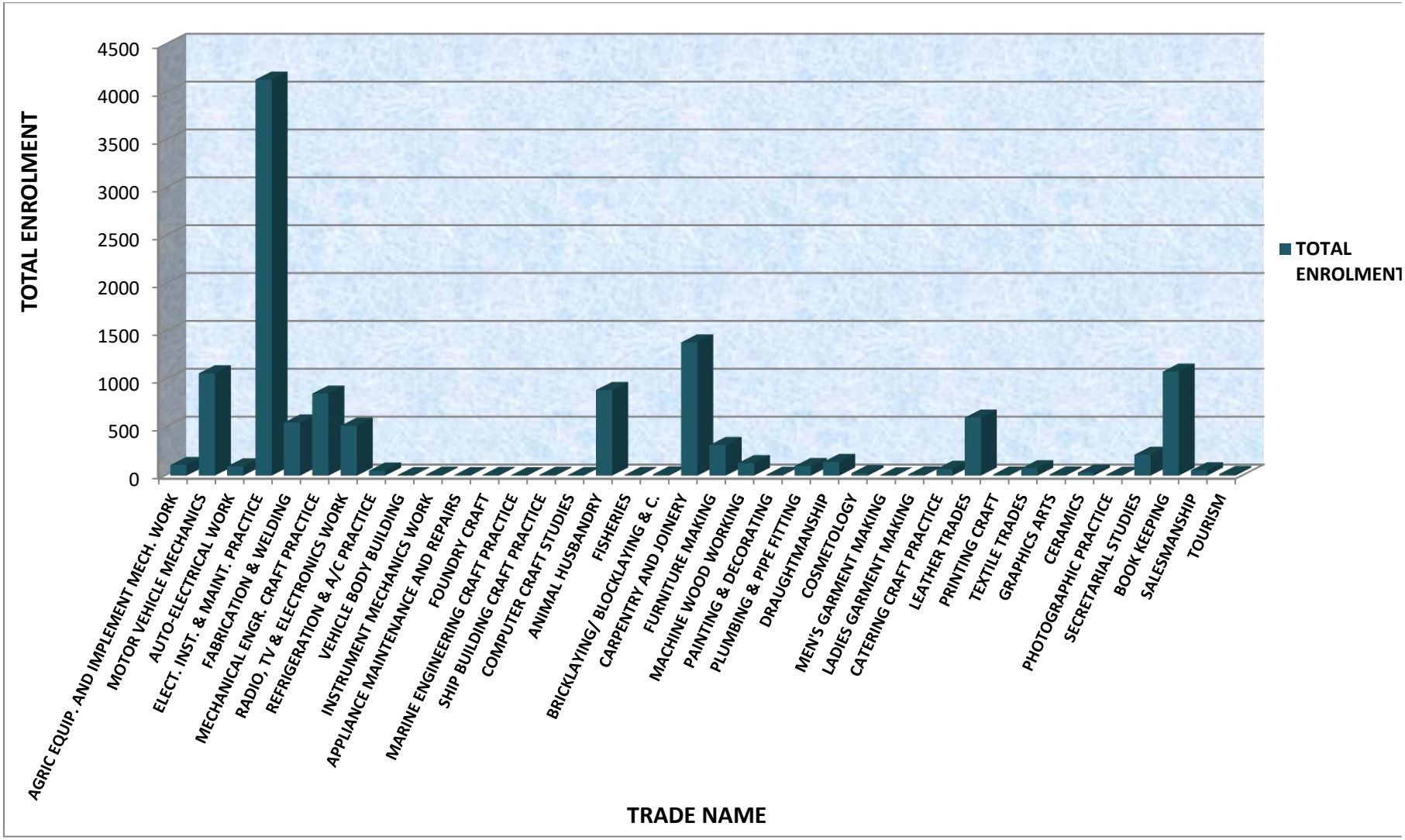

ENROLMENT STATISTICS FOR 2013 COMMON ENTRANCE EXAMINATION

STATE CODE	STATE	GENDER		TOTAL
		FEMALE	MALE	
01	ABIA	5	14	19
02	ABUJA	46	119	165
03	ADAMAWA	145	336	481
04	AKWA IBOM	223	1642	1865
05	ANAMBRA	152	518	670
06	BAUCHI	32	75	107
07	BAYELSA	4	12	16
08	BENUE	218	183	401
09	BORNO	3	0	3
10	CROSS RIVER	645	889	1534
11	DELTA	0	2	2
12	EBONYI	88	23	111
13	EDO	20	90	110
14	EKITI	2	4	6
15	ENUGU	89	579	668
16	GOMBE	49	63	112
17	IMO	118	871	989
18	JIGAWA	5	93	98
19	KADUNA	56	152	208
20	KANO	0	30	30
21	KATSINA	3	9	12
22	KEBBI	30	51	81
23	KOGI	0	0	0
24	KWARA	13	160	173
25	LAGOS	679	1078	1757
26	NASARAWA	210	91	301
27	NIGER	240	392	632
28	OGUN	243	231	474
29	ONDO	3	15	18
30	OSUN	15	69	84
31	OYO	57	187	244
32	PLATEAU	11	74	85
33	RIVERS	174	300	474
34	SOKOTO	1	0	1
35	TARABA	65	103	168
36	YOBE	167	405	572
37	ZAMFARA	4	23	27
	TOTAL	**3815**	**8883**	**12698**

GRAPHICAL REPRESENTATION OF ENROLMENT STATISTICS FOR 2013 COMMON ENTRANCE EXAMINATION

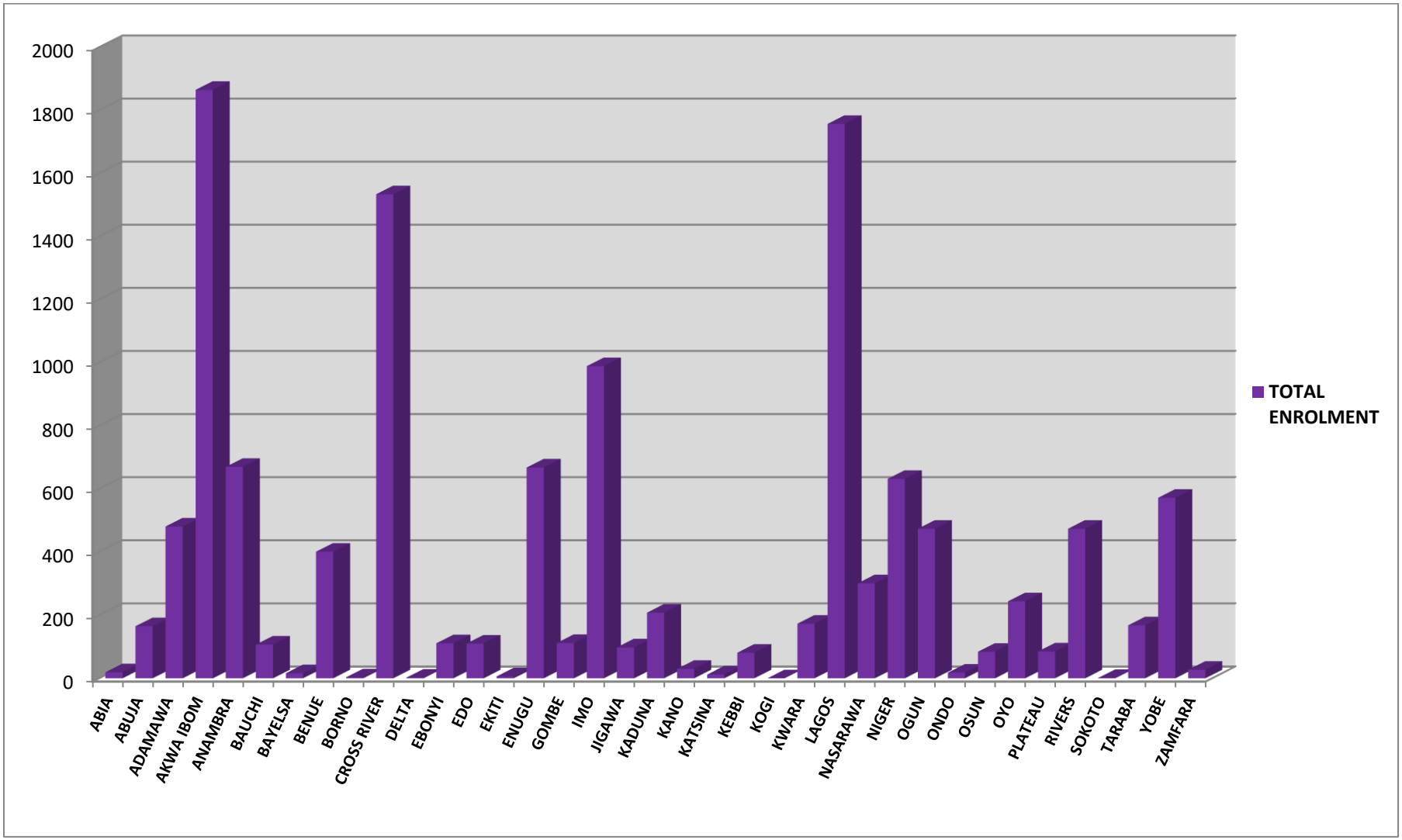

TRADE BY GENDER ENROLMENT STATISTICS FOR 2014 COMMON ENTRANCE EXAMINATION

TRADE CODE	TRADE NAMES	GENDER			TOTAL
		UNINDICATED	FEMALE	MALE	
01O	AGRIC EQUIP. AND IMPLEMENT MECH. WORK	0	13	29	42
02O	MOTOR VEHICLE MECHANICS	0	27	776	803
03O	AUTO-ELECTRICAL WORK	0	4	52	56
04O	ELECT. INST. & MAINT. PRACTICE	3	283	3000	3286
05O	FABRICATION & WELDING	3	32	495	530
06O	MECHANICAL ENGR. CRAFT PRACTICE	0	30	528	558
07O	RADIO, TV & ELECTRONICS WORK	1	81	403	485
08O	REFRIGERATION & A/C PRACTICE	0	2	20	22
09O	VEHICLE BODY BUILDING	0	0	6	6
11O	INSTRUMENT MECHANICS WORK	0	1	5	6
12O	APPLIANCE MAINTENANCE AND REPAIRS	0	1	7	8
13O	FOUNDRY CRAFT	0	0	1	1
16O	SHIP BUILDING CRAFT PRACTICE	0	0	2	2
17O	COMPUTER CRAFT STUDIES	1	227	351	579
18O	ANIMAL HUSBANDRY	0	71	19	90
21O	BRICKLAYING/ BLOCKLAYING & C.	4	80	1164	1248
22O	CARPENTRY AND JOINERY	0	18	156	174
23O	FURNITURE MAKING	1	2	81	84
24O	MACHINE WOOD WORKING	0	3	1	4
25O	PAINTING & DECORATING	2	19	77	98
26O	PLUMBING & PIPE FITTING	0	10	106	116
27O	DRAUGHTMANSHIP	0	1	8	9
31O	COSMETOLOGY	0	1	3	4
32O	MEN'S GARMENT MAKING	0	2	0	2
33O	LADIES GARMENT MAKING	0	34	22	56
34O	CATERING CRAFT PRACTICE	9	287	66	362
35O	LEATHER TRADES	0	1	7	8
36O	PRINTING CRAFT	1	10	30	41
37O	TEXTILE TRADES	0	0	1	1
38O	GRAPHICS ARTS	0	5	19	24
39O	CERAMICS	0	2	2	4
41O	SECRETARIAL STUDIES	0	123	57	180
42O	BOOK KEEPING	0	510	258	768
43O	SALESMANSHIP	0	3	3	6
44O	TOURISM	0	2	1	3
TOTAL		25	1885	7756	9666

GRAPHICAL REPRESENTATION OF TRADE BY GENDER ENROLMENT STATISTICS FOR 2014 COMMON ENTRANCE EXAMINATION

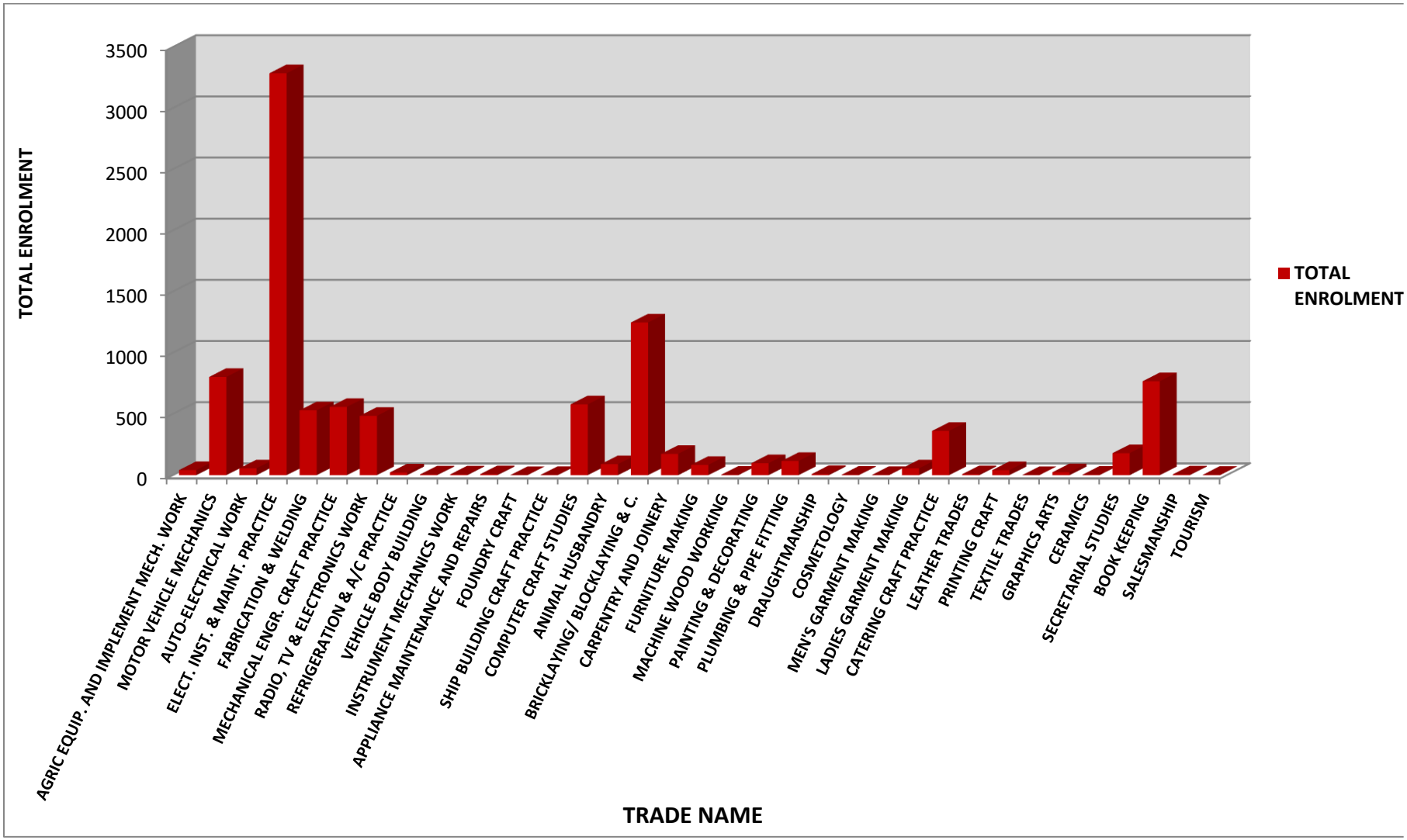

ENROLMENT STATISTICS FOR 2014 COMMON ENTRANCE EXAMINATION

STATE CODE	STATE	GENDER			TOTAL ENROLMENT
		UNINDICATED	FEMALE	MALE	
01	ABIA	0	26	169	195
02	ABUJA	0	32	129	161
03	ADAMAWA	0	32	129	161
04	AKWA IBOM	0	260	1509	1769
05	ANAMBRA	1	75	338	414
06	BAUCHI	0	0	2	2
07	BAYELSA	0	1	8	9
08	BENUE	0	83	365	448
09	BORNO	0	0	5	5
10	CROSS RIVER	2	498	628	1127
11	DELTA	0	20	67	87
12	EBONYI	0	26	264	290
13	EDO	0	25	103	128
14	EKITI	0	6	47	53
15	ENUGU	0	125	502	627
16	GOMBE	0	37	94	131
17	IMO	0	46	1121	1167
18	JIGAWA	0	35	84	119
19	KADUNA	0	44	170	214
20	KANO	0	2	12	14
21	KATSINA	0	4	23	27
22	KEBBI	0	21	19	40
23	KOGI	0	11	32	43
24	KWARA	0	47	192	239
25	LAGOS	0	51	274	325
26	NASARAWA	0	26	193	219
27	NIGER	0	17	31	48
28	OGUN	0	98	294	392
29	ONDO	0	19	59	78
30	OSUN	0	40	121	161
31	OYO	0	48	302	350
32	PLATEAU	0	8	52	60
33	RIVERS	0	37	201	238
34	SOKOTO	0	1	4	5
35	TARABA	0	2	35	37
36	YOBE	0	111	289	400
37	ZAMFARA	0	0	1	1
	UNINDICATED	23	0	8	31
	TOTAL	**25**	**1885**	**7756**	**9666**

GRAPHICAL REPRESENTATION OF ENROLMENT STATISTICS FOR 2014 COMMON ENTRANCE EXAMINATION

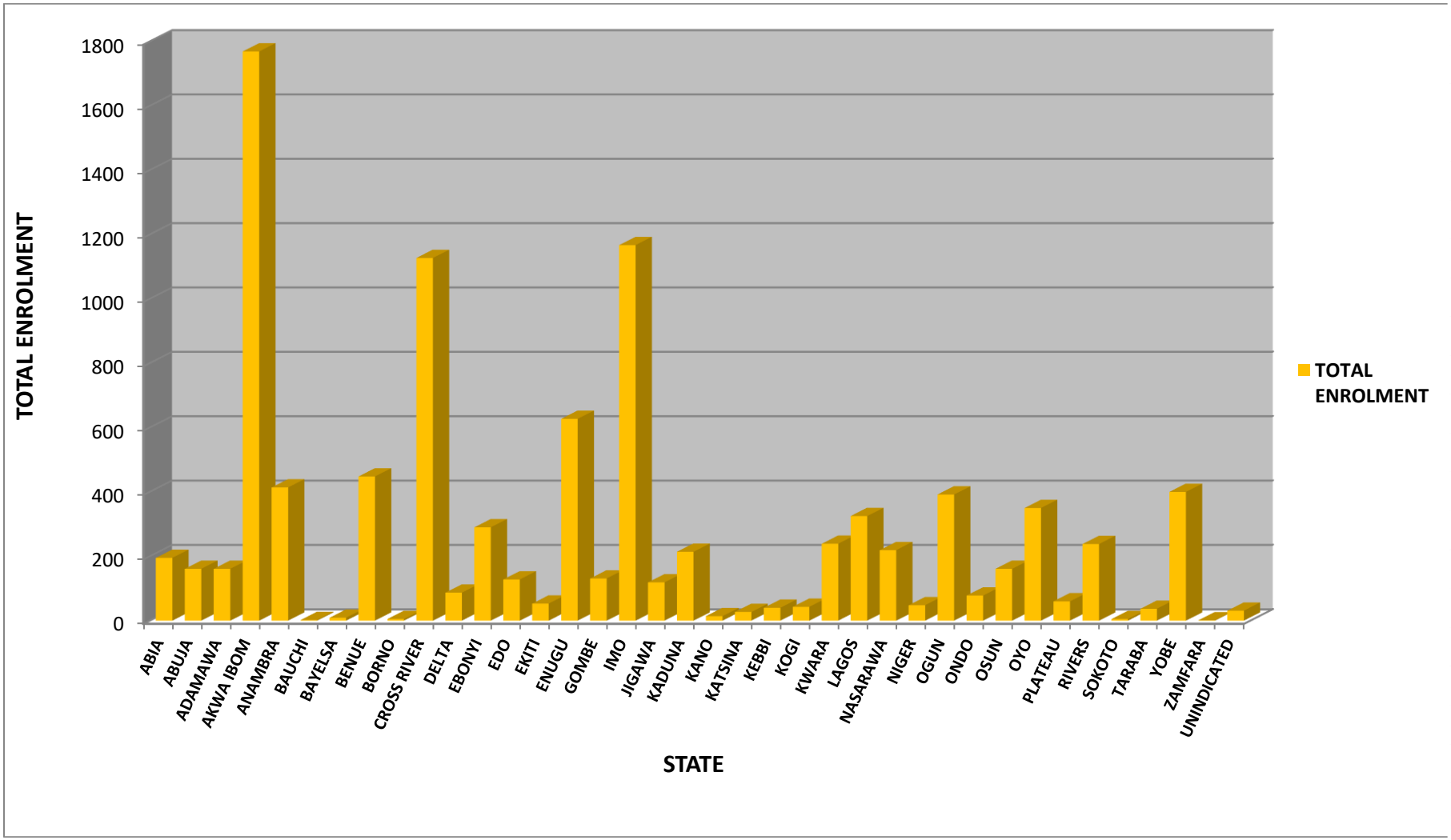

TRADE BY GENDER ENROLMENT STATISTICS FOR 2015 COMMON ENTRANCE EXAMINATION

TRADE CODE	TRADE NAMES	GENDER			TOTAL
		UNINDICATED	FEMALE	MALE	
01O	AGRIC EQUIP. AND IMPLEMENT MECH. WORK	0	19	66	85
02O	MOTOR VEHICLE MECHANICS	5	31	771	807
03O	AUTO-ELECTRICAL WORK	1	10	67	78
04O	ELECT. INST. & MAINT. PRACTICE	29	264	3241	3534
05O	FABRICATION & WELDING	16	17	453	486
06O	MECHANICAL ENGR. CRAFT PRACTICE	0	33	551	584
07O	RADIO, TV & ELECTRONICS WORK	3	26	287	316
08O	REFRIGERATION & A/C PRACTICE	0	0	44	44
11O	VEHICLE BODY BUILDING	0	2	10	12
12O	INSTRUMENT MECHANICS WORK	0	1	5	6
14O	GLASS BLOWING	0	0	2	2
17O	COMPUTER CRAFT STUDIES	15	254	501	770
18O	ANIMAL HUSBANDRY	0	3	2	5
21O	BRICKLAYING/ BLOCKLAYING & C.	4	72	1283	1359
22O	CARPENTRY AND JOINERY	3	22	171	196
23O	FURNITURE MAKING	0	1	87	88
24O	MACHINE WOOD WORKING	0	4	6	10
25O	PAINTING & DECORATING	1	13	96	110
26O	PLUMBING & PIPE FITTING	0	6	100	106
27O	DRAUGHTMANSHIP	0	1	11	12
31O	COSMETOLOGY	0	0	1	1
32O	MEN'S GARMENT MAKING	0	5	8	13
33O	LADIES GARMENT MAKING	12	80	27	119
34O	CATERING CRAFT PRACTICE	0	365	96	461
35O	LEATHER TRADES	0	1	5	6
36O	PRINTING CRAFT	0	5	27	32
37O	TEXTILE TRADES	0	1	1	2
38O	GRAPHICS ARTS	0	6	21	27
39O	CERAMICS	0	0	1	1
41O	SECRETARIAL STUDIES	0	134	86	220
42O	BOOK KEEPING	3	544	381	928
43O	SALESMANSHIP	0	18	22	40
44O	TOURISM	0	0	1	1
TOTAL		**92**	**1938**	**8431**	**10461**

GRAPHICAL REPRESENTATION OF TRADE BY GENDER ENROLMENT STATISTICS FOR 2015 COMMON ENTRANCE EXAMINATION

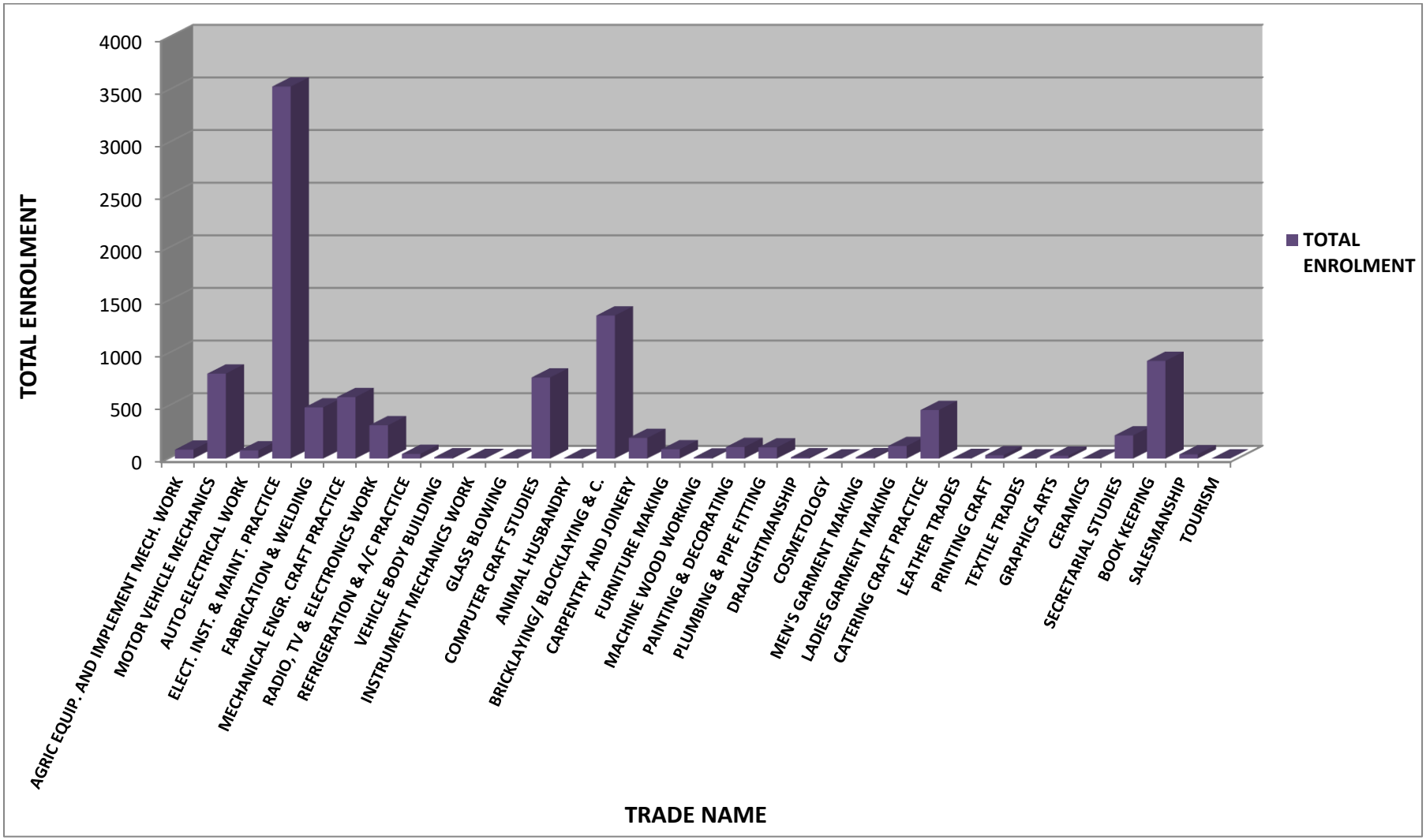

ENROLMENT STATISTICS FOR 2015 COMMON ENTRANCE EXAMINATION

STATE CODE	STATE	GENDER			TOTAL
		UNINDICATED	FEMALE	MALE	
01	ABIA	0	13	90	103
02	ABUJA	7	51	219	277
03	ADAMAWA	0	9	19	28
04	AKWA IBOM	0	172	1509	1681
05	ANAMBRA	0	92	513	605
06	BAUCHI	0	0	0	0
07	BAYELSA	0	8	12	20
08	BENUE	33	68	307	408
09	BORNO	49	33	217	299
10	CROSS RIVER	0	572	877	1449
11	DELTA	0	0	0	0
12	EBONYI	1	6	296	303
13	EDO	0	12	36	48
14	EKITI	0	0	12	12
15	ENUGU	0	145	547	692
16	GOMBE	0	1	2	3
17	IMO	0	11	1019	1030
18	JIGAWA	0	35	87	122
19	KADUNA	0	38	137	175
20	KANO	0	7	161	168
21	KATSINA	0	7	33	40
22	KEBBI	0	22	50	72
23	KOGI	0	0	0	0
24	KWARA	0	22	92	114
25	LAGOS	0	205	716	921
26	NASARAWA	1	1	75	77
27	NIGER	0	9	8	17
28	OGUN	0	136	393	529
29	ONDO	0	0	5	5
30	OSUN	0	5	53	58
31	OYO	0	21	180	201
32	PLATEAU	0	6	65	71
33	RIVERS	1	94	302	397
34	SOKOTO	0	9	25	34
35	TARABA	0	32	71	103
36	YOBE	0	96	303	399
37	ZAMFARA	0	0	0	0
	TOTAL	**92**	**1938**	**8431**	**10461**

GRAPHICAL REPRESENTATION OF ENROLMENT STATISTICS FOR 2015 COMMON ENTRANCE EXAMINATION

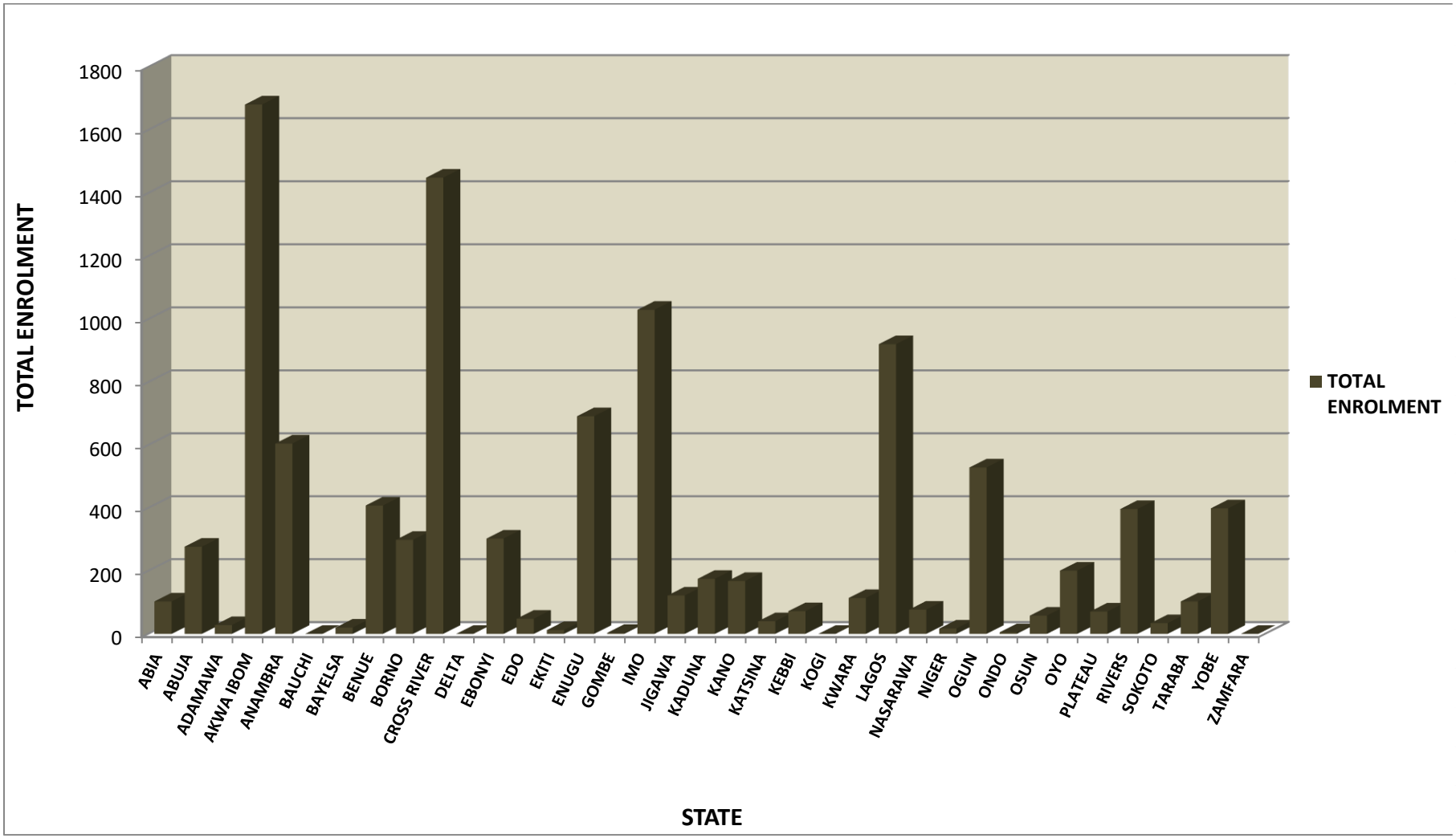

TRADE BY GENDER ENROLMENT STATISTICS FOR 2016 COMMON ENTRANCE EXAMINATION

TRADE CODE	TRADE NAMES	GENDER			TOTAL
		UNINDICATED	FEMALE	MALE	
01O	AGRIC EQUIP. AND IMPLEMENT MECH. WORK	6	38	92	136
02O	MOTOR VEHICLE MECHANICS	124	33	774	931
03O	AUTO-ELECTRICAL WORK	0	4	44	48
04O	ELECT. INST. & MAINT. PRACTICE	150	248	3066	3464
05O	FABRICATION & WELDING	24	6	344	374
06O	MECHANICAL ENGR. CRAFT PRACTICE	9	24	411	444
07O	RADIO, TV & ELECTRONICS WORK	12	23	267	302
08O	REFRIGERATION & A/C PRACTICE	0	1	16	17
11O	VEHICLE BODY BUILDING	0	0	1	1
12O	INSTRUMENT MECHANICS WORK	0	2	0	2
14O	GLASS BLOWING	0	1	9	10
17O	COMPUTER CRAFT STUDIES	0	2	1	3
18O	ANIMAL HUSBANDRY	0	3	3	6
21O	BRICKLAYING/ BLOCKLAYING & C.	66	263	396	725
22O	CARPENTRY AND JOINERY	34	83	23	140
23O	FURNITURE MAKING	48	69	1230	1347
24O	MACHINE WOOD WORKING	6	13	152	171
25O	PAINTING & DECORATING	0	1	58	59
26O	PLUMBING & PIPE FITTING	0	3	3	6
27O	DRAUGHTMANSHIP	4	29	93	126
31O	COSMETOLOGY	0	6	71	77
32O	MEN'S GARMENT MAKING	0	1	1	2
33O	LADIES GARMENT MAKING	0	0	2	2
34O	CATERING CRAFT PRACTICE	1	7	3	11
35O	LEATHER TRADES	1	64	7	72
36O	PRINTING CRAFT	68	325	72	465
37O	TEXTILE TRADES	0	6	29	35
38O	GRAPHICS ARTS	0	0	7	7
41O	SECRETARIAL STUDIES	2	121	38	161
42O	BOOK KEEPING	38	560	292	890
43O	SALESMANSHIP	0	1	3	4
44O	TOURISM	0	1	0	1
TOTAL		593	1938	7508	10039

GRAPHICAL REPRESENTATION OF TRADE BY GENDER ENROLMENT STATISTICS FOR 2016 COMMON ENTRANCE EXAMINATION

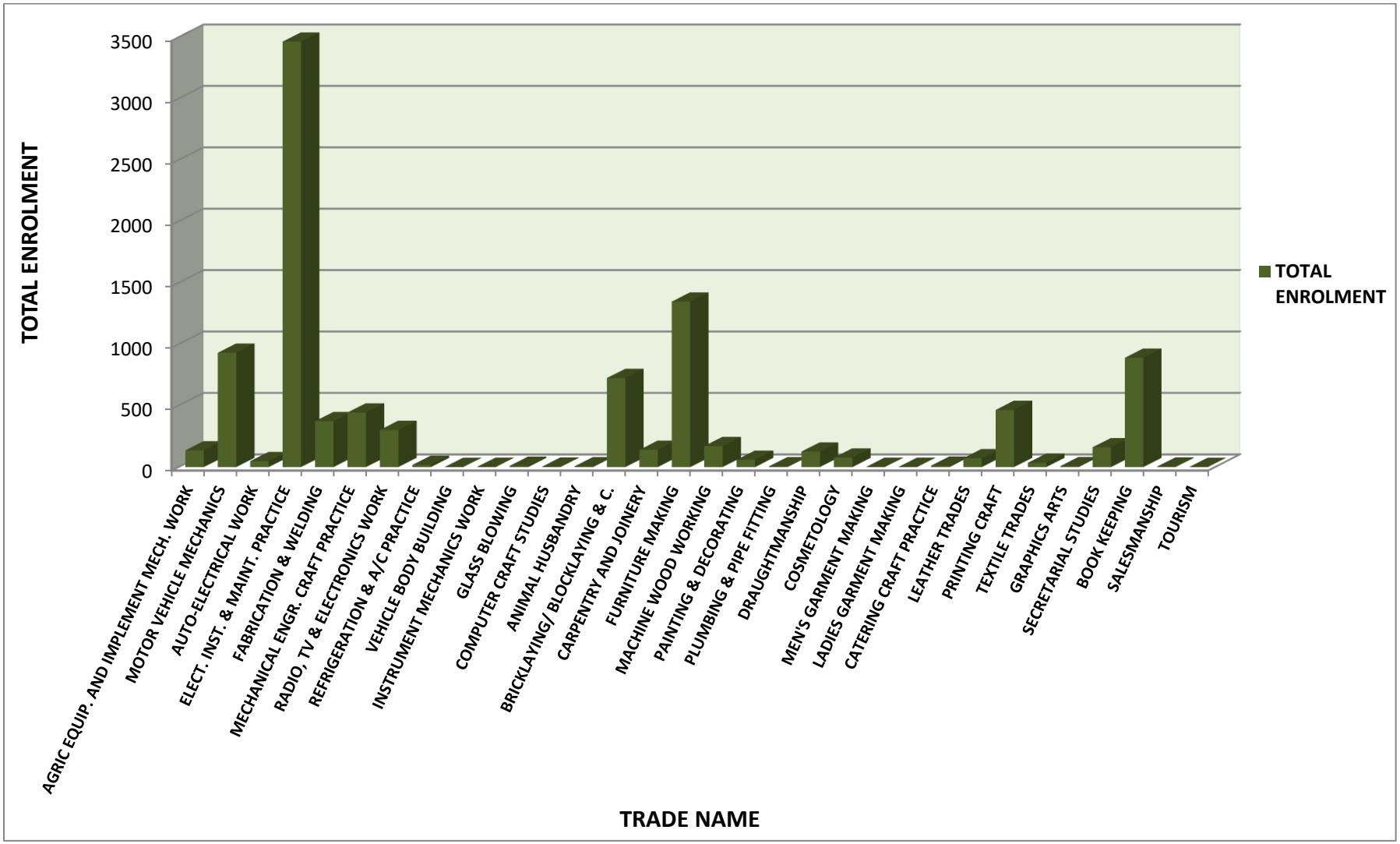

ENROLMENT STATISTICS FOR 2016 COMMON ENTRANCE EXAMINATION

STATE CODE	STATE	GENDER			TOTAL
		UNINDICATED	FEMALE	MALE	
01	ABIA	0	77	267	344
02	ABUJA	0	12	38	50
03	ADAMAWA	0	11	49	60
04	AKWA IBOM	0	274	1438	1712
05	ANAMBRA	0	131	514	645
06	BAUCHI	0	65	191	256
07	BAYELSA	0	4	18	22
08	BENUE	0	30	239	269
09	BORNO	0	1	4	5
10	CROSS RIVER	0	491	674	1165
11	DELTA	0	20	51	71
12	EBONYI	0	36	357	393
13	EDO	0	12	43	55
14	EKITI	0	3	16	19
15	ENUGU	0	189	752	941
16	GOMBE	0	7	17	24
17	IMO	0	60	1059	1119
18	JIGAWA	0	49	78	127
19	KADUNA	0	27	93	120
20	KANO	0	6	82	88
21	KATSINA	0	0	12	12
22	KEBBI	0	6	13	19
23	KOGI	0	11	31	42
24	KWARA	0	20	113	133
25	LAGOS	0	12	37	49
26	NASARAWA	0	5	80	85
27	NIGER	0	19	54	73
28	OGUN	0	76	241	317
29	ONDO	0	4	32	36
30	OSUN	0	18	47	65
31	OYO	0	28	206	234
32	PLATEAU	0	2	55	57
33	RIVERS	0	39	172	211
34	SOKOTO	0	0	2	2
35	TARABA	0	3	24	27
36	YOBE	0	169	347	516
37	ZAMFARA	0	0	2	2
	UNINDICATED	593	21	60	674
	TOTAL	**593**	**1938**	**7508**	**10039**

GRAPHICAL REPRESENTATION OF ENROLMENT STATISTICS FOR 2016 COMMON ENTRANCE EXAMINATION

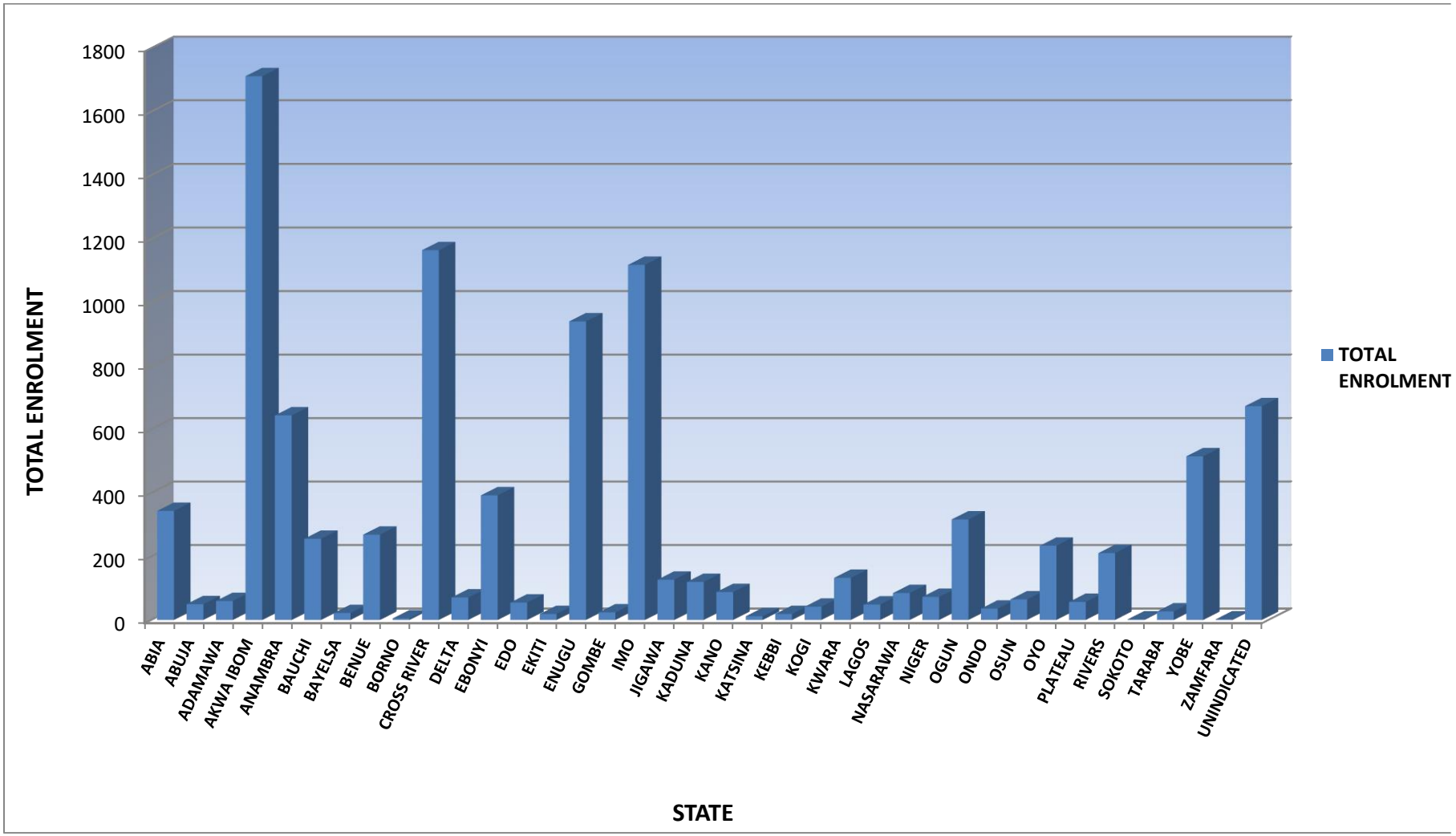

TRADE BY GENDER ENROLMENT STATISTICS FOR 2017 COMMON ENTRANCE EXAMINATION

TRADE CODE	TRADE NAMES	GENDER			TOTAL
		UNINDICATED	FEMALE	MALE	
01O	AGRIC EQUIP. AND IMPLEMENT MECH. WORK	19	2	38	59
02O	MOTOR VEHICLE MECHANICS	251	13	492	756
03O	AUTO-ELECTRICAL WORK	17	2	17	36
04O	ELECT. INST. & MAINT. PRACTICE	1089	155	1943	3187
05O	FABRICATION & WELDING	142	5	184	331
06O	MECHANICAL ENGR. CRAFT PRACTICE	128	22	292	442
07O	RADIO, TV & ELECTRONICS WORK	100	25	256	381
08O	REFRIGERATION & A/C PRACTICE	5	1	8	14
09O	VEHICLE BODY BUILDING	3	0	0	3
10O	INSTRUMENT MECHANICS WORK	5	15	22	42
11O	APPLIANCE MAINTENANCE AND REPAIRS	4	1	2	7
12O	FOUNDRY CRAFT	1	1	3	5
13O	MARINE ENGINEERING CRAFT PRACTICE	1	0	0	1
14O	GLASS BLOWING	1	2	1	4
16O	SHIP BUILDING CRAFT PRACTICE	4	0	4	8
17O	COMPUTER CRAFT STUDIES	313	210	402	925
18O	ANIMAL HUSBANDRY	16	65	20	101
21O	BRICKLAYING/ BLOCKLAYING & C.	370	61	909	1340
22O	CARPENTRY AND JOINERY	64	15	93	172
23O	FURNITURE MAKING	11	3	43	57
24O	MACHINE WOOD WORKING	0	4	4	8
25O	PAINTING & DECORATING	35	17	36	88
26O	PLUMBING & PIPE FITTING	13	10	33	56
27O	DRAUGHTMANSHIP	1	0	1	2
31O	COSMETOLOGY	4	2	1	7
32O	MEN'S GARMENT MAKING	10	0	4	14
33O	LADIES GARMENT MAKING	48	47	8	103
34O	CATERING CRAFT PRACTICE	221	246	96	563
36O	PRINTING CRAFT	2	12	13	27
37O	TEXTILE TRADES	1	0	0	1
38O	GRAPHICS ARTS	5	2	0	7
39O	CERAMICS	1	1	0	2
41O	SECRETARIAL STUDIES	76	87	79	242
42O	BOOK KEEPING	344	358	194	896
43O	SALESMANSHIP	2	8	3	13
44O	TOURISM	7	17	16	40
TOTAL		**3314**	**1409**	**5217**	**9940**

GRAPHICAL REPRESENTION OF TRADE BY GENDER ENROLMENT STATISTICS FOR 2017 COMMON ENTRANCE EXAMINATION

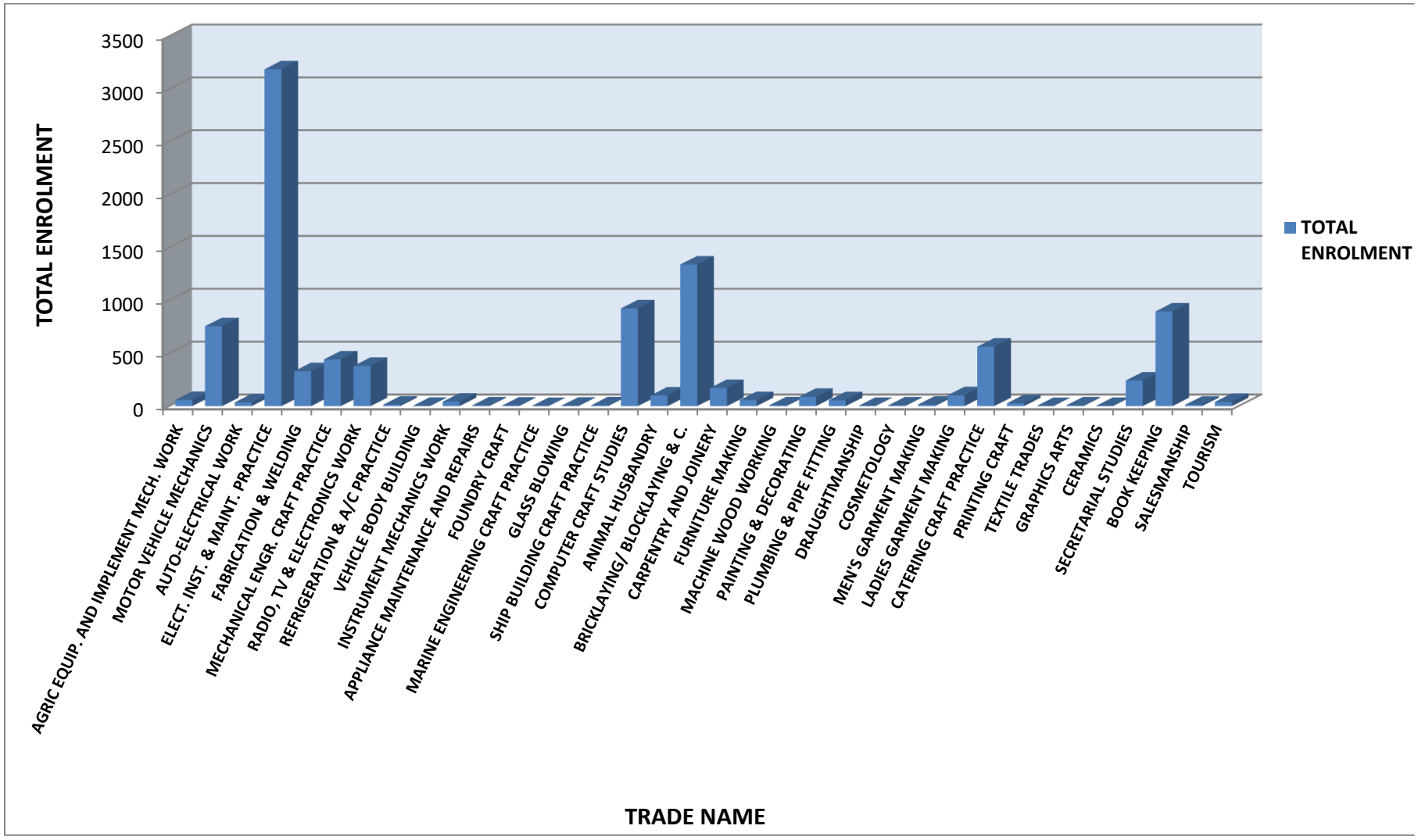

ENROLMENT STATISTICS FOR 2017 COMMON ENTRANCE EXAMINATION

STATE CODE	STATE	GENDER			TOTAL
		UNINDICATED	FEMALE	MALE	
01	ABIA	32	25	68	125
02	ABUJA	11	110	215	336
03	ADAMAWA	115	17	69	201
04	AKWA IBOM	726	151	783	1660
05	ANAMBRA	189	108	598	895
06	BAUCHI	231	37	149	417
07	BAYELSA	1	7	5	13
08	BENUE	135	76	330	541
09	BORNO	0	0	0	0
10	CROSS RIVER	418	492	723	1633
11	DELTA	0	0	0	0
12	EBONYI	34	4	256	294
13	EDO	0	6	23	29
14	EKITI	103	0	4	107
15	ENUGU	538	2	24	564
16	GOMBE	2	38	58	98
17	IMO	141	9	948	1098
18	JIGAWA	0	58	99	157
19	KADUNA	9	22	50	81
20	KANO	1	8	131	140
21	KATSINA	5	17	81	103
22	KEBBI	2	12	37	51
23	KOGI	0	0	0	0
24	KWARA	6	10	31	47
25	LAGOS	215	117	279	611
26	NASARAWA	26	19	72	117
27	NIGER	152	17	27	196
28	OGUN	99	72	150	321
29	ONDO	1	48	86	135
30	OSUN	3	6	22	31
31	OYO	52	1	38	91
32	PLATEAU	20	0	7	27
33	RIVERS	171	36	142	349
34	SOKOTO	0	0	0	0
35	TARABA	27	16	80	123
36	YOBE	16	216	424	656
37	ZAMFARA	0	0	0	0
	TOTAL	**3481**	**1757**	**6009**	**11247**

GRAPHICAL REPRESENTATION OF ENROLMENT STATISTICS FOR 2017 COMMON ENTRANCE EXAMINATION

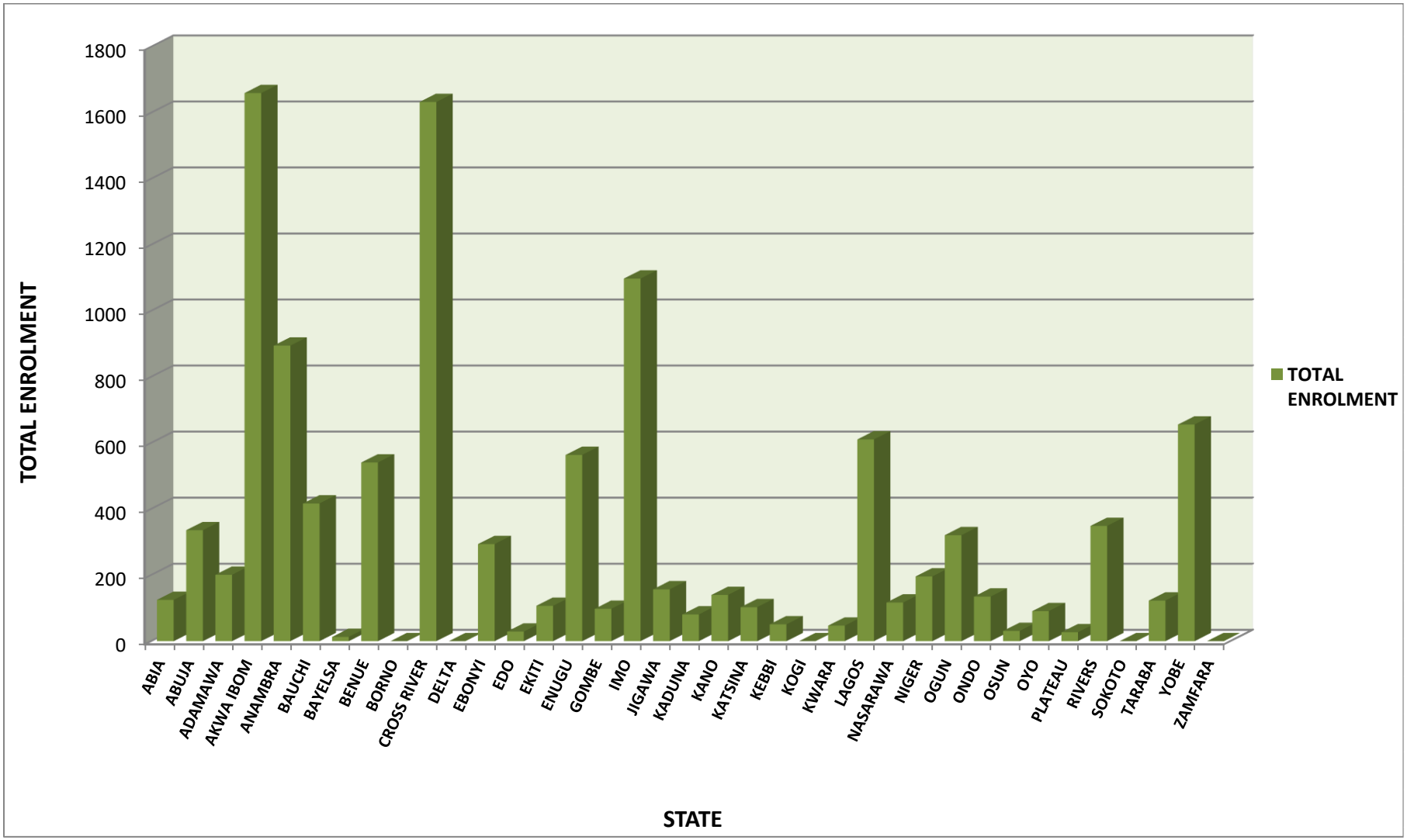

TRADE BY GENDER ENROLMENT STATISTICS FOR 2018 COMMON ENTRANCE EXAMINATION

TRADE CODE	TRADE NAMES	GENDER			TOTAL
		UNINDICATED	FEMALE	MALE	
01O	AGRIC EQUIP. AND IMPLEMENT MECH. WORK	11	3	32	46
02O	MOTOR VEHICLE MECHANICS	248	29	676	953
03O	AUTO-ELECTRICAL WORK	9	5	56	70
04O	ELECT. INST. & MAINT. PRACTICE	497	240	2475	3212
05O	FABRICATION & WELDING	74	8	288	370
06O	MECHANICAL ENGR. CRAFT PRACTICE	92	21	358	471
07O	RADIO, TV & ELECTRONICS WORK	104	37	352	493
08O	REFRIGERATION & A/C PRACTICE	2	3	13	18
09O	VEHICLE BODY BUILDING	0	0	2	2
10O	INSTRUMENT MECHANICS WORK	0	1	5	6
11O	APPLIANCE MAINTENANCE AND REPAIRS	0	1	6	7
12O	FOUNDRY CRAFT	1	0	4	5
13O	MARINE ENGINEERING CRAFT PRACTICE	1	1	1	3
14O	GLASS BLOWING	5	0	2	7
16O	SHIP BUILDING CRAFT PRACTICE	2	0	5	7
17O	COMPUTER CRAFT STUDIES	176	397	494	1067
18O	ANIMAL HUSBANDRY	53	147	35	235
21O	BRICKLAYING/ BLOCKLAYING & C.	143	62	1023	1228
22O	CARPENTRY AND JOINERY	40	5	96	141
23O	FURNITURE MAKING	7	6	45	58
24O	MACHINE WOOD WORKING	1	3	4	8
25O	PAINTING & DECORATING	20	24	56	100
26O	PLUMBING & PIPE FITTING	8	6	40	54
27O	DRAUGHTMANSHIP	4	0	4	8
31O	COSMETOLOGY	6	1	1	8
32O	MEN'S GARMENT MAKING	10	2	7	19
33O	LADIES GARMENT MAKING	49	133	30	212
34O	CATERING CRAFT PRACTICE	104	423	61	588
36O	PRINTING CRAFT	1	0	1	2
37O	TEXTILE TRADES	1	4	19	24
38O	GRAPHICS ARTS	0	3	0	3
39O	CERAMICS	1	0	5	6
41O	SECRETARIAL STUDIES	10	78	50	138
42O	BOOK KEEPING	211	505	231	947
43O	SALESMANSHIP	1	6	5	12
44O	TOURISM	3	13	7	23
TOTAL		**1895**	**2167**	**6489**	**10551**

GRAPHICAL REPRESENTATION OF TRADE BY GENDER ENROLMENT STATISTICS FOR 2018 COMMON ENTRANCE EXAMINATION

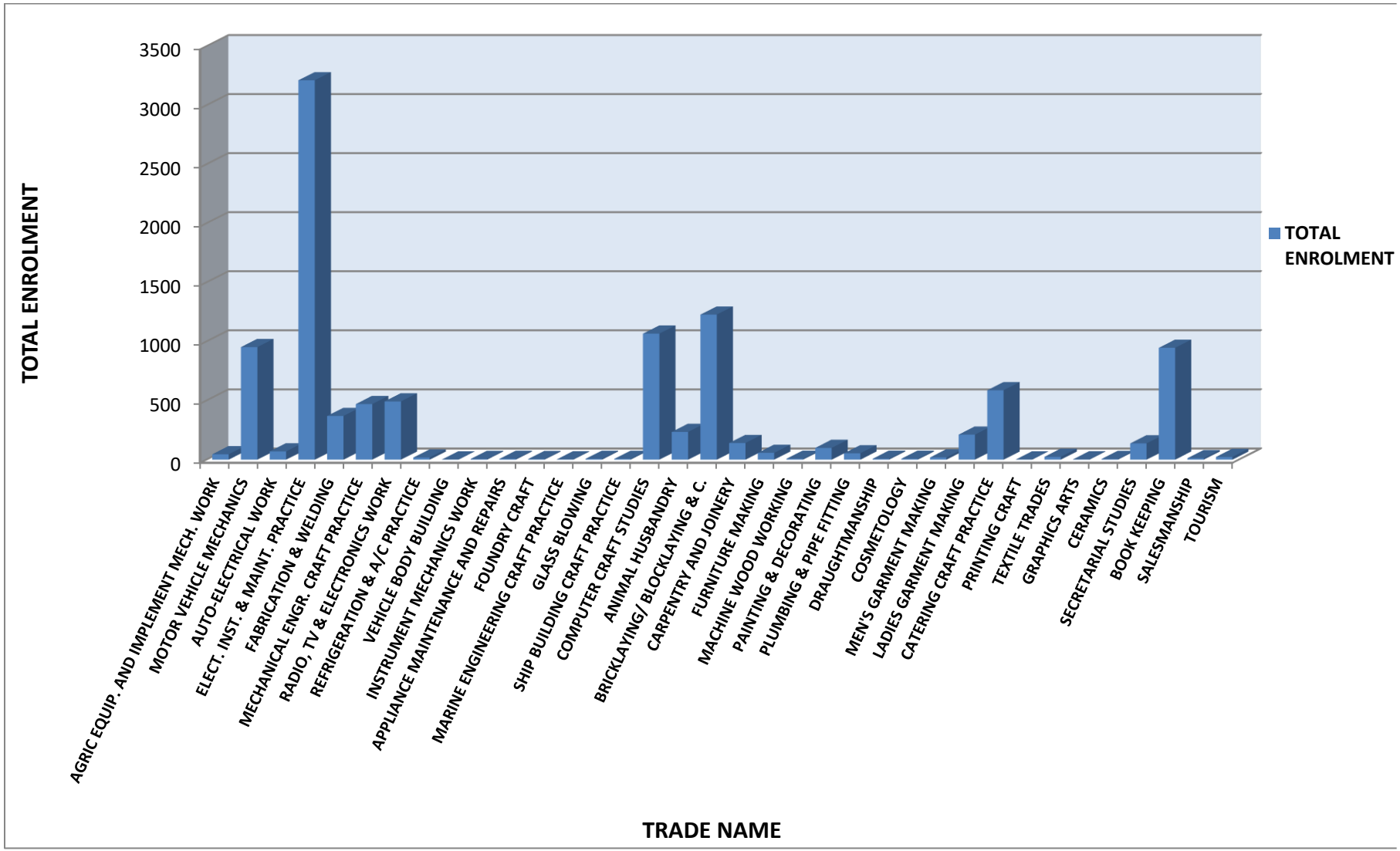

ENROLMENT STATISTICS FOR 2018 COMMON ENTRANCE EXAMINATION

STATE CODE	STATE	GENDER			TOTAL
		UNINDICATED	FEMALE	MALE	
01	ABIA	216	29	103	348
02	ABUJA	3	30	34	67
03	ADAMAWA	5	19	64	88
04	AKWA IBOM	5	376	1147	1528
05	ANAMBRA	5	174	734	913
06	BAUCHI	0	18	172	190
07	BAYELSA	0	14	41	55
08	BENUE	0	43	274	317
09	BORNO	0	0	9	9
10	CROSS RIVER	0	461	576	1037
11	DELTA	0	23	42	65
12	EBONYI	0	53	254	307
13	EDO	0	19	50	69
14	EKITI	1	35	51	87
15	ENUGU	0	195	435	630
16	GOMBE	0	2	17	19
17	IMO	0	56	1001	1057
18	JIGAWA	0	50	79	129
19	KADUNA	0	25	67	92
20	KANO	0	3	70	73
21	KATSINA	3	3	6	12
22	KEBBI	3	1	7	11
23	KOGI	0	19	24	43
24	KWARA	0	26	41	67
25	LAGOS	108	21	37	58
26	NASARAWA	14	128	331	581
27	NIGER	122	37	24	183
28	OGUN	54	81	223	363
29	ONDO	1	17	21	39
30	OSUN	0	18	43	61
31	OYO	0	18	49	67
32	PLATEAU	0	3	37	40
33	RIVERS	154	21	89	264
34	SOKOTO	0	0	1	1
35	TARABA	62	11	27	100
36	YOBE	0	138	302	440
37	ZAMFARA	0	0	2	2
	UNINDICATED	1139	0	0	1139
	TOTAL	**1895**	**2167**	**6484**	**10551**

GRAPHICAL ENROLMENT OF ENROLMENT STATISTICS FOR 2018 COMMON ENTRANCE EXAMINATION

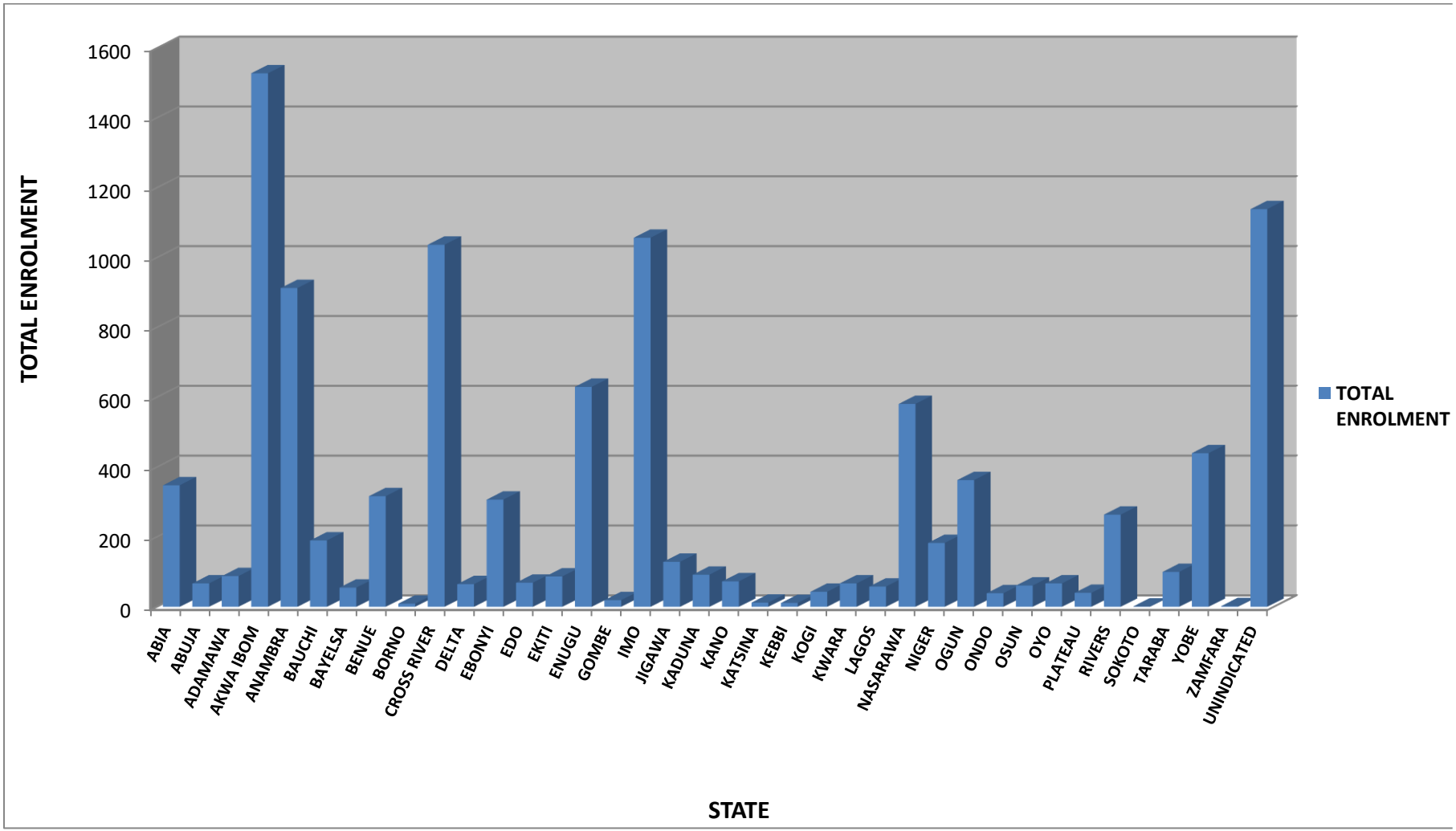

TRADE BY GENDER ENROLMENT IN 2017 MODULAR EXAMINATION (MARCH EDITION)

TRADE CODE	TRADE NAME	GENDER			
		UNINDICATED	FEMALE	MALE	TOTAL
51M	TRACTOR MECHANIC	1	0	4	5
52M	MOTOR VEHICLE MECHANIC WORKS	6	2	72	80
54M	ELECTRICAL INST. & MAINTENANCE WORKS	10	9	294	313
55M	FABRICATION AND WELDING	3	1	55	59
56M	MECHANICAL ENGINEERING CRAFT PRACTICE	0	0	17	17
57M	RADIO TELEVISION AND ELECTRONICS WORK	0	0	7	7
58M	REFRIGERATION & AIR CONDITIONING PRACTICE	0	1	3	4
59M	VEHICLE BODY BUILDING	0	0	1	1
60M	LIGHT VEHICLE BODY REPAIR WORK	0	0	2	2
61M	INSTRUMENT MECHANICS WORK	0	0	1	1
62M	APPLIANCE MAINTENANCE AND REPAIRS	0	0	1	1
65M	MARINE ENGINEERING CRAFT PRACTICE	0	0	1	1
67M	COMPUTER CRAFT PRACTICE	5	32	26	63
68M	ANIMAL HUSBANDRY	3	1	1	5
69M	FISHERY	2	0	0	2
71M	BRICKLAYING/BLOCKLAYING & CONCRETE WORK	3	1	102	106
72M	CARPENTRY AND JOINERY	3	0	30	33
73M	FURNITURE DESIGN AND CONSTRUCTION	0	0	39	39
75M	PAINTING AND DECORATING	1	1	14	16
76M	PLUMBING AND PIPE FITTING	1	0	13	14
77M	DRAUGHTMANSHIP	0	0	7	7
81M	COSMETOLOGY	3	27	6	36
82M	MEN'S GARMENT MAKING	0	1	10	11
83M	LADIES GARMENT MAKING	6	112	6	124
84M	CATERING CRAFT PRACTICE	35	882	29	946
85M	LEATHER TRADES	0	0	2	2
86M	PRINTING CRAFT PRACTICE	0	2	3	5
87M	TEXTILES TRADES	0	2	2	4
88M	GRAPHIC ART	0	0	2	2
89M	CERAMICS	1	0	1	2
90M	PHOTOGRAPHY	0	0	3	3
91M	SECRETARIAL STUDIES	0	14	0	14
92M	BOOK KEEPING	8	57	12	77
94M	TOURISM	1	0	1	2
TOTAL		**92**	**1145**	**767**	**2004**

GRAPHICAL REPRESENTATION OF TRADE BY GENDER ENROLMENT IN 2017 MODULAR EXAMINATION (MARCH EDITION)

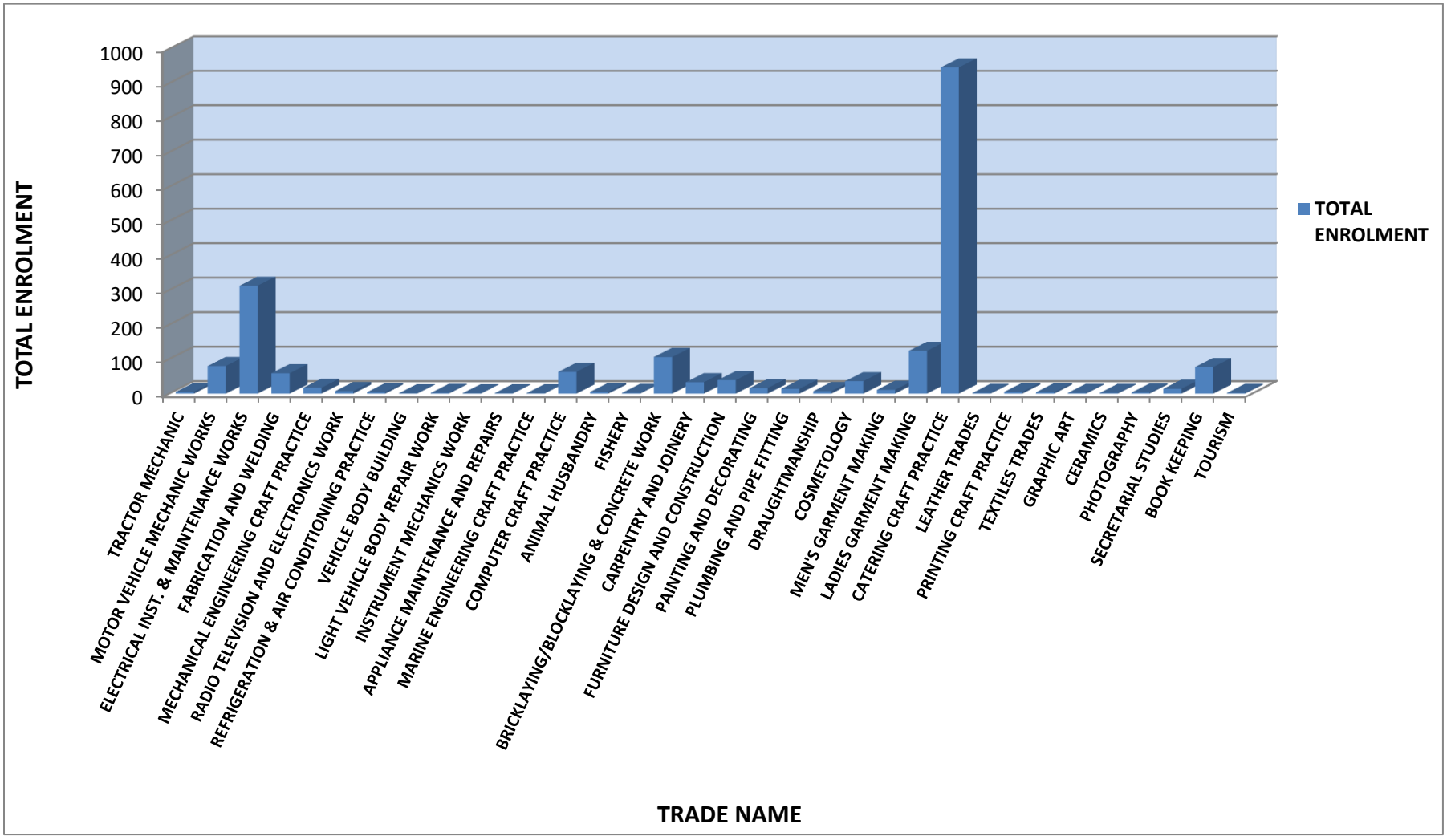

ENROLMENT STATISTICS FOR 2017 MODULAR EXAMINATION (MARCH EDITION)

STATE CODE	STATE	GENDER			TOTAL
		UNINDICATED	FEMALE	MALE	
01	ABIA	2	5	4	11
02	ABUJA	1	5	1	7
03	ADAMAWA	0	0	0	0
04	AKWA IBOM	0	1	23	24
05	ANAMBRA	6	258	22	286
06	BAUCHI	2	0	22	24
07	BAYELSA	0	11	7	18
08	BENUE	0	0	0	0
09	BORNO	0	0	0	0
10	CROSS RIVER	0	16	3	19
11	DELTA	3	37	60	100
12	EBONYI	0	0	0	0
13	EDO	15	214	18	247
14	EKITI	0	9	3	12
15	ENUGU	0	73	6	79
16	GOMBE	25	0	4	29
17	IMO	3	13	0	16
18	JIGAWA	0	0	0	0
19	KADUNA	0	0	0	0
20	KANO	0	0	0	0
21	KATSINA	0	0	0	0
22	KEBBI	0	0	0	0
23	KOGI	0	0	0	0
24	KWARA	0	0	0	0
25	LAGOS	3	238	43	284
26	NASARAWA	0	0	0	0
27	NIGER	4	66	194	264
28	OGUN	11	94	186	291
29	ONDO	2	5	20	27
30	OSUN	6	12	101	119
31	OYO	5	31	19	55
32	PLATEAU	3	55	23	81
33	RIVERS	0	3	8	11
34	SOKOTO	0	0	0	0
35	TARABA	0	0	0	0
36	YOBE	0	0	0	0
37	ZAMFARA	0	0	0	0
	TOTAL	**91**	**1146**	**767**	**2004**

GRAPHICAL REPRESENTATION OF ENROLMENT STATISTICS FOR 2017 MODULAR EXAMINATION (MARCH EDITION)

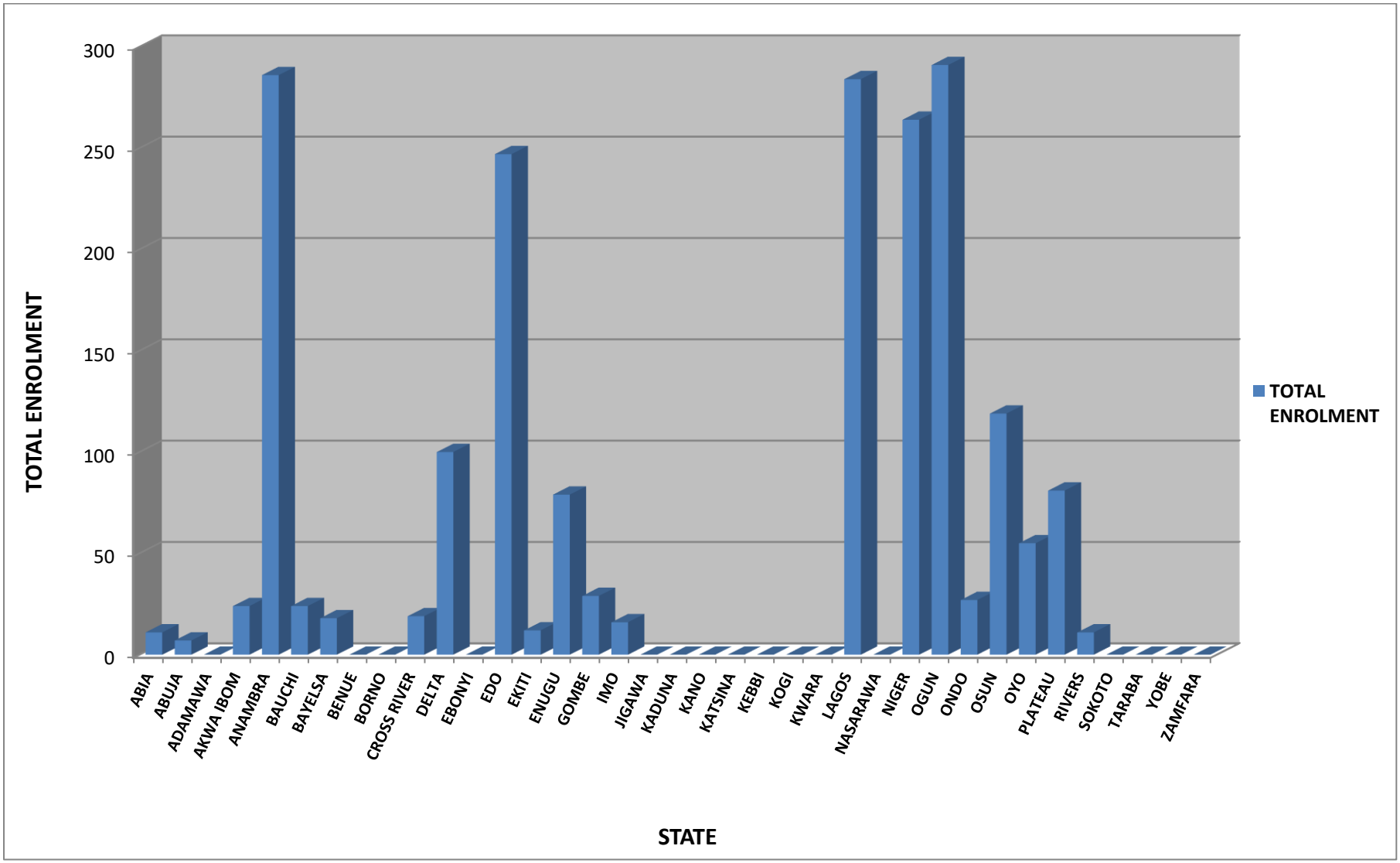

CANDIDATES PERFORMANCE BY SUBJECT IN THE 2017 MARCH MODULAR EXAMINATIONS

SUBJECT	SUBJECT TITLE	GRADE				
		A	C	P	F	TOTAL
511	TRACTOR OPERATION	4	0	1	0	5
521	SERVICE STATION MECHANIC	21	9	4	0	34
541	DOMESTIC INSTALLATION AND	164	55	0	6	225
551	FABRICATION	14	0	0	0	14
561	TURNER	9	5	0	0	14
571	RADIO COMMUNICATION TECHNICIAN	4	1	0	0	5
581	DOMESTIC REF. & AIR CONDITIONS	1	0	0	0	1
601	PANEL-BEATING WORK	0	2	0	0	2
651	MARINE PETROL & DIESEL ENG.	0	1	0	0	1
671	WORD PROCESSING	35	8	1	0	44
691	FISH FEED PRODUCTION & HATCHERY	2	0	0	0	2
711	BRICK AND BLOCK	46	37	0	2	85
721	CARPENTRY	14	6	2	0	22
731	CABINET MAKING	13	12	1	1	27
751	PAINTING & DECORATING	13	1	0	0	14
761	PLUMBING	5	3	0	1	9
771	ARCHITECTURAL & SERVICES DRAWING	6	0	1	0	7
811	MANICURE, PEDICURE AND FACIAL	1	0	0	0	1
821	MEN'S TRADITIONAL WEARS	4	5	0	0	9
831	PATTERN DRAFTING AND PRODUCTION	11	4	0	0	15
841	FOOD PREPARATION	520	41	0	6	567
861	LETTER PRESS PRINTING	0	1	0	0	1
881	PUBLICITY & ADVERTISING DESIGN	2	0	0	0	2
891	CLAY PREPARATIONS	1	0	0	0	1
921	BOOK-KEEPING (ACCOUNT CLERKS)	0	24	7	20	51
941	TOURING AGENCY	0	1	1	0	2
522	PETROL ENGINE MAINATENANCE AND	28	1	0	0	29
542	INDUSTRIAL INSTALLATION AND	75	5	0	0	80
552	WELDING	41	4	0	0	45
562	MILLER	2	0	0	0	2
572	SATELLITE TRANSMISSION TECHNICIAN	1	0	0	1	2
582	VEHICLE REFRIDGERATION AND	2	0	0	0	2
612	ELECTRICAL ELECTRONICS	1	0	0	0	1
622	ELECTRO-MECHANICAL MACHINES	1	0	0	0	1
672	GRAPHICS	8	9	0	0	17
682	POULTRY FARMING	0	2	0	0	2
712	CONCRETING	0	0	0	20	20
722	JOINERY	9	1	0	0	10

SUBJECT	SUBJECT TITLE	GRADE				
		A	C	P	F	TOTAL
732	UPHOLSTERY MAKING	8	2	0	1	**11**
762	PIPE FITTING	5	0	0	0	**5**
812	HAIR STYLING AND SCALE TREATMENT	29	4	0	0	**33**
822	MEN'S COAT AND FRENCH SUITS	1	1	0	0	**2**
832	GARMENT CONSTRUCTION	66	31	0	6	**103**
842	FOOD AND SERVICES	130	3	0	3	**136**
902	PHOTOGRAPHIC CRAFT	3	0	0	0	**3**
912	TYPEWRITING 35 WPM (TYPIST II)	0	1	0	0	**1**
922	OFFICE PROCEDURE (CLERICAL DUTIES)	0	14	9	1	**24**
523	TRANSMISSION (MANUAL &	5	0	0	0	**5**
543	REWINDING OF ELECTRICAL MACHINES	6	0	0	0	**6**
563	SHAPER	1	0	0	0	**1**
583	INDUSTRIAL REFRIGERATION AND AIR-	1	0	0	0	**1**
593	VEHICLE SPRAY PAINTING	1	0	0	0	**1**
673	AUTO CAD	1	0	0	0	**1**
683	SHEEP/GOATS AND CATTLE REARING	3	0	0	0	**3**
753	WALL HANGING/INTERIOR DECORATION	2	0	0	0	**2**
813	BARBING	2	0	0	0	**2**
843	BAKERY AND CONFECTIONERIES	203	31	0	0	**234**
853	FOOT WEAR MANUFACTURE	1	1	0	0	**2**
863	PRINT-FINISHING / BOOK BINDING	0	3	0	0	**3**
873	SURFACE DESIGN & PRINTING OF TEXTILE	0	4	0	0	**4**
893	CERAMICS(CASTING)	1	0	0	0	**1**
913	TYPEWRITING 50 WPM (TYPIST I)	1	7	2	2	**12**
524	STEERING AND BRAKING SYSTEM MECHANIC	1	0	1	0	**2**
864	SCREEN PRINTING	0	0	0	1	**1**
525	DIESEL ENGINE MAINTENANCE AND	5	3	0	0	**8**
	TOTAL	**1534**	**343**	**30**	**71**	**1978**

TRADE BY GENDER ENROLMENT IN 2017 MODULAR EXAMINATION (DECEMBER EDITION)

TRADE CODE	TRADE NAME	GENDER			
		UNINDICATED	FEMALE	MALE	TOTAL
51M	TRACTOR MECHANIC	0	2	6	
52M	MOTOR VEHICLE MECHANIC WORKS	7	0	211	2
53M	AUTO ELECTRICAL WOEKS	0	0	2	
54M	ELECTRICAL INST. & MAINTENANCE WORKS	26	6	702	7
55M	FABRICATION AND WELDING	8	2	187	1
56M	MECHANICAL ENGINEERING CRAFT PRACTICE	1	1	30	
57M	RADIO TELEVISION AND ELECTRONICS WORK	4	3	15	
58M	REFRIGERATION & AIR CONDITIONING PRACTICE	0	1	13	
59M	VEHICLE BODY BUILDING	1	0	1	
61M	INSTRUMENT MECHANICS WORK	0	0	1	
63M	FOUNDRY CRAFT PRACTICE	0	3	0	
67M	COMPUTER CRAFT PRACTICE	20	171	333	5
68M	ANIMAL HUSBANDRY	1	7	7	
69M	FISHERY	4	0	2	
71M	BRICKLAYING/BLOCKLAYING & CONCRETE WORK	14	6	225	2
72M	CARPENTRY AND JOINERY	34	4	286	3
73M	FURNITURE DESIGN AND CONSTRUCTION	0	0	8	
74M	MACHINE WOOD WORKS	0	0	1	
75M	PAINTING AND DECORATING	0	1	8	
76M	PLUMBING AND PIPE FITTING	3	0	61	
81M	COSMETOLOGY	1	53	3	
82M	MEN'S GARMENT MAKING	10	27	56	
83M	LADIES GARMENT MAKING	23	921	50	9
84M	CATERING CRAFT PRACTICE	29	1112	48	11
85M	LEATHER TRADES	17	47	13	
86M	PRINTING CRAFT PRACTICE	0	5	2	
87M	TEXTILES TRADES	0	6	2	
88M	GRAPHIC ART	0	15	10	
89M	CERAMICS	0	1	2	
91M	SECRETARIAL STUDIES	0	5	0	
92M	BOOK KEEPING	11	63	25	
93M	SALESMANSHIP	0	1	0	
94M	TOURISM	1	4	1	
TOTAL		**215**	**2467**	**2311**	**4**

GRAPHICAL REPRESENTATION OF TRADE BY GENDER ENROLMENT IN 2017 MODULAR EXAMINATION (DECEMBER EDITION)

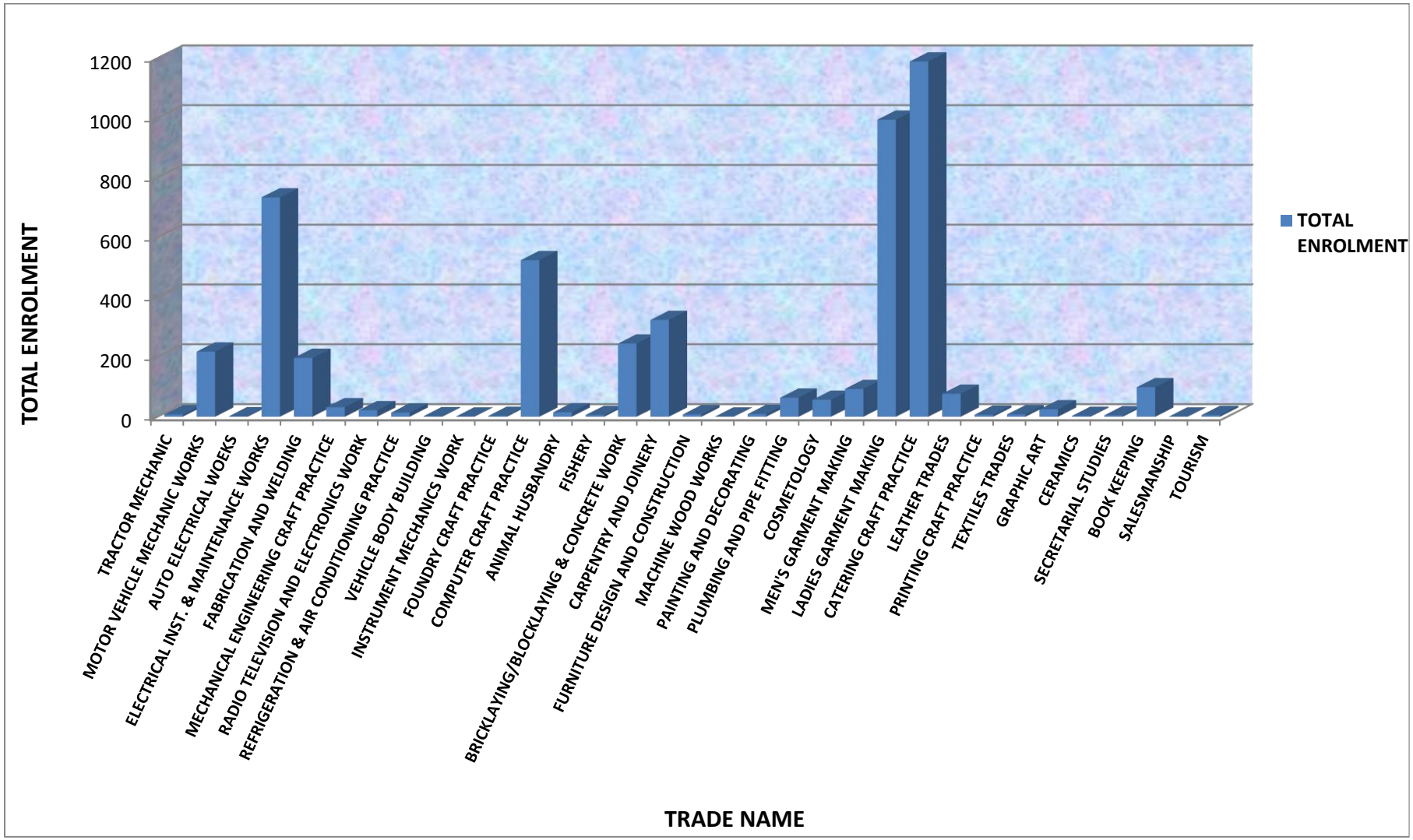

ENROLMENT STATISTICS FOR 2017 MODULAR EXAMINATION (DECEMBER EDITION)

STATE CODE	STATE	GENDER			TOTAL
		UNINDICATED	FEMALE	MALE	
01	ABIA	0	0	0	0
02	ABUJA	3	12	17	32
03	ADAMAWA	0	0	0	0
04	AKWA IBOM	0	0	0	0
05	ANAMBRA	0	49	0	49
06	BAUCHI	0	0	0	0
07	BAYELSA	1	23	37	61
08	BENUE	0	0	0	0
09	BORNO	0	0	0	0
10	CROSS RIVER	1	29	9	39
11	DELTA	0	43	44	87
12	EBONYI	0	29	2	31
13	EDO	2	283	42	327
14	EKITI	0	0	0	0
15	ENUGU	0	120	2	122
16	GOMBE	0	0	0	0
17	IMO	0	0	0	0
18	JIGAWA	23	102	99	224
19	KADUNA	52	45	631	728
20	KANO	0	0	0	0
21	KATSINA	0	0	0	0
22	KEBBI	0	0	0	0
23	KOGI	24	24	11	59
24	KWARA	0	9	0	9
25	LAGOS	8	326	71	405
26	NASARAWA	0	0	0	0
27	NIGER	13	0	0	13
28	OGUN	7	154	304	465
29	ONDO	0	0	0	0
30	OSUN	9	94	379	482
31	OYO	18	45	16	79
32	PLATEAU	0	32	0	32
33	RIVERS	0	75	11	86
34	SOKOTO	0	0	0	0
35	TARABA	1	61	0	62
36	YOBE	53	912	636	1601
37	ZAMFARA	0	0	0	0
	TOTAL	**215**	**2467**	**2311**	**4993**

GRAPHICAL REPRESENTATION OF ENROLMENT STATISTICS FOR 2017 MODULAR EXAMINATION (DECEMBER EDITION)

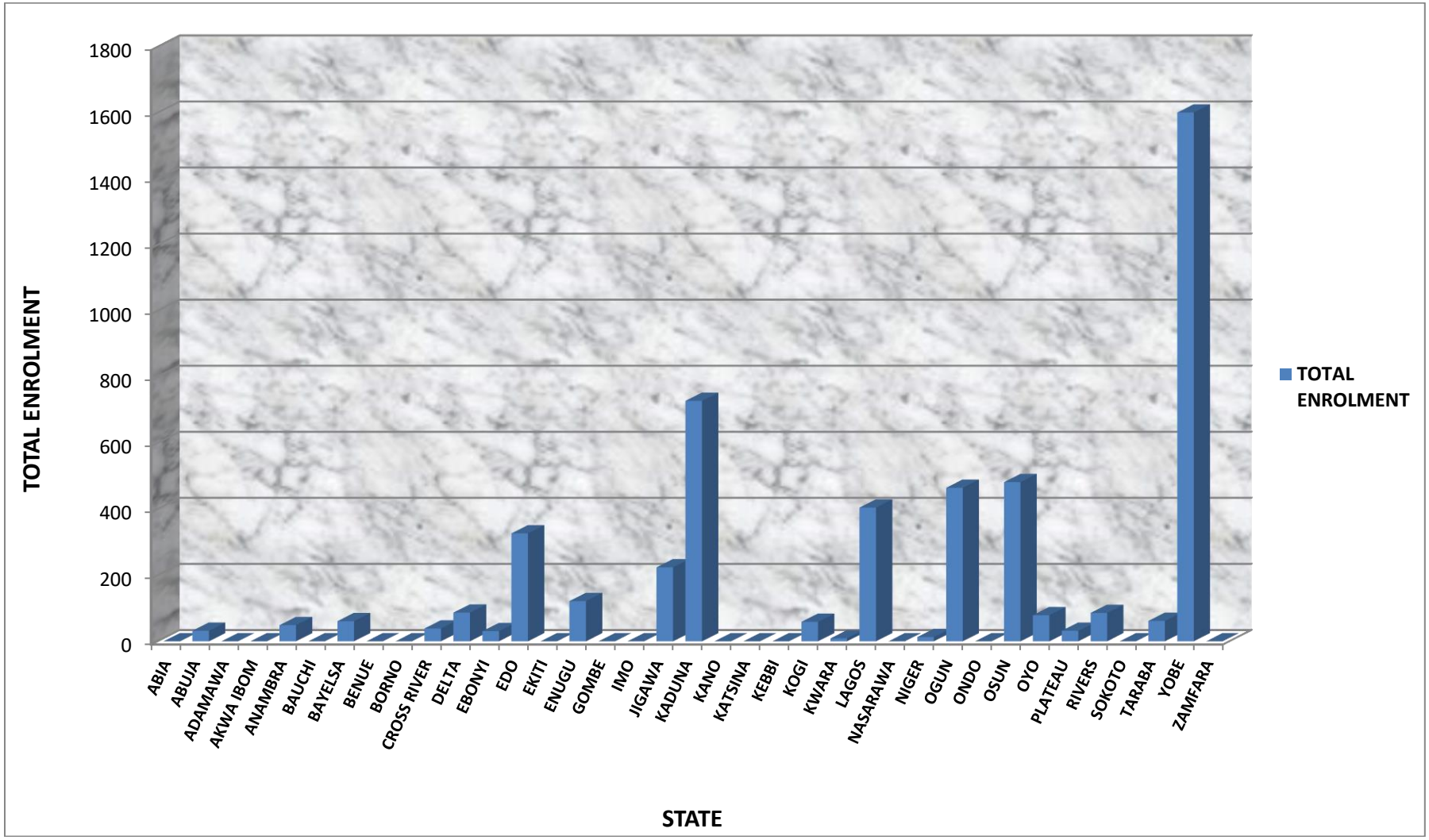

CANDIDATES PERFORMANCE BY SUBJECT IN THE 2017 DECEMBER MODULAR EXAMINATIONS

SUBJECT	SUBJECT TITLE	GRADE				
		A	C	P	F	TOTAL
511	TRACTOR OPERATION	1	0	0	0	1
521	SERVICE STATION MECHANIC	32	6	12	4	54
531	AUTO BATTERY CHARGING	0	0	0	0	0
541	DOMESTIC INSTALLATION AND MAINTENANCE	282	300	20	24	626
551	FABRICATION	15	10	3	1	29
561	TURNER	13	12	0	0	25
571	RADIO COMMUNICATION TECHNICIAN	13	3	0	0	16
581	DOMESTIC REF. & AIR CONDITIONS	10	0	0	1	11
591	VEHICLE TRIMMING (WOOD AND METAL)	0	2	0	0	2
611	MECHANICAL PNEUMATIC INSTRUMENTATION	1	0	0	0	1
631	PATTERN MAKING	0	0	0	0	0
671	WORD PROCESSING	362	102	0	18	482
681	PIG KEEPING	0	0	0	0	0
691	FISH FEED PRODUCTION & HATCHERY TECHNOLOGY	0	0	0	0	0
711	BRICK AND BLOCK	135	75	1	7	218
721	CARPENTRY	115	152	13	7	287
731	CABINET MAKING	6	0	0	0	6
741	WOOD TURNING	0	0	0	0	0
751	PAINTING & DECORATING	7	0	0	0	7
761	PLUMBING	50	3	0	1	54
811	MANICURE, PEDICURE AND FACIAL TREATMENT	14	6	0	1	21
821	MEN'S TRADITIONAL WEARS	42	38	1	2	83
831	PATTERN DRAFTING AND PRODUCTION	25	341	3	32	401
841	FOOD PREPARATION	468	281	23	13	785
851	LEATHER GOODS	0	0	0	0	0
861	LETTER PRESS PRINTING	0	0	0	0	0
871	YARN PRODUCTION OR SPINNING	0	0	0	0	0
881	PUBLICITY & ADVERTISING DESIGN	13	10	0	0	23
891	CLAY PREPARATIONS	0	0	0	0	0
911	TYPEWRITING 25 WPM (TYPIST III)	0	0	0	0	0
921	BOOK-KEEPING (ACCOUNT CLERKS)	6	37	21	6	70
931	AUCTIONEERING PRACTICE	0	0	0	0	0
941	TOURING AGENCY	2	4	0	0	6
512	TRACTOR REPAIRS (MECHANIC)	2	3	0	0	5

SUBJECT	SUBJECT TITLE	GRADE				
		A	C	P	F	TOTAL
522	PETROL ENGINE MAINTENANCE AND RECONDITIONING.	78	55	4	4	141
532	AUTO STARTER MOTORS MECHANICS	2	0	0	0	2
542	INDUSTRIAL INSTALLATION AND MAINTENANCE	51	2	0	0	53
552	WELDING	1	123	0	30	154
562	MILLER	1	3	0	0	4
572	SATELLITE TRANSMISSION TECHNICIAN	1	0	0	0	1
582	VEHICLE REFRIGERATION AND AIR CONDITIONING	2	0	0	0	2
592	VEHICLE BODY UPHOLSTERY WORKS	0	0	0	0	0
612	ELECTRICAL ELECTRONICS INSTRUMENTATION	0	0	0	0	0
632	MOULDING AND CORE MAKING	0	0	0	0	0
672	GRAPHICS	11	0	0	19	30
682	POULTRY FARMING	5	2	0	0	7
692	FISH POND ENGR. CRAFT	0	0	0	0	0
712	CONCRETING	0	0	3	16	19
722	JOINERY	6	3	0	0	9
732	UPHOLSTERY MAKING	2	0	0	0	2
742	SPINDLE MOULDING	0	0	0	0	0
752	SPRAY PAINTING & INDUSTRIAL FINISHING	0	0	0	0	0
762	PIPE FITTING	7	2	0	0	9
812	HAIR STYLING AND SCALP TREATMENT	24	8	0	1	33
822	MEN'S COAT AND FRENCH SUITS	1	0	0	4	5
832	GARMENT CONSTRUCTION	196	210	0	22	428
842	FOOD AND DRINK SERVICES	25	44	5	0	74
852	LEATHER TANNING (PRODUCTION)	0	0	0	0	0
862	OFF-SET PRINTING	0	1	0	0	1
872	WEAVING OR FABRIC PRODUCTION	5	0	0	0	5
892	STUDIO POTTERY PRACTICE	0	3	0	0	3
912	TYPEWRITING 35 WPM (TYPIST II)	1	0	0	0	1
922	OFFICE PROCEDURE (CLERICAL DUTIES)	0	26	0	0	26
932	PURCHASING & SUPPLY	0	0	0	0	0
513	FARM IMPLEMENT REPAIRS (MECHANIC)	0	0	0	0	0
523	TRANSMISSION (MANUAL & AUTOMATIC) MECH.	1	0	0	0	1
543	REWINDING OF ELECTRICAL MACHINES	17	3	0	1	21
563	SHAPER	3	0	0	0	3
573	TELEVISION TECHNICIAN	5	0	0	0	5
583	INDUSTRIAL REFRIGERATION AND AIR-CONDITIONING	1	0	0	0	1
593	VEHICLE SPRAY PAINTING	0	0	0	0	0

SUBJECT	SUBJECT TITLE	GRADE				
		A	C	P	F	TOTAL
633	FURNACE OPERATION	0	0	0	0	0
673	AUTO CAD	0	1	0	0	1
683	SHEEP/GOATS AND CATTLE REARING	0	0	0	0	0
693	FISH PROCESSING AND MARKETING	0	3	1	2	6
713	BASIC TILING	0	0	0	0	0
743	ROUTING AND TEMPLATE MAKING	0	0	0	0	0
753	WALL HANGING/INTERIOR DECORATION	1	0	0	0	1
813	HAIR BARBING	0	0	0	0	0
833	CROCHETING	0	0	0	0	0
843	BAKERY AND CONFECTIONERIES	204	60	17	4	285
853	FOOT WEAR MANUFACTURE	48	11	0	2	61
863	PRINT-FINISHING / BOOK BINDING	0	0	0	0	0
873	SURFACE DESIGN & PRINTING OF TEXTILE	1	2	0	0	3
893	CERAMICS(CASTING)	0	0	0	0	0
913	TYPEWRITING 50 WPM (TYPIST I)	0	1	0	1	2
923	STORE KEEPING	0	1	0	0	1
933	INSURANCE BROKERAGE	0	0	0	0	0
515	FARM CHEMICAL HANDLING MECHANIC	0	0	0	0	0
525	DIESEL ENGINE MAINTENANCE AND RECOND.	3	3	0	0	6
715	SCAFFOLDING	0	0	0	0	0
835	KNITTING	26	33	4	19	82
865	PROCESS CAMERA WORK & PLATE MAKING(LI	0	0	0	0	0
895	KLINS AND FIRING	0	0	0	0	0
915	SECRETARIAL ASSISTANT II	0	0	0	0	0
925	PURCHASING & SUPPLY	0	0	0	0	0
935	ADVERTISING AGENCY	0	0	0	0	0
514	INJECTION PUMP AND NOZZLE MECHANIC	1	0	0	0	1
524	STEERING AND BRAKING SYSTEM MECHANIC	4	1	0	0	5
564	GRINDER	0	0	0	0	0
684	RABBIT KEEPING	0	0	0	0	0
754	PAINTING AND SIGN WRITING	0	0	0	0	0
834	HAT MAKING	0	0	0	0	0
864	SCREEN PRINTING	6	0	0	0	6
874	BLEACHING, DYEING AND FINISHING	0	0	0	0	0
894	GLAZING	0	0	0	0	0
914	SHORTHAND 60 WPM DEVELOPMENTAL STAGE	0	0	0	0	0
924	ADVERTISING	0	0	0	0	0
934	LOAN/THRIFT PRACTICE	0	0	0	0	0
TOTAL		**2354**	**1986**	**131**	**242**	**4713**

TRADE BY GENDER ENROLMENT IN 2018 MODULAR (MARCH EDITION)

TRADE CODE	TRADE NAME	GENDER			
		UNINDICATED	FEMALE	MALE	TOTAL
51M	TRACTOR MECHANIC	0	0	3	3
52M	MOTOR VEHICLE MECHANIC WORKS	4	2	71	77
53M	AUTO ELECTRICAL WOEKS	0	0	4	4
54M	ELECTRICAL INST. & MAINTENANCE WORKS	12	8	237	257
55M	FABRICATION AND WELDING	7	0	113	120
56M	MECHANICAL ENGINEERING CRAFT PRACTICE	0	0	21	21
57M	RADIO TELEVISION AND ELECTRONICS WORK	0	0	1	1
58M	REFRIGERATION & AIR CONDITIONING PRAC	0	0	10	10
60M	LIGHT VEHICLE BODY REPAIR WORK	0	0	3	3
65M	MARINE ENGINEERING CRAFT PRACTICE	0	0	1	1
67M	COMPUTER CRAFT PRACTICE	52	88	428	568
68M	ANIMAL HUSBANDRY	26	33	199	258
69M	FISHERY	16	6	60	82
71M	BRICKLAYING/BLOCKLAYING & CONCRETE WO	6	2	88	96
72M	CARPENTRY AND JOINERY	3	3	63	69
73M	FURNITURE DESIGN AND CONSTRUCTION	0	1	12	13
74M	MACHINE WOOD WORKS	1	0	1	2
75M	PAINTING AND DECORATING	1	2	29	32
76M	PLUMBING AND PIPE FITTING	3	1	23	27
77M	DRAUGHTMANSHIP	0	0	3	3
81M	COSMETOLOGY	22	70	4	96
82M	MEN'S GARMENT MAKING	24	235	177	436
83M	LADIES GARMENT MAKING	89	355	127	571
84M	CATERING CRAFT PRACTICE	34	912	52	998
85M	LEATHER TRADES	3	25	36	64
86M	PRINTING CRAFT PRACTICE	0	0	4	4
87M	TEXTILES TRADES	0	7	1	8
88M	GRAPHIC ART	0	1	1	2
89M	CERAMICS	0	0	1	1
90M	PHOTOGRAPHY	0	3	11	14
91M	SECRETARIAL STUDIES	0	9	5	14
92M	BOOK KEEPING	1	21	8	30
93M	SALESMANSHIP	0	0	1	1
94M	TOURISM	0	1	1	2
TOTAL		**304**	**1785**	**1799**	**3888**

GRAPHICAL REPRESENTATION OF TRADE BY GENDER ENROLMENT IN 2018 MODULAR (MARCH EDITION)

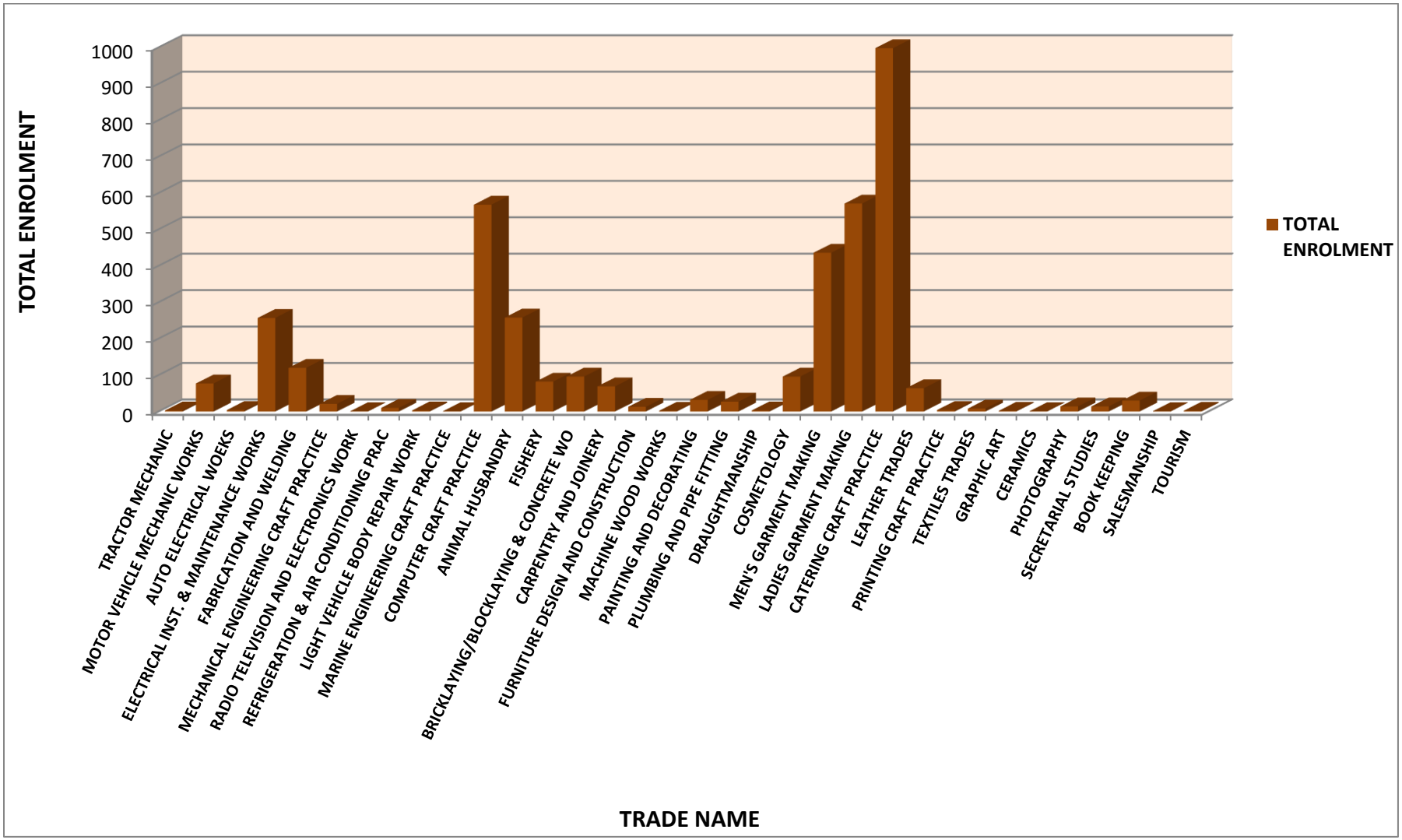

ENROLMENT STATISTICS FOR 2018 MODULAR EXAMINATION (MARCH EDITION)

STATE CODE	STATE	GENDER			TOTAL ENROLMENT
		UNINDICATED	FEMALE	MALE	
01	ABIA	17	0	0	17
02	ABUJA	0	11	1	12
03	ADAMAWA	0	0	1	1
04	AKWA IBOM	0	21	12	33
05	ANAMBRA	9	276	30	315
06	BAUCHI	15	207	293	515
07	BAYELSA	0	3	1	4
08	BENUE	0	0	0	0
09	BORNO	0	0	0	0
10	CROSS RIVER	0	15	1	16
11	DELTA	0	16	11	27
12	EBONYI	0	0	0	0
13	EDO	4	181	19	204
14	EKITI	2	47	20	69
15	ENUGU	0	55	6	61
16	GOMBE	0	5	33	38
17	IMO	0	35	0	35
18	JIGAWA	0	0	0	0
19	KADUNA	0	0	0	0
20	KANO	0	0	0	0
21	KATSINA	0	3	17	20
22	KEBBI	0	0	0	0
23	KOGI	143	0	0	143
24	KWARA	41	114	127	282
25	LAGOS	8	220	44	272
26	NASARAWA	0	0	0	0
27	NIGER	40	280	657	977
28	OGUN	19	92	206	317
29	ONDO	1	6	17	24
30	OSUN	0	20	132	152
31	OYO	2	114	103	219
32	PLATEAU	3	47	37	87
33	RIVERS	0	14	18	32
34	SOKOTO	0	0	0	0
35	TARABA	0	3	13	16
36	YOBE	0	0	0	0
37	ZAMFARA	0	0	0	0
	TOTAL	**304**	**1785**	**1799**	**3888**

GRAPHICAL REPRESENTATION OF ENROLMENT STATISTICS FOR 2018 MODULAR EXAMINATION (MARCH EDITION)

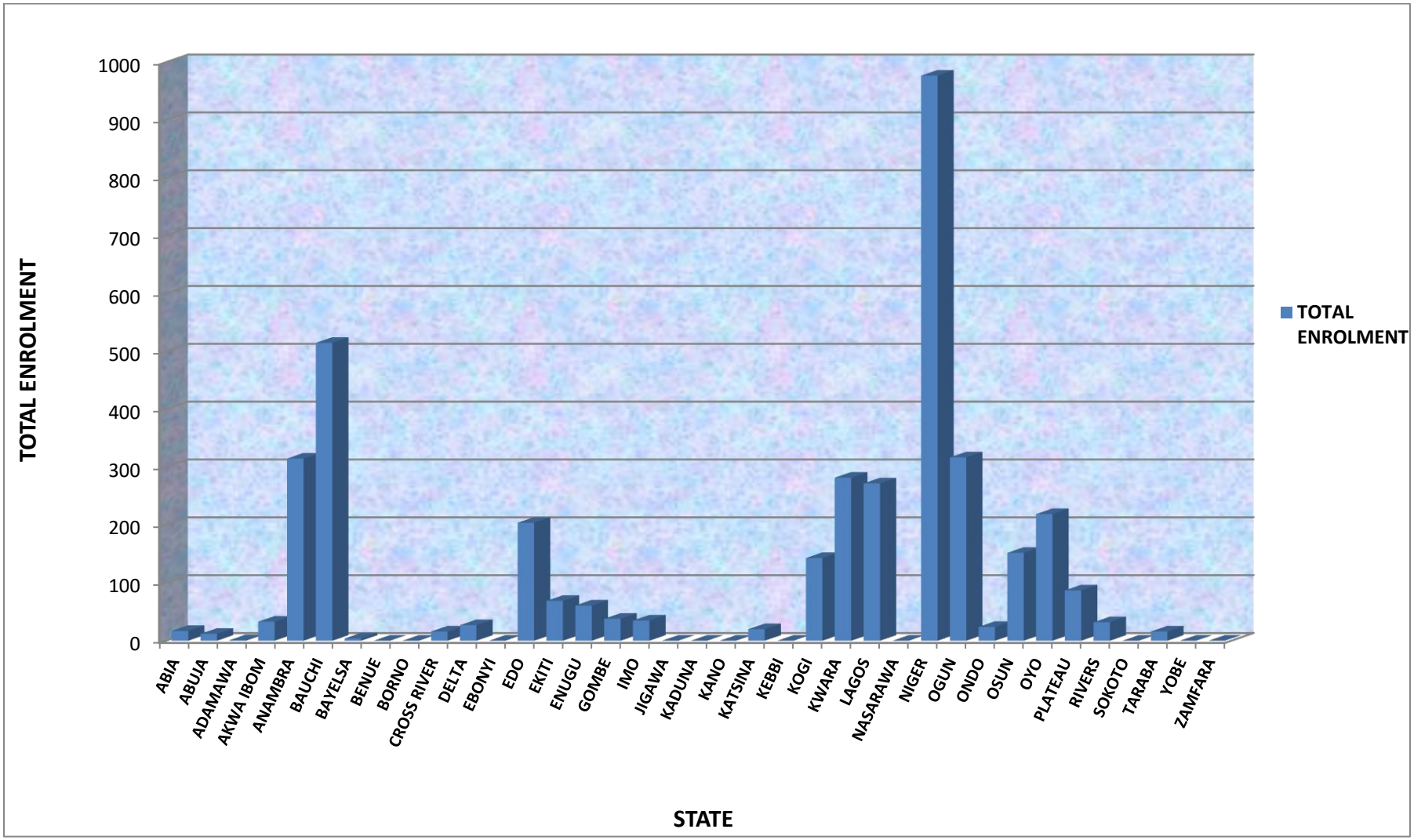

CANDIDATES PERFORMANCE BY SUBJECT IN THE 2018 MARCH MODULAR EXAMINATIONS

SUBJECT	SUBJECT TITLE	GRADE				
		A	C	P	F	TOTAL
511	TRACTOR OPERATION	2	1	0	0	3
512	TRACTOR REPAIRS (MECHANIC)	0	0	0	0	0
513	FARM IMPLEMENT REPAIRS (MECHANIC)	0	0	0	0	0
514	INJECTION PUMP AND NOZZLE MECHANIC	0	0	0	0	0
521	SERVICE STATION MECHANIC	17	1	0	0	18
522	PETROL ENGINE MAINATENANCE AND	36	15	1	1	53
523	TRANSMISSION (MANUAL &	1	0	0	0	1
524	STEERING AND BRAKING SYSTEM	0	1	0	1	2
531	AUTO BATTERY CHARGING	0	0	0	0	0
532	AUTO STARTER MOTORS MECHANICS	4	0	0	0	4
541	DOMESTIC INSTALLATION AND	104	33	0	2	139
542	INDUSTRIAL INSTALLATION AND	99	1	0	1	101
543	REWINDING OF ELECTRICAL MACHINES	13	2	0	1	16
551	FABRICATION	11	6	0	0	17
552	WELDING	60	34	0	4	98
561	TURNER	8	5	0	0	13
562	MILLER	2	5	0	0	7
563	SHAPER	0	0	0	0	0
564	GRINDER	1	0	0	0	1
571	RADIO COMMUNICATION TECHNICIAN	0	1	0	0	1
572	SATELLITE TRANSMISSION TECHNICIAN	0	0	0	0	0
573	TELEVISION TECHNICIAN	0	0	0	0	0
581	DOMESTIC REF. & AIR CONDITIONS	6	0	0	0	6
582	VEHICLE REFRIDGERATION AND	4	0	0	0	4
583	INDUSTRIAL REFRIGERATION AND AIR-	0	0	0	0	0
601	PANEL-BEATING WORK	2	1	0	0	3
651	MARINE PETROL & DIESEL ENG.	1	0	0	0	1
652	MARINE TRANSMISSION SYS MECHANIC	0	0	0	0	0
653	MARINE PROPULSION MECHANIC	0	0	0	0	0
671	WORD PROCESSING	100	403	0	42	545
672	GRAPHICS	15	0	0	0	15
673	AUTO CAD	0	0	0	0	0
681	PIG KEEPING	0	2	5	2	9
682	POULTRY FARMING	0	95	43	17	155
683	SHEEP/GOATS AND CATTLE REARING	0	3	1	85	89
684	RABBIT KEEPING	0	0	0	0	0
691	FISH FEED PRODUCTION & HATCHERY TECHN	11	10	8	15	44
692	FISH POND ENGR. CRAFT	0	0	0	0	0

SUBJECT	SUBJECT TITLE	GRADE				
		A	C	P	F	TOTAL
693	FISH PROCESSING AND MARKETING	17	13	1	6	37
711	BRICK AND BLOCK	47	29	2	1	79
712	CONCRETING	0	1	1	11	13
713	BASIC TILING	1	1	0	0	2
714	PLASTER OF PARIS	1	1	0	0	2
721	CARPENTRY	43	14	0	0	57
722	JOINERY	11	0	0	0	11
731	CABINET MAKING	7	2	0	0	9
732	UPHOLSTERY MAKING	3	1	0	0	4
741	WOOD TURNING	1	1	0	0	2
742	SPINDLE MOULDING	0	0	0	0	0
743	ROUTING AND TEMPLATE MAKING	0	0	0	0	0
751	PAINTING & DECORATING	9	20	1	1	31
752	SPRAY PAINTING & INDUSTRIAL FINISHING	0	0	0	0	0
753	WALL HANGING/INTERIOR DECORATION	1	0	0	0	1
754	PAINTING AND SIGN WRITING	0	0	0	0	0
761	PLUMBING	9	5	0	0	14
762	PIPE FITTING	11	1	0	1	13
771	ARCHITECTURAL & SERVICES DRAWING	0	1	0	2	3
811	MANICURE, PEDICURE AND FACIAL TREATME	16	5	0	0	21
812	HAIR STYLING AND SCALP TREATMENT	41	9	1	1	52
813	HAIR BARBING	0	0	0	0	0
821	MEN'S TRADITIONAL WEARS	9	344	48	18	419
822	MEN'S COAT AND FRENCH SUITS	1	0	0	0	1
831	PATTERN DRAFTING AND PRODUCTION	0	176	1	21	198
832	GARMENT CONSTRUCTION	34	293	2	14	343
833	CROCHETING	2	2	0	0	4
834	HAT MAKING	0	0	0	0	0
841	FOOD PREPARATION	633	8	0	10	651
842	FOOD AND DRINK SERVICES	88	3	1	2	94
843	BAKERY AND CONFECTIONERIES	193	37	0	2	232
851	LEATHER GOODS	10	5	0	0	15
852	LEATHER TANNING (PRODUCTION)	0	0	0	0	0
853	FOOT WEAR MANUFACTURE	31	15	3	0	49
861	LETTER PRESS PRINTING	0	2	0	0	2
862	OFF-SET PRINTING	1	1	0	0	2
863	PRINT-FINISHING / BOOK BINDING	0	0	0	0	0
864	SCREEN PRINTING	0	0	0	0	0
871	YARN PRODUCTION OR SPINNING	0	0	0	0	0
872	WEAVING OR FABRIC PRODUCTION	0	0	0	0	0
873	SURFACE DESIGN & PRINTING OF TEXTILE	2	0	0	0	2
874	BLEACHING, DYEING AND FINISHING	3	2	1	0	6

SUBJECT	SUBJECT TITLE	GRADE				
		A	C	P	F	TOTAL
881	PUBLICITY & ADVERTISING DESIGN	1	1	0	0	2
891	CLAY PREPARATIONS	0	0	0	0	0
892	STUDIO POTTERY PRACTICE	0	0	0	0	0
893	CERAMICS(CASTING)	1	0	0	0	1
894	GLAZING	0	0	0	0	0
901	PHOTOGRAPHIC DRAWING CRAFT	1	7	1	0	9
902	PHOTOGRAPHIC CRAFT	3	0	0	0	3
911	TYPEWRITING 25 WPM (TYPIST III)	0	0	0	0	0
912	TYPEWRITING 35 WPM (TYPIST II)	0	1	0	0	1
913	TYPEWRITING 50 WPM (TYPIST I)	1	3	1	1	6
914	SHORTHAND 60 WPM DEVELOPMENTAL STAGE	0	0	0	0	0
921	BOOK-KEEPING (ACCOUNT CLERKS)	0	8	4	1	13
922	OFFICE PROCEDURE (CLERICAL DUTIES)	0	11	0	1	12
923	STORE KEEPING	0	1	2	1	4
924	ADVERTISING	0	0	0	0	0
931	AUCTIONEERING PRACTICE	0	0	0	0	0
932	PURCHASING & SUPPLY	0	1	0	0	1
933	INSURANCE BROKERAGE	0	0	0	0	0
934	LOAN/THRIFT PRACTICE	0	0	0	0	0
941	TOURING AGENCY	0	2	0	0	2
TOTAL		**1729**	**1646**	**128**	**265**	**3768**