

2020 ANNUAL REPORT

NATIONAL EXAMINATIONS COUNCIL (NECO)

support@neco.gov.ng
www.neco.gov.ng

KM 8, Bida Road, Minna,
Niger State, Nigeria.

VISION

To become a major player within the global assessment industry

MISSION

To deliver examinations whose results are trusted worldwide for their credibility

CORE VALUE

Redefining the future of the Nigerian Child through quality assessment

SLOGAN

"Do The Right Thing For NECO's Integrity
Do The Right Thing For Credible Examinations"

NECO ETHOS

Professionalism

Service Delivery

Punctuality (Timeliness)

Client Satisfaction

Precise and Accurate Information

Good Attitude

Integrity

Commitment

Zero Tolerance for Impunity

Excellence



MUHAMMADU BUHARI, GCFR

PRESIDENT AND COMMANDER IN-CHIEF OF THE ARMED FORCES

FEDERAL REPUBLIC OF NIGERIA



PROFESSOR YEMI OSIBAJO, SAN, GCON

VICE PRESIDENT

FEDERAL REPUBLIC OF NIGERIA



MALLAM ADAMU ADAMU
HONOURABLE MINISTER OF EDUCATION



HON. CHUKWUEMEKA NWAJIUBA
HONOURABLE MINISTER OF STATE FOR EDUCATION



ARCH. SONNY S.T. ECHONO, FNIA

PERMANENT SECRETARY

FEDERAL MINISTRY OF EDUCATION



DR. ABUBAKAR SADDIQ

CHAIRMAN, GOVERNING BOARD



PROF. GODSWILL OBIOMA

REGISTRAR/CHIEF EXECUTIVE

NECO MANAGEMENT



MR. ABUBAKAR M. GANA
DIRECTOR, EXAMINATIONS ADMINISTRATION



MR. EBIKIBINA J. OGBORODI
DIRECTOR, SPECIAL DUTIES



MR. BADAYI AHMED
DIRECTOR, EXAM. DEV.



MR. AUDU INUWA FUKA
DIRECTOR, GENERAL SERVICES



DR. WILLIAMS F.I. ONWUAKPA
DIRECTOR, QUALITY ASSURANCE



DR. JACOB S. EKELE
DIRECTOR, FINANCE AND ACCOUNTS



MR. MUSTAPHA K. ABDUL
DIRECTOR, HUMAN RESOURCE MANAGEMENT



MRS. BIBIAN IGBOANUGO
DIRECTOR, PSYCHOMETRICS



MR. GODDY USIOBOH
AG. DIRECTOR, ICT



MR. EMMANUEL IKPEAMA
AG. DIRECTOR, INTERNAL AUDIT



MR. LUKMAN O. SULEIMAN
AG. DIRECTOR, PROCUREMENT

FOREWORD

The year 2020 was a unique one with so many undaunting challenges and experiences. First among these was the covid-19 pandemic in Nigeria in February, 2020 which caused the lockdown of so many activities including those of the Council. The second was the ENDSARS protest in October, 2020 which suspended the conduct of 2020 SSCE (Internal) for some time but was concluded in November, 2020. There were also security challenges in the country such as kidnappings, killings by unknown gunmen and abductions of school children. But then, there were some good things experienced in year 2020.

The following are the major highlights of achievements in the year;

- The appointment of a substantive Registrar/Chief Executive for the Council, who was appointed on the 14th May, 2020.
- The development of an 11-point Agenda through which the mandate of the Council can be effectively achieved
- The 11-point Agenda among other things include;
    - Enhancing the level of information and communication technology (ICT) in examination processes and human capacity
    - Improving the staff welfare
    - Scaling up the level of institutional capacity
    - Raising the standard of examinations within national and global competitive context
- The 11-Point Agenda has since been approved by the Federal Ministry of Education and was also developed into a 5-year strategic plan
- The successful conduct and release of 2020 National Common Entrance Examination (NCEE) results
- The successful conduct of 2020 BECE from 24th August to 4th September, 2020 whose results have been released on the 14th October, 2020 to the candidates and schools
- The successful conduct of 2020 SSCE (Internal) from 5th October to 28th November, 2020 (with interruptions by ENDSARS protest) and the results released on the 13th January, 2021
- The successful conduct of 2020 SSCE (External) which accommodated the examination of papers of 2020 SSCE (Internal) disrupted by ENDSARS protest from 8th February to 10th March, 2020 and the results released on the 11th March, 2021
- Other achievements within the mandate include the successful conduct of 2020 March Accreditation/ Reaccreditation Exercise, 2020 Trial Testing Exercise, and BECE-Resit.
- To further strengthen the administrative structure of the Council, two departments (Internal Audit and Procurement) were created within the period under review as well as the appointment of four (4) new Directors

- Two directors retired after completing 35 years of meritorious service to the nation more especially the former Acting Registrar/ Chief Executive, Mr. Abubakar Gana and the former Director, Examinations Development Department, Mr Ahmad Badeyi
- The challenging year 2020 also brought moments of grief as we lost some staff to the cold hands of death

These achievements could not have come by without the efforts of some key individuals that are worth mentioning. It is very imperative to express our thanks and appreciation to them.

Firstly, we thank and immensely appreciate the President of the Federal Republic of Nigeria, President Muhammadu Buhari, GCFR for always providing the enabling environment for these successes in the year. In the same vein, we thank and appreciate the Honourable Minister of Education, Mallam Adamu Adamu, the Honourable Minister of State for Education, Honourable Chukwuemeka Nwajiuba and the Permanent Secretary, Arch. Sonny Echono for their guiding leadership and support to the Council. We also wish to thank and appreciate the Governing Board of the Council under the able leadership of Dr Abubakar Saddique Mohammed for their policy direction in the implementation of our statutory responsibilities.

There are other stakeholders that have supported the Council in various ways in the realization of our mandates in the year under review. They include the National Assembly through relevant oversighting committees, the Independent National Electoral Commission (INEC) for graciously providing us with the transport logistics and our dependable Adhoc staff (Supervisors, Examiners) for their sacrifices and support. Finally, our team of dedicated staff for their sacrifices and resilience even under very challenging circumstances.

We are eternally grateful to the Almighty God for granting us success in all our activities within our mandate in year 2020.

Professor Godswill Obioma *Fnae, fman, fstan, fcon, fnatt, fipman(UK)*
Registrar/Chief Executive

TABLE OF CONTENTS

Top Management Staff as at 2020..... XI
Foreword.....XII-XV
Table of Contents.....XV-XVII
List of Tables..... XVIII-XIX
List of Figures.....XX
Council's Organogram.....XXI

Chapter One: Introduction

1.1 Brief History of NECO..... 1-3
1.2 Structure of NECO at Inception..... 3-6
1.3 Mandate of the Council.....6-7
1.4 Present Administrative Structure of the Council..... 7-8
1.5 Departments, Activities and Divisions.....8
1.5.1 Examination Administration Department..... 8-13
1.5.2 Examination Development Department.....13-17
1.5.3 Finance and Accounts Department.....17-18
1.5.4 Human Resource Management Department..... 18-19
1.5.5 Quality Assurance Department.....19-21
1.5.6 Department of Psychometrics 21-22
1.5.7 Department of General Services.....22-24
1.5.8 Information and Communications Technology (ICT) Department.....24-26
1.5.9 Procurement Department..... 26-30
1.5.10 Internal Audit Department..... 30-31
1.5.11 Directorate of Special Duties..... 31-32
1.6 Office of the Registrar..... 32-35

Chapter Two: Achievements of the Council in 2020

2.1 Achievements in Examination-Related Activities.....36
2.1.1 Successful Marking and Release of 2019 SSCE (External) Results.....36
2.1.2 Statistics of 2019 SSCE (External) Results..... 37-39
2.1.3 Analysis of Performance of Candidates by Subjects.....39-41
2.1.4 Analysis of Examination Malpractice Cases by States in 2019 SSCE (External)..... 41-42
2.1.5 Comparison between 2018 and 2019 SSCE (External) Malpractice Cases.....44-45
2.1.6 Comparative Analysis of Examination Malpractice Cases By Type in 2018 and 2019 Nov/ Dec SSCE..... 44-45

2.2 Conduct and Release of 2020 National Common Entrance Examination (NCEE)..... .45
2.2.1 Analysis of Candidates' Performance in 2020 National Common Entrance Examination (NCEE)..... .45-51
2.3 Conduct and Release of 2020 Basic Education Certificate Examination (BECE) Results..... 51-52
2.3.1 Marking Activities..... 52
2.3.2 Analysis of 2020 Basic Education Certificate Examination (BECE) Results.. 52-55
2.3.3 Analysis of Examination Malpractice Cases in 2020 BECE.....55-56
2.4 Conduct and Release of 2020 Senior School Certificate Examination (SSCE) Internal Results..... 56-61
2.4.1 Candidates Registration by State, Geopolitical Zone and Gender in 2020 SSCE Internal..... 62-68
2.4.2 Analysis of Candidates' Performance in 2020 SSCE Internal 68-77
2.4.3 Analysis of Examination Malpractice Cases in 2020 SSCE Internal..... .77-82
2.5 Conduct of 2020 Accreditation/Reaccreditation Exercise..... 82-87
2.6 Conduct and Release of Results of 2020 BECE Resit Results..... 87
2.7 Conduct of 2020 Senior School Certificate Examination (SSCE) External.....87-88
2.8 Achievements in Non-Examination Related Activities.....88
2.8.1 Research Activities..... 88
2.8.2 (A) Conduct of 2020 Trial Testing Exercise.....88-89
2.8.2 (B) Statistics and Data Analysis Activities.....89
2.8.3 Annual Guest Lecture Series.....89
2.8.4 Consultancy Activities..... 89
2.8.5 JCCE/NCE Matters..... 89
2.8.6 Workshops for Staff..... 90
2.8.7 Variation Advice..... 90
2.8.8 Identity Card Processing..... 90
2.8.9 Staff Welfare and Training.....90
2.8.10 IPPIS Human Resource Helpdesk.....90-91
2.8 11 Staff Nominal Roll and Disposition List..... 91
2.8.12 Appointments and Postings..... 91-92
2.8.13 Pension Matters.....93
2.8.14 Leaving the Service..... 93
2.8.15 Complaints on Examination Malpractice.....93
2.9 Other Achievements in the Year.....94-95

Chapter Three

3.0 Challenges and Constraints…… 96-99

Chapter Four

4.0 The Way Forward…… 100-103

5.0 Conclusion……103

Appendix I

6.0: List of Abbreviations…..…….104

Appendix II

7.0: Addresses of State Offices……..…….105-106

Appendix III

8.0: Addresses of Zonal Offices…….107

Appendix IV

9.0: Our Products/Services……..108-110

LIST OF TABLES

Table 1: Zonal Offices and Affiliated States..... 4-5
Table 2: Departments of NECO at Inception..... 5
Table 3: Major Activities and Dates of the Marking Exercise (2019 SSCE External)..... 36
Table 4: Candidates' Performance by National and State levels using 5 Credits and above (including Mathematics and English Language) 37-38
Table 5: Level of Candidates' Performance by Subjects in 2019 SSCE External..... 39-41
Table 6: Analysis of Malpractice Cases by States in 2019 SSCE External.....41-44
Table 7: Comparison Between 2018 and 2019 SSCE External Malpractice Cases by Type..44
Table 8 (i): Level of Candidates' Performance in 2020 NCEE at National and State levels..45-48
Table 8 (ii): Analysis of Candidates' Performance by State and Gender in 2020 NCEE... 48-51
Table 9: Major Activities and Dates..... 52
Table 10: Summary of Scripts/Examiners Per Venue in 2020 BECE Marking Exercise... 52
Table 11 (a): Analysis of Candidates' Performance in 2020 BECE by Subject 53-54
Table 11 (b): Comparative Analysis of Candidates' Performance in English Studies and Mathematics in 2020 BECE.....54
Table 12: Analysis of Examination Malpractice by State in 2020 BECE.....55
Table 13: Level of Candidates Involvement in Examination Malpractice by Subjects in 2020 BECE..... 55
Table 14: Level of Candidates Involvement in Examination Malpractice Cases in 2020 BECE 55
Table 15: Marking Activities and Dates 57
Table 16: Statistics of Examiners by Venue in 2020 SSCE Internal.....57-61
Table 17(a): Level of Candidates' Registration by State and Gender in 2020 SSCE Internal..... 62-63
Table 17(b) (i-vii): Level of Candidates' Registration by Geo-Political Zones and Gender in 2020 SSCE Internal.....63-68
Table 18: Level of Candidates Performance (5 Credits and above including Mathematics and English Language) by State in 2020 SSCE Internal.....68-69
Table 19: Comparative Analysis of Performance of Candidates (5 Credits and above including Mathematics and English Language) in 2019 and 2020 SSCE Internal.....70
Table 20: Level of Candidates' Performance (5 Credits and above irrespective of Mathematics and English Language) by State in 2020 SSCE Internal..... 71-72
Table 21: Level of Candidates' Performance by Subject in 2020 SSCE Internal..... 73-76
Table 22: Level of Examination Malpractice Cases by State in 2020 SSCE Internal.....77-78
Table 23: Level of Malpractice Cases by Type in 2020 SSCE Internal.....79-80
Table 24: List of De-recognized Centres in 2020 SSCE Internal 80-81
Table 25: Analysis of Public and Private Schools Visited in March, 2020 Accreditation...82-83
Table 26: Registration Figures for 2020 Examinations by State.....85-87
Table 27: Summary of BECE Resit Statistics..... 87

LIST OF FIGURES

Figure 1: Candidates' performance by States using 5 Credits and above including Maths and English in 2019 SSCE External…… 39
Figure 2: Level of Malpractice Cases by State in 2019 SSCE External……55
Figure 3: Level of Examination Malpractice Cases at the National level in 2018 and 2019 SSCE External…… 64
Figure 4: Comparative Analysis of Candidates' Performance in English Studies and Mathematics, 2020 BECE……..64
Figure 5: Level of Candidates' Involvement in Examination Malpractice by States, 2020 BECE…..…. 67
Figure 6: Comparative Analysis of 2019 and 2020 BECE Malpractice Cases……..68
Figure 7: (A&B) Candidates' Registration in 2020 SSCE Internal by States and Gender…70
Figure 8: Candidates' Registration in 2020 SSCE Internal by Geo-Political Zones and Gender……..... 71
Figure 9: Level of Candidates' Performance in 2020 SSCE Internal at State and National Levels using 5 Credits and above including Mathematics and English Language……80

NATIONAL EXAMINATIONS COUNCIL (NECO) MINNA

ESTABLISHMENT / ORGANOGRAM

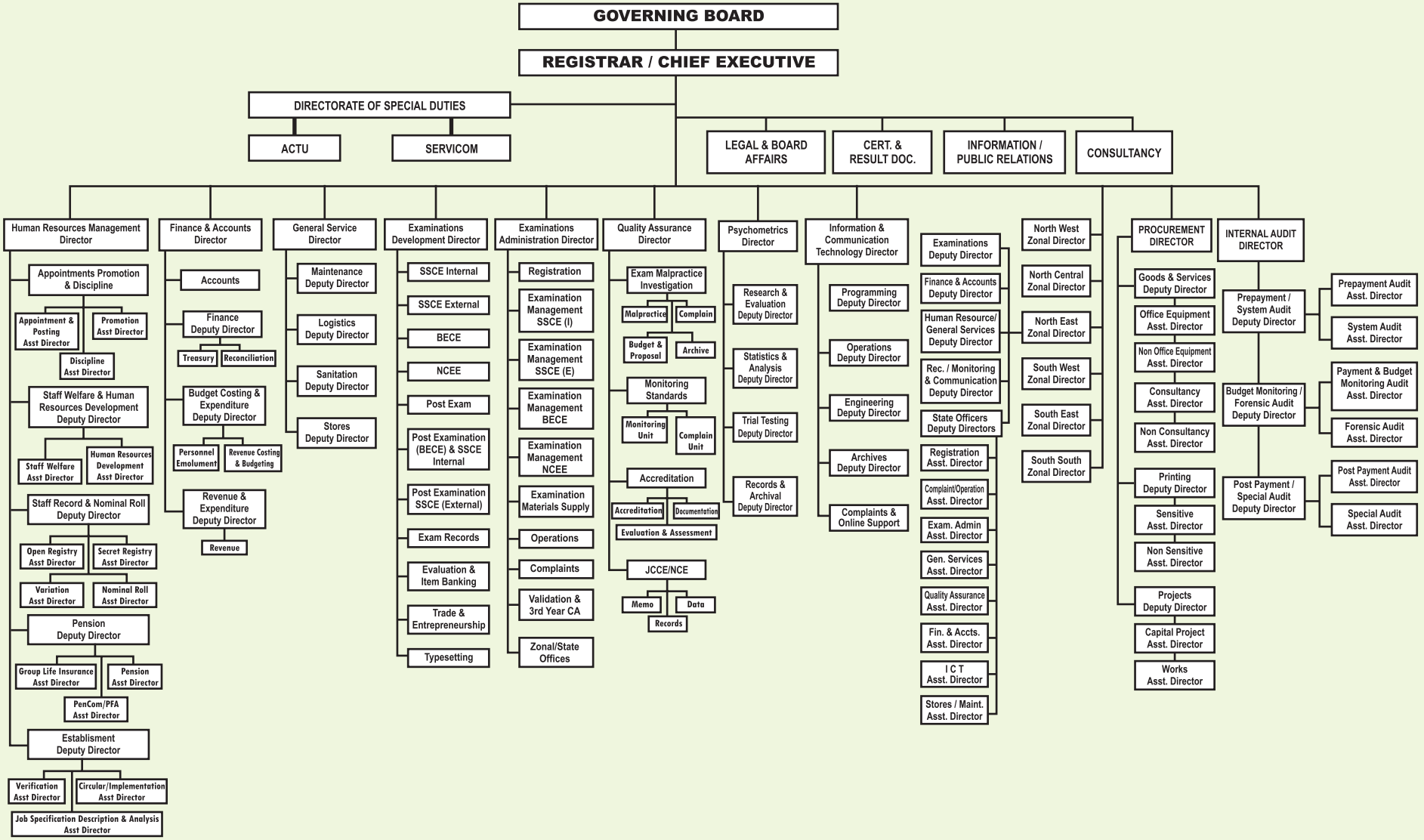

CHAPTER ONE

1.1 Brief History of NECO

In April 1999, the General Abdulsalami Abubakar-led military administration established the National Examinations Council (NECO) as an examination body wholly owned by the Federal Republic of Nigeria. The creation of NECO was the climax of a process that spanned over twenty years. Moves and recommendations for the creation of NECO started with the widespread leakage of West African School Certificate Examination (WASCE) questions in 1977.

The public outrage that greeted the massive leakage led the Federal Government, under the military administration of General Olusegun Obasanjo, to set up in the same year, the Sogbetun Commission of Inquiry to look into the causes of that magnitude of leakage and make appropriate recommendations to Government. The Commission found out that the workload of WAEC was beyond its capacity to conduct hitch-free examinations. The Sogbetun Commission thus recommended that other examination bodies be established so that WAEC would cede part of its workload to such outfits and be left with a more manageable workload.

The recommendations of the Commission were, however, not acted upon. In October 1982, WAEC itself admitted before the House of Representatives Committee on Education that Nigeria needed other examination bodies in order to reduce its (WAEC's) workload. The Federal Government could not help but respond to the public outcry against the non-implementation of the recommendations of the Sogbetun Commission.

The Angulu Panel was then set up in the same year (1982) by the administration of President Shehu Shagari. The Panel recommended that three regional examination boards, each with a specific mandate, be established. These recommendations were, again, not implemented. As a result of the same problem of inability of WAEC to conduct confidence-inspiring examinations, another panel, headed by Mr. Okoro, was constituted in 1989. This panel's recommendations were not different from those of its predecessors. When Professor Babs Fafunwa (now Late) became Minister of Education, he set up a Taskforce in 1991 with Professor Osiyale as Chairman, to study the Sogbetun and Angulu Committee reports and make appropriate recommendations to the Federal Government.

The report of this task force led to the establishment of the National Board for Educational Measurement (NBEM) and the National Business and Technical Examinations Board (NABTEB) in 1992. The enabling Decrees for these bodies were promulgated in 1993 as

Decree numbers 69 and 70 respectively. The National Board for Educational Measurement (NBEM) took over the conduct of the National Common Entrance Examination (NCEE) for admission of candidates into Federal Unity Colleges and the Suleja Academy. It was also charged with the responsibility of the conduct of the Junior School Certificate Examination (JSCE) now called Basic Education Certificate Examination (BECE) for Federal Government Colleges and Allied Institutions.

In the same vein, NABTEB took over the conduct of Technical and Business Trade Examinations which were hitherto conducted by WAEC, the Royal Society of Arts (RSA) of London and the City & Guilds of London Institute. The creation of these two examination bodies in order to reduce WAEC's workload seemed not to solve its problem since the lapses in the conduct of its examinations continued unabated.

In 1997, the Federal Government constituted the Etsu Nupe Panel to re-examine the Nigerian educational system. In the same year, the Vision 2010 Committee was set up and it did similar work in addition to its more embracing assignment. The reports of the panel and the committee recommended the establishment of a national examination outfit in parallel with WAEC. The harmonized report of the two committees, which was published in January 1998, recommended the establishment of a National Examinations Council of the same standard with WAEC.

The National Council on Education (NCE), at its 46th meeting held in Abeokuta in March 1999, also added its voice to all these recommendations. In April 1999, therefore, the Federal Government established the National Examinations Council (NECO) to assuage the public outcry. It is curious to note that by May 1999 when NECO had taken off, the copy of its enabling decree, which was duly signed by General Abdulsalami Abubakar in April 1999, could not be found. It was the Obasanjo-led government that fashioned a bill that was presented to the National Assembly in 2000 to provide the legal backing for NECO. This bill was passed with amendments by the Senate on 15th November, 2001 and the House of Representatives on 4th December, 2001.

It is historic to note that the Military Head of State, General Olusegun Obasanjo, who, in 1977 set up the Sogbetun Commission that first mooted the idea of the establishment of another examination body, was the same Civilian President that signed into law, the NECO Establishment Act on 18th February2002 - twenty-six years later. National Examinations Council (NECO) metamorphosed from the National Board for Educational Measurement (NBEM), which, at that time, had the necessary working environment to house the newly-established NECO as they had similar mandate. Professor 'Dibu Ojerinde, who had been the pioneer Registrar of NBEM, was asked to nurture the newly_created NECO to maturity.

1.2 STRUCTURE OF NECO AT INCEPTION

The additional responsibility of NECO called for some restructuring of the facilities of the defunct NBEM. Not only was the staff strength to be increased, there was also the need to establish Offices in every State of the Federation and the Federal Capital Territory, Abuja. NBEM had Zonal Offices at Bauchi, Ibadan, Katsina, Makurdi, Owerri and Ilorin only. By January 2000, NECO had established Offices in all the States with 15 of them serving as Zonal Offices. The following Table shows the Zonal Offices with the affiliated States:

Table 1: Zonal Offices and Affiliated States

S/NO	ZONAL OFFICE	AFFILIATED STATES	LOCATION OF STATE OFFICES
1	Yola	Adamawa and Taraba	Yola and Jalingo
2	Uyo	Akwa Ibom and Cross River	Uyo and Calabar
3	Bauchi	Bauchi, Plateau and Gombe	Bauchi, Jos and Gombe
4	Makurdi	Benue and Nasarawa	Makurdi and Lafia
5	Enugu	Enugu, Ebonyi and Anambra	Enugu, Abakaliki and Awka
6	Owerri	Imo and Abia	Owerri and Umuahia
7	Kano	Kano, Katsina, Jigawa and Kaduna	Kano, Katsina, Kazaure and Kaduna
8	Ilorin	Kwara and Kogi	Ilorin and Lokoja
9	Lagos	Lagos	Lagos
10	Akure	Ondo and Ekiti	Akure and Ado-Ekiti
11	Ibadan	Oyo, Ogun and Osun	Ibadan, Abeokuta and Osogbo
12	Sokoto	Sokoto, Kebbi and Zamfara	Sokoto, Birnin-Kebbi and Gusau
13	Damaturu	Yobe and Borno	Damaturu and Maiduguri
14	Asaba	Delta and Edo	Asaba and Benin City
15	Port Harcourt	Rivers and Bayelsa	PortHarcourt and Yenagoa

The restructuring also included heavy investment in data processing technology in line with the upgrading of the organization. A state-of-the-art computer complex was constructed with professionals to man it. Two 100KVA back-up generators were also purchased and dedicated to the computer center to ensure uninterrupted operations, particularly during the peak periods.

It is worthy to note here that many State Governments also assisted NECO to take-off. The Rivers State Government, under Dr. Peter Odili, for instance, donated a computer scanning center located in Port Harcourt to NECO. This scanning center served as a regional scanning center for the Council. The Government of Ondo State under Dr. Olusegun Agagu (now late) also donated a computer scanning center to the Council for the processing of her examinations. Many other State Governments donated office accommodations to NECO.

In the transport section also, NECO increased its fleet of vehicles. A large number of trucks previously non-existent in NBEM fleet were procured together with a large number of pick-up vans. This action greatly enhanced the distribution and retrieval of examination materials throughout the country.

At inception, the administrative structure of NECO comprised the Registrar's Office and 5 Departments (headed by Directors) as follows:

Table 2: Departments of NECO at Inception

S/NO.	OFFICE/DEPARTMENT	HEAD OF DEPARTMENT
1.	Registrar's Office	Prof. Dibu Ojerinde
2.	Planning, Research & Statistics	Chief Ambrose Pine Iyortyer
3.	Examination Administration	Mr. Emmanuel D. Philip
4.	Administration & Supplies	Dr. Nasiru I. Dantiye
5.	Finance & Accounts	Mr. Isaac Ishola
6.	Test Development	Rev. J. A. Funmilayo (Now Late)

The five Directors retired after they had meritoriously served the Council. Two additional departments were later created. These were Monitoring, Accreditation & External Examinations Department (headed by Mr. David A. Ajibola) and Quality Control Department (headed by Dr. Samuel C. Okonkwo). These creations were to further put the Council on the right path of performing its functions maximally and professionally. Both Mr. D.A. Ajibola and Dr. S.C. Okonkwo have retired honorably from the services of the Council.

Within the first five years of its establishment, the National Examinations Council made giant

strides in the examination industry and became a force to be reckoned with. For instance, its maiden Senior School Certificate Examination in year 2000 had its results released within 90 days from the date of the last paper. NECO thus made history as the first examination body in the country to have attained such a feat. NECO has significantly improved on this feat by releasing her SSCE results within 60 days from the date of the last paper.

Technological Innovations include the Following:

- **On-line Result Checker**
  In 2001, NECO introduced the on-line result checking platform where candidates can purchase NECO scratch cards and check their results for all examinations conducted by the Council.
- **On-line Confirmation of Results**
  Tertiary institutions of learning and other organizations make use of this technology to confirm/verify the results of prospective candidates or applicants. This eradicates the problem of falsification of results.
- **On-line Registration**
  This was launched in July 2004. It was first used for the registration of the 2004 Nov/Dec SSCE (External).
- **Biometric Data Capture Machine**
  This was introduced in 2012 June/July SSCE to stem the incidences of impersonation which was a serious case of examination malpractice.

1.3 Mandate of the Council

Section 7 of NECO's enabling Act gave the Council unrestricted and unfettered authority over its mandate, which include, inter alia:

- revising and considering, annually, in the public interest, the examinations to be held for admission into Federal Government Colleges and other Allied Institutions
- collecting and disseminating information on all matters relating to admission into Federal Government Colleges and other Allied institutions
- the general control and conduct of National Common Entrance Examinations for admission into Federal Government Colleges and other Allied Institutions
- developing and administering selection examinations into the Suleja Academy in accordance with such guidelines as may be approved, from time to time, by the Minister
- developing, administering and conducting aptitude tests for candidates into Federal Government Colleges and other Allied Institutions
- monitoring, collecting and keeping records of continuous assessment in all Federal Government Colleges and other Allied Institutions; and in the Suleja Academy toward the award of the Junior and Senior Secondary School Certificates

- the general control of the conduct of the Internal and External Senior Secondary School Certificate Examinations (SSCE) in Nigeria without prejudice to the extant powers and functions of the West African Examinations Council
- conducting researches leading to national improvement in testing and examination procedures at Junior and Senior Secondary School levels
- preparing and submitting to the Minister, the report on standards of examination and such other related matters as the Minister may, from time to time, require; and
- carrying out such other activities as are expedient for the discharge of all or any of the functions conferred on the Council under or by the Act.

1.4 Present Administrative Structure of the Council

The Council is administered by the Office of the Registrar under ten (10) Departments and Office of the Director, Special Duties. At the apex of the administrative structure is the Governing Board which is headed by a Chairman appointed by the Presidency. The Office of the Registrar is headed by the Registrar/Chief Executive, while each Department is headed by a Director. The Special Duties Office is also headed by a Director and is in the Office of the Registrar.

The Current Departments in the Council are:

- Examination Administration
- Examination Development
- Quality Assurance
- Human Resource Management
- Finance and Accounts
- General Services
- Psychometrics
- Information and Communication Technology (ICT)
- Procurement
- Internal Audit

The Council also operates in the 36 States of the Federation including the FCT. Among these States, six (6) of them were resuscitated into Zonal Offices. These are:

- Enugu (South East)
- Rivers (South-South)
- Oyo (South- West)
- Kwara (North- Central)
- Bauchi (North- East)
- Kano (North- West)

We have just one Liaison Office which is presently located in Abuja.

1.5 DEPARTMENTS, ACTIVITIES AND DIVISIONS

1.5.1 EXAMINATION ADMINISTRATION DEPARTMENT

The Examination Administration Department is basically responsible for designing, administering, documenting and planning in quantitative terms, the necessary materials and logistics needed for the smooth conduct of examinations in the Council. The examinations conducted by the Council include: The National Common Entrance Examination (NCEE), Basic Education Certificate Examination (BECE), Senior School Certificate Examination (SSCE) Internal and Senior School Certificate Examination (SSCE) External. They are coordinated by the ten (10) Divisions of the Department namely; Registration, Examination Management SSCE (I), Examination Management SSCE (E), Examination Management BECE, Examination Management NCEE, EMS, Complaints, Validation/3rd year CA, Operations and Zonal/State Offices.

The following are the specific activities of the Department:

REGISTRATION OF EXAMINATIONS

- Receiving and documenting registration materials from the State Offices
- Preparing indents for blind candidates
- Coordinating advertisements for all Examinations conducted by the Council
- Monitoring update of registration exercises in the States
- Keeping records of registration statistics of all Examinations by the Council
- Preparing Time Table for all Examinations
- Liaising with Procurement Department for adequate and prompt production of registration materials
- Liaising with ICT Department for the purpose of data reconciliation and rectification of genuine registration complaints
- Collating and reconciling information on sales from Zonal/State Offices

VALIDATION/3RD YEAR CA

- Receiving and documenting complaints on non-printing of Validation List/3rd Year C.A. from States and forwarding same to ICT Department for printing
- Receiving and documenting all completed Validation Lists and 3rd Year C.A. from States and forwarding same to ICT Department for processing
- Keeping record of all centres that did not submit their Validation Lists/3rd Year C.A. on time for penalty
- Archiving the Department's copies of the Validation Lists/3rd Year C.A
- Liaising between the Department and ICT Department on Validation/ 3rd Year C.A lists matters.

EXAMINATION MANAGEMENT SSCE (INTERNAL)

- Preparing custodian points list for SSCE (Internal)
- Preparing Operational Guidelines for Examination Administrators, Daily Distributors, Accompanying Staff, Custodian Officers and Scripts Counting Officers
- Compiling the total number of Staff to man custodian points and the fees to be paid as custodian charges
- Updating and confirming custodian points and their centres received from State Offices
- Preparing analyses of custodian points and centres under them.
- Merging unviable centers with other unviable ones with inputs from State Offices
- Forwarding all updated custodian points and their centres to ICT Department for preparation of picking lists and posting of Staff
- Preparing Supervisors/Assistant Supervisors and Invigilator's appointment letters
- Preparing Operational Guidelines for Supervisors, Assistant Supervisors and Invigilators
- Receiving Supervisors' and Assistant Supervisors' nomination forms submitted from the States for SSCE (internal)
- Returning unqualified Supervisors/Assistant Supervisors' lists to States for replacement
- Receiving and collating statistics of Supervisors from States for SSCE (Internal)
- Forwarding the lists of qualified Supervisors/Assistant Supervisors to the Department of Finance and Accounts for processing of payment.

EXAMINATION MANAGEMENT SSCE (EXTERNAL)

- Designing Administrative forms for SSCE (External)
- Preparing custodian point lists for SSCE (External)
- Preparing Operational Guidelines for Examination Administrators, Daily Distributors, Accompanying Staff, Custodian Officers and Scripts Counting Officers
- Updating and confirming custodian points and their centres received from State Offices
- Preparing analyses of custodian points and centres under them
- Compiling total number of Staff to man custodian points and fees to be paid as custodian charges
- Forwarding all updated custodian points and their centre lists to ICT Department for preparation of picking lists and posting of Staff
- Merging unviable centers with other unviable ones with input from State Offices
- Preparing payment schedules for centre Coordinators, centre fees and custodian charges

- Receiving Supervisors' and Assistant Supervisors' nomination forms submitted by States for SSCE (External)
- Returning unqualified Supervisors/Assistant Supervisors' lists to states for replacement
- Preparing Supervisors/Assistant Supervisors and Invigilators' appointment letters
- Preparing Operational Guidelines for Supervisors, Assistant Supervisors and Invigilators
- Receiving and collating statistics of Supervisors from States for SSCE (External)
- Forwarding lists of qualified Supervisors/Assistant Supervisors to the Department of Finance and Accounts for processing of payment.

EXAMINATION MATERIALS SUPPLY

- Preparing packaging schedule for question papers
- Submitting packaging schedule forms to Procurement Department through the Director, Examination Administration
- Receiving and inspecting printed materials
- Labeling envelopes for packaging OMR answer sheets
- Labeling examination bags for NCEE
- Receiving customized NCEE OMR answer sheets from ICT Department for packaging
- Taking delivery of NCEE question papers from printers
- Verifying and packaging question papers, putting them inside security bags and padlocking
- Liaising with Operations Division for distribution of examination bags to states
- Receiving OMR answer sheets for NCEE from States after examination
- Forwarding shaded OMR answer sheets received to ICT Department for processing
- Preparing packaging schedules for BECE (Main) and BECE RESIT
- Submission of packaging schedules to Procurement Department through the Director, Examination Administration.
- Receiving and inspecting printed materials
- Designing various forms (i.e. forms 1-10)
- Collecting and verifying results before distribution to the States.
- Liaising with Operations Division for distribution of BECE materials to Zonal and State Offices.
- Receiving BECE Result Hard copies from ICT Department
- Forwarding BECE Results to States
- Preparing packaging schedule for question papers and submitting same to Procurement Department
- Receiving OMR answer sheets from State Offices and forwarding same to ICT Department

- Designing forms (1-10) for the conduct of SSCE
- Preparing packaging schedule for Procurement Department through the Director, Examination Administration
- Receiving and inspecting printed materials
- Collecting and verifying results before distribution to States
- Using collated data to produce packaging schedule
- Liaising with Operations Division for Distribution of SSCE materials to Zonal/State Offices
- Receiving SSCE (Internal) hard copy results from ICT Department
- Verifying results for onward distribution to State Offices
- Designing various forms (1-10)
- Collating registration data for the examination
- Preparing packaging schedule using the collated data
- Receiving and inspecting printed materials
- Submitting packaging schedule to Procurement Department through the Director Examination Administration
- Collecting and verifying results before distribution to State Offices

ZONAL AND STATE OFFICES

- Acting as Liaison between the Council and Zonal/Liaison/State Offices
- Monitoring the activities of the Zonal/Liaison/State Offices
- Processing reimbursements, imprests, and other official materials from Zonal, Liaison and State Offices
- Serving as channel of communication between the Headquarters and States Offices
- Ensuring effective dispatch of letters, circulars and any other information as at when due to Zonal, Liaison and State Offices
- Receiving and documenting Annual Performance Evaluation Report (APER) from the Zonal, Liaison and State Offices

COMPLAINTS

- Receiving complaints from schools on correction of school names
- Receiving complaints from schools/candidates on correction of names, subjects and re-arrangement of names
- Forwarding received complaints to ICT Department for processing
- Documenting treated complaints
- Replying incomplete complaints to schools/candidates on SSCE (Internal)
- Forwarding rectified results to States/candidates through State Offices
- Receiving BECE complaints from schools

- Receiving SSCE (External) complaints from candidates
- Acknowledging receipt of complaints
- Forwarding complaints to ICT Department after processing for further necessary action
- Designing forms for receipt of complaints
- Verifying and documenting complaints
- Forwarding rectified results to States through Operations Division
- Preparing periodical annual report

EXAMINATION MANAGEMENT NCEE

- Determining the number of invigilators per centre for NCEE
- Merging unviable centres for NCEE
- Preparing payment schedule of Invigilators and Venue fees for NCEE

EXAMINATION MANAGEMENT BECE

- Receiving custodian point lists from States for BECE
- Updating and confirming custodian points and their centres for BECE
- Preparing analyses of custodian points and their centres, custodian charges, custodian types and number of Officers to man the custodian points
- Forwarding update of custodian points and their centres to ICT Department
- Receiving Supervisors and Assistant Supervisors' nomination forms for BECE from States
- Preparing Supervisors/ Assistant Supervisors and Invigilators' appointment letters.
- Receiving and collating statistics of Supervisors from States for BECE
- Preparing payment schedule of Supervisors and Assistant Supervisors
- Liaising with ICT Department to obtain analysis of candidates qualified for Re-Sit examination and preparing logistics for conduct of BECE Re-Sit

OPERATIONS

- Developing delivery schedule for distribution of sensitive materials from the various printing points to the 36 States and the FCT
- Appointing Team Leaders, Inspection Officers and Accompanying Officers to the various printing points
- Attending to all cases of emergency during examinations
- Briefing Examination Administrators on picking lists and delivery schedules
- Requesting for vehicles from the Council's sister organizations
- Receiving worked OMR answer sheets during and after examination
- Distributing coded answer booklets to State and FCT Offices

- Distributing picking lists, OMR answer sheets and cellophane bags to various printing points
- Delivering sensitive materials from the various printing points to State and FCT Offices using batch model
- Distributing non-sensitive materials from the Warehouse to State and FCT Offices
- Retrieving scripts of low entry subjects for onward delivery to Examination Development Department
- Distributing examination bags to State and FCT Offices
- Developing and assigning answer booklet codes for the various subjects/papers during SSCE
- Preparing budgets for distribution of examination materials and other logistics involved at the printing points

Divisions in the Department:

- Registration
- Complaints
- Examination Management NCEE
- Examination Management BECE
- Examination Management SSCE (I)
- Examination Management SSCE (E)
- Examination Materials and Supply
- Validation/3rd year CA
- Operations
- Zonal/State Offices

1.5.2 EXAMINATION DEVELOPMENT DEPARTMENT

The Examination Development Department (EDD) is described as the nucleus of the Council's operations. The pivotal status of the Department is given expression in the examination hall where the primary essence of the Council shows crystal clear through test items given to the candidates during examinations. The diligent discharge of the departmental responsibilities takes a combination of intellect, experience and commitment

on the part of the Staff. The case of 2020 was not any different, for amidst obvious challenges, the Examination Development Department Staff painstakingly worked round the clock to ensure an on-schedule and diligent delivery on its onerous tasks and, by extension, the Council's mandate.

ACTIVITIES OF THE DEPARTMENT

Syllabus Development and Review

The Examination Development Department develops and reviews syllabi in various subjects in line with the contents of the educational curricula. This review comes up once in every three years, save for some specialized areas, and is applicable to the following examinations conducted by the Council:

- Senior School Certificate Examination (SSCE) (Internal)
- Senior School Certificate Examination (SSCE) (External); and
- Basic Education Certificate Examination (BECE)

Test Item Development

Item development is one of the primary functions and hub of the Council's activities. The activities of Test Item Development include:

- Assigning Officers into various subject areas based on academic qualifications
- Identifying and commissioning qualified and experienced subject specialists as item writers
- Organizing seminars/workshops for Examination Development Officers and Commissioned Item Writers
- Constructing test blueprints and generating subject codes for Subject Officers and Commissioned Item Writers
- Organizing regular in-house trainings for Examination Development Officers to acquaint them with current techniques of writing and editing test items
- Receiving, collating and stock-piling test items received from Commissioned Item Writers
- Editing and evaluating test items for the Council's Examinations
- Editing and evaluating test items for Consultancy services
- Collating test items into sets
- Typesetting test items
- Proof-reading test items
- Submitting test items to Psychometrics Department for trial-testing and item analysis
- Evaluating test items
- Moderating test items
- Compiling photo-ready items
- Banking validated item sets

- Releasing test items for relevant examinations
- Preparing and dispatching advance information to schools on aural, oral and practical examinations.
- Supervising coordination meetings on aural, oral and practical examinations
- Validating examination time-tables prepared by Examination Administration Department.

Other Related Activities

Marking

Preliminary Activities

- Design of various instruments for the smooth conduct of marking exercise
- Appointment and designation of Examiners into various grades
- Generation of identification numbers for Examiners
- Generation and review of Examiners' lists
- Processing approval for the selection of marking venues in all States of the Federation including the Federal Capital Territory (FCT)
- Validation and engagement of gatecrashers at the various marking venues

Preparation for Marking

- Preparation of Swapping Schedules for scripts generated in each State and the FCT
- Appointment and training of Liaison Officers (G.37) to collate packaging data for each of the Zonal/State Offices and the FCT
- Dispatch of packaging schedules to Zonal/State Offices and the FCT
- Receipt of Form 'C' files from Zonal/State Offices and the FCT after packaging of scripts

National Preliminary Coordination

- Identification of Examiners for invitation to the Preliminary Coordination Meeting
- Dispatch of invitation letters to Chief Examiners and Examiners-Grade-One in all subjects/papers
- Preparation and production of provisional marking schemes
- Production of dummy scripts for National Preliminary Coordination
- Preparation of coordination materials for National Preliminary Coordination
- Securing venues for National Preliminary Coordination

Pre-Marking Activities

- Updating Examiners' lists
- Collation of Examiners list and sending of Bulk SMS invitation to all Examiners in the respective subjects/papers
- Ensuring availability of coordination materials
- Labeling of Examiners' envelopes and enclosing coordination materials.
- Ensuring the production of Final Marking Schemes

- Posting of Venue Personnel: Venue Coordinators, Assistant Venue Coordinators/Liaison Officers, Subject Officers, Assistant to Subject Officers, etc for the various marking venues
- Briefing/training of personnel for various marking venues
- Collation of materials for different subjects/papers for each of the marking venues

Main Marking Activities

- Coordination of marking exercise in all the venues

Post-Marking Activities:

- Receiving and processing of Chief Examiners' Report in all subjects/papers
- Coordinating the marking of stray scripts (if any)
- Planning and coordination of Chief Examiners' meeting for the Determination of Grade Boundaries for SSCE (Internal and External)
- Organizing Award Committee meetings towards the final release of results for SSCE (Internal and External) and BECE respectively.
- Collation and editing of Chief Examiners' reports for publication

Post-BECE Result Activities

- Preparing test items for Resit-Examination for Basic Education Certificate Examination (BECE)
- Coordinating the marking of the BECE Re-Sit Examination
- Receiving of Dummy EMS and submission of same to ICT Department

Publication Activities

The department is statutorily saddled with the responsibility of publishing and reviewing the following:

- Syllabi for BECE and SSCE
- Chief Examiners' Report for Basic Education Certificate Examination
- Chief Examiners' Report for Senior School Certificate Examination
- Handbooks on item generation and item editing
- Manuals on scripts marking exercise
- Examination Development Journals
- Publication of past questions and answers
- Any other publication as may be required of the Department from time to time

Complaints and Verification

Complaints on all examinations (NCEE, BECE, SSCE (I) and SSCE (E)) were meticulously and promptly treated by the Department.

Divisions in the Department

- SSCE(Internal)

- SSCE (External)
- Examination Materials Development
- Post Examination BECE & SSCE (Internal)
- Post Examination SSCE (External)
- Examination Records
- BECE
- NCEE
- Trade/Entrepreneurial
- Type Setting
- Evaluation and Item Banking

1.5.3 FINANCE AND ACCOUNTS DEPARTMENT

The Finance and Accounts Department holds the Council's resources in trust and is therefore accountable to the Federal Government, through the Minister of Education, to the National Assembly, Accountant- General of the Federation and Auditor-General of the Federation on how they are utilized. The Council through the Finance and Accounts Department therefore accounts for the revenues generated from various sources and how they are deployed to achieve the Council's objectives.

Finance and Accounts Department provides information on incomes and expenditures of the Council in relation to the budget in terms of Fiscal Report and Annual Financial Statement.

The Department, through her Divisions, carry out the following functions, among others:

- Preparing both internal and statutory budgets for the approval of the Governing Board of the Council and National Assembly via the Federal Ministry of Education/Budget Office of the Federation for appropriation
- Ensuring accountability and due process compliance in the conduct of the financial activities of the Council
- Upholding financial regulations in the conduct of the Council's activities
- Advising Management on effective and efficient fund management
- Receiving and lodging Council's monies in accordance with the Financial Regulations and Council's accounting policies
- Updating Staff Emolument through IPPIS platform

- Paying Staff Duty Tour Allowances (DTA) and Ad-hoc Staff Remuneration etc, during official assignments
- Settling third party bills e.g., Contractors
- Preparing and presenting Council's financial statements to Internal and External Auditors, Governing Board of the Council, National Assembly, Accountant-General of the Federation and Auditor- General of the Federation accordingly

Divisions in the Department

- Accounts
- Finance
- Budget, Costing & Administration
- Revenue & Expenditure

1.5.4 HUMAN RESOURCE MANAGEMENT DEPARTMENT

The Department of Human Resource Management is one of the general services Department of the National Examinations Council (NECO) that has existed since its inception. It has transformed from the Department of Administration and Supplies to Department of Corporate Support Services, before its present status as the Department of Human Resource Management. The Human Resource Management Department is concerned with the day-to-day management of the Human Resources and general administration of the Council.

Activities of the Department

- Preparation of variation advice for different categories of Staff on annual basis
- Processing of Staff Identity Cards in cases of promotion, appointment, damaged and misplaced identity cards
- Treating issues bordering on Staff welfare especially on Staff's death benefits, Health Insurance and Housing Schemes
- Training and retraining of Staff for human capacity building through sponsorship at seminars, workshops, conferences and study leave at various tertiary institutions
- Development and production of staff nominal roll and other administrative records
- Ensuring that appointments, promotion and staff discipline are carried out when necessary
- Compilation of list of Staff for confirmation, conversion and upgrading
- Ensuring that disciplinary measures appropriated by Management are implemented as required

- Writing of briefs on Staff due for promotion, confirmation, conversion and upgrading
- Compilation of Staff Nominal Roll on PENCOM matters
- Responding to PENSION Commission on pension matters.

· **Divisions in the Department**

- Appointment, Promotion and Discipline
- Staff Welfare and Human Resource Development
- Staff Record and Nominal Roll
- Pensions

1.5.5 QUALITY ASSURANCE DEPARTMENT

The Department serves as the watchdog of the Council as it monitors both the internal and external activities to ensure that standards in operations in line with global best practices are maintained.

Activities of the Department

- Monitoring the operations / activities of the various departments in the Council with a view to ensuring that standards are maintained
- Carrying out Accreditation and Re-accreditation of schools writing or intending to write NECO Senior School Certificate Examination (SSCE) and/ or Basic Education Certificate Examination (BECE)
- Coordinating the activities of the JCCE and NCE meetings, seminars and workshops in the Council
- Handling of malpractice cases arising from all examinations conducted by the Council
- Carrying out periodic assessment of the Council's operations with a view to establishing its strengths and weaknesses
- Investigation of complaints from schools and affected individuals on cancellation of results
- Designing appropriate instruments/methods to capture data at Departmental, Division and Unit Levels to ensure compliance to standards
- Collating Departmental Annual Work Plan for the production of the Councils' Work Plan
- Preparing and compiling list of schools due for Accreditation/Re-accreditation exercise.
- Development and review of Accreditation Instruments
- Periodic training and retraining of Staff of the Council on Accreditation Modalities
- Posting of Staff for monitoring of examinations and marking exercises

- Preparing Payment Advice/Budget for External Monitors and Accreditation Exercise
- Inviting and sensitizing Principals of schools involved in examination malpractice (Mass Cheating cases)
- Keeping custody of Malpractice Reports and exhibits brought on the field or marking venues for future references
- Advising the Registrar/Chief Executive periodically on the Council's policy impact
- Ensuring that external activities of the Council e.g., Marking, Accreditation of schools, Trial Testing and Examination Monitoring exercises are carried out with acceptable/professional standards
- Disbursement of QAM A for documentation of unprinted/missing Marks and Attendance Sheets (MAS) and forwarding completed QAM A to ICT Department for the reprint of MAS before marking exercise
- Liaising with Stakeholders and Agencies on educational issues that affect the Council and also collaborating with other examination bodies with a view to achieving the Council's Mission, Vision and Core Values
- Developing proposals on workshop for Management, Heads of Divisions, Zonal Coordinators, State Officers and relevant Stakeholders on review of Council's operations for greater efficiency

DIVISIONS IN THE DEPARTMENT

- Accreditation
- Malpractice and Investigation
- Monitoring Standards
- JCCE/NCE (External)

1.5.6 DEPARTMENT OF PSYCHOMETRICS

The Psychometrics Department is one of the professional components of the Council. Its concern is about the determination of psychometric properties of the Council's test items and validating the reliability of the test items before they are used for examinations.

ACTIVITIES OF THE DEPARTMENT

- Carrying out annual trial-testing exercise on test items developed for Council's examinations
- Determining the psychometric properties of the trial-tested items using conventional item analyses models or theories

- Calibrating test items after item analysis using appropriate test parameter models
- Developing and maintaining test items bank after calibration for future use in the Council's examinations
- Advising the Department of Examination Development on good items and the possibility of redeeming bad items after due statistical analysis before assembling the good ones into the item bank
- Carrying out post-examination item and test analyses to determine the validity and reliability of tests used during a particular examination
- Providing expert advice to the ICT and Examination Development Departments on best practices in educational assessment
- Conducting Action Researches on NECO operations with a view to providing adequate information for improvement
- Conducting National Assessment for Educational Progress (NAEP) for policy and decision making in the education sector
- Organizing Annual Guest Lecture series for the Council on topical issues in education
- Training Staff of the Council on technical report writing, memo and proposal development for capacity building
- Collating and carrying out secondary analysis of examination statistics and results of candidates in the Council's examinations
- Disseminating data/statistics of the Council's examinations' results and malpractice cases to researchers, organizations and other relevant stakeholders in the education sector
- Cataloguing and coding of items for easy retrieval
- Maintaining item history (records and report)

DIVISIONS IN THE DEPARTMENT

- Trial Testing
- Research and Evaluation
- Statistics and Analysis
- Records and Archival

1.5.7 GENERAL SERVICES DEPARTMENT

The Department is saddled with the responsibility of providing technical and logistic supports to the entire Council.

Activities of the Department

Maintenance Services

- Maintenance of roof, ceiling, electrical, plumbing and general overhauling of facilities of the multipurpose conference hall at the NECO headquarters
- General maintenance services and project monitoring in the Council
- Servicing and maintenance of five (5) generating sets of 250KVA capacity used by the Council
- Repairs and maintenance of Council's air conditioners

Logistics

- Distribution of sensitive and non-sensitive examination materials to designated locations during examinations
- Swapping of parcels (worked scripts) for marking exercises
- Ensuring effective control, discipline and keeping general record of drivers' activities
- Ensuring safety of the Council's vehicles and also tracking of their movement at every given point
- Ensuring full implementation of the Road Transport Safety Standardization Scheme (RTSSS) of the Federal Government
- Routing and costing of all journeys involving the Council's vehicles
- Ensuring appropriate registration of the Council's vehicles
- Preventive maintenance, servicing and repairs of Council's vehicles
- Routine inspection of the Council's vehicles to ensure their road worthiness and how well they are being managed by the drivers
- Ensuring proper logistics arrangement during official functions
- Subjecting Council's Vehicles to Computerized vehicle inspection by Ministry of Works and Transport

Sanitation

- Supervising the general cleaning of the offices, toilets and the environment at the Headquarters, State Offices, Zonal Offices, Liaison Offices and F.C.T Office
- Monitoring the activities of the contractor handling the cleaning of offices and environment at the Headquarters and NECO offices nationwide
- Taking proper maintenance of the economic trees, shade trees and ornamental plants within the Headquarters, warehouse and I.C.T Department
- Certifying and preparing claims and preparing payment schedules for cleaners and gardeners at State Offices, Zonal Offices, Liaison Offices and F.C.T Office
- Ensuring the supply of water to all blocks (offices) at the Headquarters and other locations
- Ensuring timely disposal of refuse generated at the designated locations
- Overseeing the quarterly fumigation of offices and their environments at the

Headquarters and other designated locations

- Monitoring the weeding, trimming and pruning of plants and the application of fertilizers, herbicides and pesticides in all the locations as well as regular watering of flowers
- Ensuring proper landscaping of parking spaces, walk ways and orchards

Stores

- Keeping records of all the Council's property
- Stocking all items procured by the Council safely
- Distributing all items procured by the Council to the Departments
- Carrying out periodic inventory of the Council's stock in line with store management best practices
- Receiving stationeries needed for the conduct of examinations and other administrative activities of the Council
- Receiving and issuing furniture and fittings, plant and machinery such as tables, chairs, photocopy machine, desktop computers etc
- Receiving registration materials such as e-Registration cards, Entry Schedule, Subject Analysis and other forms required for SSCE (Internal), BECE, NCEE and SSCE (External)
- Issuing all store receipts/records as demanded

DIVISIONS IN THE DEPARTMENT

- Maintenance Services
- Logistics Services
- Sanitation Services
- Store Services

1.5.8 INFORMATION AND COMMUNICATIONS TECHNOLOGY (ICT) DEPARTMENT

The functions of ICT Department among others include, Management of data and infrastructure, interfacing between the Council and general public, maintenance of online services, provision of services and readily available information to ensure an effective, and secure information and communications technology environment in the Council.

ACTIVITIES OF THE DEPARTMENT

Scanning/Archiving of SSCE (Internal), SSCE (External), BECE, NCEE and Trial Testing Exercises.

- Receiving and documenting of OMR, EMS and Validation Lists
- Data capturing for the OMR (objectives) and EMS (Essay) responses per subject
- Capturing of all Dummy EMS/Mutilated EMS

Resolution of Complaints

- Correction of Candidate's name and school name
- Resolving problem arising from incomplete registration and non-release of results
- Confirmation of results
- Re-printing of certificates
- Prompt implementation of corrected SSCE (Internal), SSCE (External) and BECE validation lists

Production of Packaging Schedule

- Reviewing custodian points for SSCE (Internal), SSCE (External) and BECE
- Printing picking lists for Essay and Objective papers for NECO printing Points and Task Force on Examinations Logistics
- Printing e-Photo Album for schools and for candidates' verification

Printing of Examination Documents

- Marks and Attendance Sheets (MAS) for SSCE (Internal), SSCE (External) and BECE
- EMS for SSCE (Internal), SSCE (External) and BECE
- 3rd Year CA for SSCE (Internal)
- Crosscheck/Validation for SSCE (Internal), SSCE (External) and BECE
- Pre-printing (customized) OMR sheets for NCEE
- Printing of results slips for SSCE (External)
- Printing of results for SSCE (Internal), BECE and NCEE

Collection/Entry/Proof-reading of Malpractice report

- Proper Data entry and documentation of malpractice report for SSCE (Internal), SSCE (External), BECE and NCEE
- Implementation of malpractice report

Processing of results for SSCE (Internal), SSCE **(External),** BECE and NCEE

- Resolution of Duplications (Objectives and Essay paper)
- Frequency generation for Grade Boundary and Award Committee meetings as well as release of results
- Production of Statistics for research and analysis

Biometric Capturing and Verification

- Capturing and Verifying candidates finger prints, with a view of curbing examination malpractice and other offences.

Online Support (via GSM and Internet Facilities)

- Providing candidates with detailed description of online registration process
- Ensuring prompt resolution of candidates' registration challenges using mails and telephones
- Activating accredited schools and manual registration of candidates who could not meet up with the deadline for online registration.

Engineering

- Maintaining OMR Scanners/UPS
- Installing needed Hardwares and Softwares
- Maintaining Systems for other departments
- Maintaining generating sets

Support to Other Departments

- Finance and Accounts: Computation of Staff Duty Touring Allowance for all Examinations, Accreditation, Trial Testing, Marking exercises and Staff payroll.
- Office of the Registrar: Producing statistical analysis of students' performances for Management, Resolving complaints on students' certificates, validation of students' results
- Examination Development: Producing candidates' registration figures by States and Subjects, EMS by marking venues and custodian points, students' performances for Grade Boundary and Award Committee meetings
- Examination Administration: Producing Marks and Attendance Sheets, third year students' continuous assessment scores, schools' registration/validation reports, resolving students' complaints arising from release of results
- Psychometrics: Producing statistics of students' performance, scanning of OMR sheets after Trial Testing and data for research
- Quality Assurance: Generating examination centre numbers for schools after fresh accreditation as well as statistics on examination malpractice cases.

DIVISIONS IN THE DEPARTMENT

- **Operations**
- **Programming**
- **Archives**
- **Complaints & On-line Support Services**
- **Engineering**

1.5.9 PROCUREMENT DEPARTMENT

The Department of Procurement is saddled with the responsibility of handling all stages of Contract Processes covering the initial needs assessment, budget allocations and initial

market research through to the preparation of the tender, evaluation of bids, award of contracts, the contract implementation and administration as well as monitoring of a project through the end of a contract.

The Department carries out its mandate via the following Divisions

- Works and Services Division
- Printing Division
- Goods Division

ACTIVITIES OF THE DEPARTMENT

- Assessing the Procurement needs of the Council
- Designing the procurement Plans and Strategies
- Analyzing cost implication of proposed Procurement
- Assembling and collecting Briefs on Contracts from various Departments
- Spelling out the requirements for acceptance of Bids and preparing Tender Notices for Publication
- Receiving Bid Documents from Contractors
- Examining Bid Document to ensure conformity with the conditions stipulated in the **Public Procurement Acts 2007**
- Evaluating Bids to ensure Value for Money
- Maintaining Records of Proceedings of Parastatal Tenders Board Meeting
- Forwarding of Approvals of the Parastatal Tenders Board to the Minister/DG/Head of Agency, etc
- Conveying Award of Contracts to successful Bidders
- Collating Statistical information on Tenders and Award of Contracts for use in Planning and Research
- Liaising with Stock Verifier and User Department/Unit to ensure that Works/Goods/Services delivered are in conformity with Specifications and Contract Terms
- Serving as Secretariat for Procurement Planning Committee and Parastatal Tenders Board
- Presiding over the technical evaluation Sub-Committee of the Tenders Board in;
    a. Receiving, evaluating and selecting bids received
    b. Preparing Bid Evaluation Report
    c. Making recommendations to the Parastatals Tenders' Board (PTB) for Contract awards to successful bidders for National Competitive Bidding Process in adherence to the Provisions of Public Procurement Act, 2007 and guidelines that may be issued by BPP from time to time

- Working closely with the Minor Procurement Committee in receiving, evaluating and selection of lowest responsive priced quotations for award of contracts for Minor Procurements
- Collating data on the status of the Council's Capital Projects in the 36 States and FCT
- Working closely with the Budget Committee in identifying those infrastructures that are necessary to advance the fulfilment of the Council's mandate and integrate them in the yearly budget
- Liaising with the Procurement Planning Committee to determine the printing needs of the Council
- Liaising with the Council Procurement Planning Committee to determine the in-house cost estimates of the Council printing need
- Monitoring the execution of all contracts in accordance with signed agreements
- Ensuring and maintaining proper guidelines governing Public Procurement as approved by the Bureau of Public Procurement
- Preparing from time to time, standard tender documents for Goods, Works and Services for interested bidders in line with the Provisions of the Public Procurement Act (PPA, 2007)
- Opening, keeping records and registering of all contractors/suppliers duly registered with NECO
- Organizing and arranging for the advertisement and publication for bids in adherence to Government guidelines
- Collating all responses to advertisement to tender and classifying all submissions according to categories
- Evaluating and making a selection of bids received in adherence to Government regulations
- Carrying out a preliminary analysis of tenders and making recommendations to the Director of Procurement Department and Registrar/Chief Executive
- Conducting researches on the best ways/approaches to ensure cost reduction and cost effectiveness in procurement
- Preparing from time to time, standard tender documents indicating technical specifications for interested bidders
- Advising the authorities on the provisions of the Public Procurement Act of 2007 and ensuring compliance with same
- Providing secretariat services for the Council's Departmental Tenders' Board and the Finance & General-Purpose Committee of the Governing Board
- Documenting and keeping record of contract agreements/letters and other contract related documents
- Preparing papers/memos for the attention, information, consideration and approval

of the Governing Board of the Council

- Developing and assigning Answer Booklets codes for the various subjects examined by the Council at the Senior School Certificate Examination level
- Monitoring and ensuring the submission of various items for production/printing at the appropriate time
- Monitoring and taking stock of sensitive examination materials at the printing points
- Arranging the distribution of sensitive examination materials to different States of the Federation
- Preparing soft and hard copies of sensitive materials in Camera Ready form for the printers
- Detailing and scheduling of Printers for production of question papers and other examination materials
- Preparing budgets for the distribution and other logistics involved in the administration of some of the key activities of the Council
- Communicating regularly with staff members on the field and NECO personnel attached to the printing points during peak periods
- Monitoring the implementation and execution of contracts awarded by the Council
- Identifying the requirements of the Council in terms of goods, items and works. In other words, preparing the needs assessment and evaluation of the organization
- Carrying out appropriate market and statistical surveys and on that basis, prepare analysis of the cost implications of the proposed procurement
- Aggregating its requirement whenever possible, both within the procurement entity and between procuring entities, to obtain economy of scale and reduce procurement cost
- Obtaining and confirming the validity of any Performance Bond and Advance Payment Guarantee
- Monitoring the execution of all contracts in accordance with signed agreement
- Preparing Special Instructions to Tenders (SIT), where necessary
- Preparing Special Conditions of Contracts (SCC), where necessary
- Preparing schedule of requirements for prospective bidders
- Preparing the Technical Specifications and Drawings for Projects
- Collating needs of various Departments of the Council for planning and projections for subsequent years
- Liaising with the various committees of the National Assembly for oversight functions on projects undertaken by the National Examinations Council (NECO)

1.5.10 INTERNAL AUDIT DEPARTMENT

In 1994, an Internal Control Unit was created to strengthen the structure of the National Board for Educational Measurement. Its main duties were to carry out selected audit assignments and evaluation of existing internal controls. In 2010, this unit metamorphosed into Internal Audit Division which is in line with the provision of section 1602, subsection II (a & b) of the Financial Regulations.

In compliance to the Federal Circular referenced No TRY A3 & B3/2014/OAGF/CAD/026/VI/218 issued on 14th day of March, 2014, a new AUDIT DEPARTMENT was created on the 19th October, 2020. The new department is ably managed by professionals as well as some internally trained staff.

Based on the core mandate in the enabling circular, the Audit Department has three functional divisions which are: -

- Prepayment/System Audit Division
- Revenue/Budget Monitoring and Forensic Audit Division
- Post payment/Special Audit Division

ACTIVITIES OF THE DEPARTMENT

- Conducting pre and post payment Audit
- Conducting Store Audit and Marketing Unit
- Conducting Revenue and Expenditure Audit
- Auditing of State/ Zonal Offices
- Auditing the Council's Library
- Investigating cases when necessary
- Preparing monthly, quarterly and annual reports and its submission to the Office of the Accountant-General of the Federation and Auditor-General of the Federation
- Preparing exception and advisory reports
- Monitoring and Evaluation of Internal Control System (ICS)
- Carrying out Risk Based Audit, Advisory and Compliance Review
- Updating major books and records of all Revenue items by way of compilation of total issuance of revenue items and returns of the unsold on a monthly basis for Internal Auditors and other verifiers
- Audit of NECO Staff School
- providing reports on monthly basis to the Chief Executive and copies sent to some government agencies as required in the Financial Regulations

Special audit is carried on the following specialties viz: -

- Store Division
- Logistic Division

- Medical Unit
- Library Unit
- Staff School
- Zonal/State Offices, etc.

Audit of those units and divisions are done on specified periods as contained in the Annual Audit Programme for the year.

1.5.11 DIRECTORATE OF SPECIAL DUTIES

The Directorate of Special Duties is saddled with the responsibility of assisting the Registrar/Chief Executive in providing line supervision and general management of all staff.

ACTIVITIES OF THE DIRECTORATE

- Investigating all forms of corrupt cases in the Council
- Enlightening Staff on the dangers of corruption
- Inspecting the entire work process from time to time with the view of routing out corrupt practices
- Advising Management on corruption-related issues
- Checkmating corrupt practices within the Council by advising the various departments on the need to effect changes in their practices where necessary
- Periodic sensitization of staff members on the need to stay away from corrupt activities and to maintain a clean and high personal integrity
- Tracking files in order to ensure prompt treatment of Complaints
- Attending quarterly Global Ministerial SERVICOM Committee (GMSC) Meetings to deliberate on new trends in service delivery in MDAs
- Designing and administering Improper Act form to check some improper acts
- Managing the Council's customer relations policy
- Conducting enlightenment of Staff through write ups
- Sensitizing Staff on the need for early resumption to duty
- Ensuring the promotion of quality assurance and best practices in the Council's service delivery

- Disseminating best practices and other tips on service delivery improvement
- Updating the Operationalization plan of the Executive Order 001 for the Council
- Facilitating a safe and conducive working environment
- Liaising between the Council and the SERVICOM Office of the Federal Ministry of Education and Presidency

Divisions in the Directorate

- Anti-Corruption and Transparency (AC&T)
- SERVICOM

1.6 OFFICE OF THE REGISTRAR

The Office of the Registrar is coordinated by the Registrar/ Chief Executive through the Director, Special Duties.

ACTIVITIES OF THE OFFICE OF THE REGISTRAR

- Receiving and documenting requests for Confirmation/Verification of Results and forwarding same to the ICT Department
- Receiving and documenting confirmed results obtained from the ICT Department
- Comparing the confirmed results with the requests earlier received to check for discrepancies
- Dispatching confirmed results to requesting Institutions/Organizations
- Receiving requests on e-verification and forwarding same to the ICT Department
- Effecting feedback to clients on complaints arising from verified results
- Receiving, sorting and distributing SSCE (Internal and External) Certificates
- Receiving and documenting complaints from school principals and candidates in relation to BECE results and SSCE certificates
- Verifying the authenticity of the complaints received
- Ensuring the availability of all required documents that would support the correction of errors observed e.g. Validation Lists, Registration History, School Photo Albums, Birth Certificates, etc
- Ensuring that appropriate processing fees are paid
- Processing complaints received and submitting same to the Director, Special Duties for approval
- Further processing of approved complaints and forwarding same to the ICT Department for correction, reprinting (where necessary) and uploading the corrections on the NECO website
- Collecting the reprinted certificates from the ICT Department, embossing security seal

and issuing the reprinted certificates to candidates and schools
- Representing the Council in civil litigations and writing briefs on criminal trials
- Drafting, documenting and reviewing existing agreements
- Participating and offering legal guidance to various administrative panels set up by Management, as well as serving as secretaries to various ad-hoc committees
- Servicing the Governing Board and Management through preparation and collection of Board and Management papers
- Receiving of hard copies of SSCE External Result Slips from the Information and Communications Technology (ICT) Department and dispatching same to Zonal/State Offices and the FCT
- Preparing and dispatching advance information to States and Zonal Offices on the need to make prompt remittance of items issued and reconciliation of items still in their custody
- Receiving and issuing Photo Album (SSCE) to State and Zonal Offices for onward distribution to schools across the country
- Marketing of all e-Registration Cards, Result Checker Cards and other examination materials such as Syllabus for SSCE and BECE, Photo Album (SSCE), Four Figure Table, Chief Examiners Report and Examination Bags
- Reviewing the Stock level of all the e-Registration Cards and reconciling what were issued to States and Zonal Offices with returns of unused e-Registration Cards at the end of each examination
- Publicizing Council Events, like Release of Results and other incidental events
- Maintenance of effective Media Relations
- Publishing NECO Newsletter in partnership with the Editorial Board
- Coordinating Courtesy Calls
- Placement of Adverts/Public notices in the media
- Maintaining/sustaining cordial relations between the Council and Education Editors of various media houses
- Coordinating and anchoring all Council's events and programmes
- Keeping records of Council's activities/events
- Keeping tab on media reportage as it affects the Council and advising Management appropriately
- Coordinating media parley with the Council

Security

- Certifying and preparing claims and payment schedules for security guards at the Headquarters, Zonal, State and F.C.T Offices

- Monitoring the activities of the contractor handling provision of security guards at the Headquarters and NECO offices nationwide
- Provision of security to protect lives and property at the NECO Headquarters as well as at the Zonal and State Offices
- Manning of the entrance gates
- Training and retraining of Security Staff
- Liaising with external security agencies on security issues
- Screening of visitors to the Council

ITINERARY/VISITS

- Planning weekly itinerary for approval by the Registrar / Chief Executive
- Planning and organizing official visits

STAFF TRAVELS

- Facilitating the travel of staff members going to other countries on official business
- Providing Communication/Contact point between the foreign destination and the Council
- Handling coordination with travel agents

ADVICE

- Advising Staff members on formalities and courtesies that should be observed when associating with foreign/local visitors
- Conducting researches on the dos and don'ts of international etiquettes
- Providing advice on proper dining etiquettes

EVENT PLANNING

- Sending out invitation letters/cards on certain events
- Making arrangements to receive visitors/ guests to the Council
- Planning for parking arrangements, sitting positions and ensuring that security arrangements are done at events

Divisions under the Office of the Registrar

- **Legal and Board Affairs**
- **Documentation**
- **Marketing**
- **Consultancy**
- **Security**
- **Information**
- **Protocol**

CHAPTER TWO

2.0 ACHIEVEMENTS OF THE COUNCIL IN 2020

This chapter is made up of two major parts. The first part focuses on achievements in examination-related activities, while the second part focuses on achievements in non-examination related activities.

2.1 ACHIEVEMENTS IN EXAMINATION-RELATED ACTIVITIES

During the year under review, the Council recorded remarkable achievements in these areas:

Test Item-Related Activities

Item development is one of the primary functions and hub of the Council's activities. Item development activities involve the process of generating, typesetting and proof reading of questions (i.e. multiple choice, practical and essay). Test items were edited and composed into sets by Subject Officers to ensure compliance with Table of Specification.

Against the various examinations for 2020, items for Trial Testing, NCEE, BECE, SSCE (I), SSCE (E) and Consultancy Services were made available.

Instructions to practicals and guidelines for uniform assessment for the BECE and SSCE (Internal) were also prepared. These instruments were distributed to various schools for appropriate use, through the State Offices.

2.1.1 SUCCESSFUL MARKING AND RELEASE OF 2019 SSCE (EXTERNAL) RESULTS

The marking exercise of the 2019 November /December SSCE was held from the 8th to 23rd December,2019. Other activities leading to the marking and release of the 2019 SSCE External results are tabled below.

TABLE 3
MAJOR ACTIVITIES AND DATES

S/N	Examinations	Preliminary Coordination	Main Marking	Grade Boundary Meeting	Award Committee Meeting	No. of Venues
1	2019 SSCE (Ext)	30/11- 3/12/2019	8 – 23/12/2019	4/02/2020	05/02/2020	6

2.1.1 STATISTICS OF 2019 SSCE (EXTERNAL) RESULTS

After the release of the results by the Council, the Statistics Unit of the Psychometrics Department collated data obtained from the ICT Department, organized and then transformed them into an easy form for better understanding to Stakeholders.

The analysis of the 2019 SSCE (External) results are presented in the following headings:

- Analysis of Candidates Performance at National and State Levels using 5 Credits and above Including Mathematics and English Language
- Analysis of Candidates Performance by Subject
- Analysis of Malpractice Cases by State.
- Analysis of Malpractice Cases by Type.
- Analysis of Malpractice Cases by Subject.

Table 4: *Candidates Performance by National and State levels using 5 Credits and above Including Mathematics and English Language in 2019* SSCE *(*External*)*

Code	State	No. of Candidates Registered	No. of Candidates Sat	5 Credits and Above including Mathematics and English Language	Percentage %
001	ABIA	488	479	275	57.41 %
002	ADAMAWA	1,414	1,400	1,014	72.43 %
003	AKWA-IBOM	1,757	1,728	971	56.19 %
004	ANAMBRA	620	593	301	50.76 %
005	BAUCHI	746	737	46	6.24 %
006	BENUE	745	717	212	29.57 %
007	BORNO	641	629	210	33.39 %
008	CROSS -RIVER	974	953	619	64.95 %
009	DELTA	2,224	2,177	1,069	49.10 %
010	EDO	752	719	242	33.66 %
011	ENUGU	1,066	1,034	683	66.05 %
012	IMO	431	405	259	63.95 %
013	JIGAWA	2,423	2,399	1,231	51.31 %
014	KADUNA	2,131	2,112	841	39.82 %
015	KANO	4,660	4,622	1,532	33.15 %
016	KATSINA	457	436	161	36.93 %
017	KEBBI	778	750	491	65.47 %
018	KOGI	908	898	493	54.90 %

019	KWARA	2,392	2,362	912	38.61 %
020	LAGOS	4,840	4,712	2,363	50.15 %
021	NIGER	4,330	4,253	1,016	23.89 %
022	OGUN	9,317	9,197	5,217	56.73 %
023	ONDO	1,680	1,662	1,268	76.29 %
024	OSUN	2,673	2,652	1,617	60.97 %
025	OYO	12,381	12,294	6,496	52.84 %
026	PLATEAU	1,955	1,937	900	46.46 %
027	RIVERS	1,520	1,465	602	41.09 %
028	SOKOTO	342	338	272	80.47 %
029	TARABA	393	381	69	18.11 %
030	YOBE	1,275	1,264	750	59.34 %
031	FCT-ABUJA	1,009	961	284	29.55 %
032	BAYELSA	276	252	117	46.43 %
033	EBONYI	217	212	85	40.09 %
034	EKITI	686	663	300	45.25 %
035	GOMBE	396	385	58	15.06 %
036	NASARAWA	1,073	1,032	521	50.48 %
037	ZAMFARA	178	168	79	47.02 %
	SUMMARY	**70,148**	**68,978**	**33,576**	**48.68 %**

Table 5 presents the analysis of Candidates' performance from the 36 states and the FCT that participated in the 2019 SSCE (External). The analysis shows that Sokoto (80.47%), Ondo (76.29%) and Adamawa (72.43%) topped the list of the highest performing States, while Bauchi (6.24%), Gombe (15.06%) and Taraba (18.11%) States recorded the lowest performance in this category. Out of 68,978 candidates that sat for the 2019 SSCE (External), 33,576 which represents 48.68% of the candidates had 5 credits and above including Mathematics and English Language.

Fig 1: Bar Chart Showing the level of Candidates' performance (5 Credits and Above Including Mathematics and English Language) at State and National Level in 2019 SSCE (External)

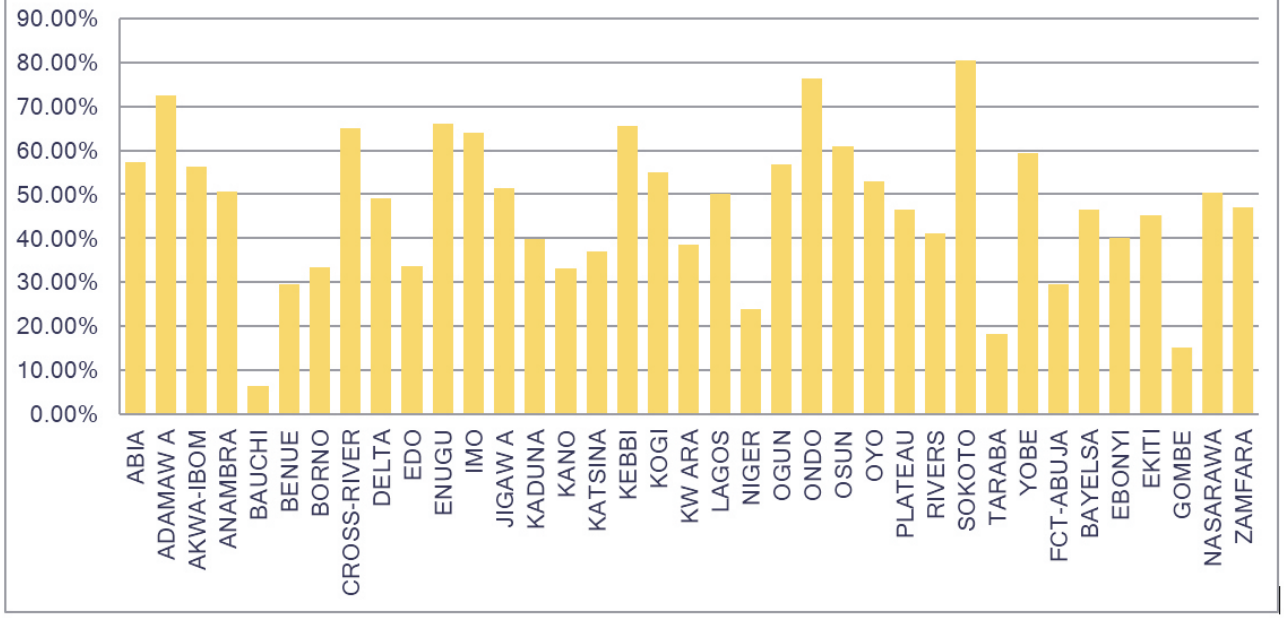

2.1.3 Analysis of Performance of Candidates by Subject

The Table below presents the analysis of performance of candidates across the 29 subjects in the 2019 SSCE (External).

Table 5: Level of Candidates' Performance by Subject***s in 2019*** SSCE External

SUBJECT	NO. REG.	NO. SAT	DIST. A1-B3	CREDIT C4-C6	PASS D7-E8	FAIL F9	NUMBER ABSENT	NUMBER CANCELLED
English Language	70,140	65,207	1,703	39,511	16,498	5,553	4,933	1,942
			2.61 %	60.59 %	25.30 %	8.52 %	7.03 %	2.98 %
Mathematics	70,092	66,398	39,226	15,339	3,726	5,703	3,694	2,404
			59.08 %	23.10 %	5.61 %	8.59 %	5.27%	3.62 %
Civic Education	59,837	51,534	35,149	10,832	2,549	1,796	8,303	1,208
			68.21 %	21.02 %	4.95 %	3.49 %	13.88%	2.34%
Biology	51,910	48,899	17,093	19,109	5,147	5,816	3,011	1,734
			34.96 %	39.08 %	10.53 %	11.89 %	5.80%	3.55 %
Chemistry	34,161	32,877	6,031	15,077	5,276	5,194	1,284	1,299
			18.34 %	45.86 %	16.05 %	15.80 %	3.76%	3.95 %
Physics	34,129	32,920	1,954	11,833	9,172	8,711	1,209	1,250
			5.94 %	35.94 %	27.86 %	26.46 %	3.54%	3.80 %
Further Mathematics	2,857	2,417	300	836	435	779	440	67
			12.41 %	34.59 %	18.00 %	32.23 %	15.40%	2.77%
Health Education	1,382	1,092	248	383	182	258	290	21
			22.71 %	35.07 %	16.67 %	23.63 %	20.98%	1.92%
Agricultural Science	38,036	35,079	2,082	11,520	8,925	11,549	2,957	1,003
			5.94 %	32.84 %	25.44 %	32.92 %	7.77%	2.86 %

Physical Education	418	316	30	102	75	104	102	5
			9.49 %	32.28 %	23.73 %	32.91 %	24.40%	1.58%
Technical Drawing	737	598	36	156	291	104	139	11
			6.02 %	26.09 %	48.66 %	17.39 %	18.86%	1.84%
Christian Rel. Studies	19,899	17,294	8,826	5,434	1,464	1,088	2,605	482
			51.04 %	31.42 %	8.47 %	6.29 %	13.09%	2.79%
Islamic Studies	18,264	16,154	10,911	3,325	865	571	2,110	482
			67.54 %	20.58 %	5.35 %	3.53 %	11.55%	2.98%
History	1,545	1,113	190	433	144	308	432	38
			17.07 %	38.90 %	12.94 %	27.67 %	27.96%	3.41%
Geography	27,724	24,157	4,508	10,042	4,090	4,780	3,567	737
			18.66 %	41.57 %	16.93 %	19.79 %	12.87%	3.05%
Government	35,341	32,140	14,970	8,684	2,859	4,749	3,201	878
			46.58 %	27.02 %	8.90 %	14.78 %	9.06%	2.73 %
Economics	57,734	52,048	18,937	22,180	4,632	4,740	5,686	1,559
			36.38 %	42.61 %	8.90 %	9.11 %	9.85%	3.00 %
Literature in English	21,397	19,865	4,186	9,819	4,487	836	1,532	537
			21.07 %	49.43 %	22.59 %	4.21 %	7.16%	2.70 %
French	323	240	111	67	21	38	83	3
			46.25 %	27.92 %	8.75 %	15.83 %	25.70%	1.25%
Arabic	610	550	128	191	82	141	60	8
			23.27 %	34.73 %	14.91 %	25.64 %	9.84%	1.45 %
Hausa	8,509	7,204	1,510	3,103	1,280	1,084	1,305	227
			20.96 %	43.07 %	17.77 %	15.05 %	15.34%	3.15%
Igbo	1,799	1,357	690	405	106	115	442	41
			50.85 %	29.85 %	7.81 %	8.47 %	24.57%	3.02%
Yoruba	20,495	17,416	402	5,397	6,742	4,748	3,079	127
			2.31 %	30.99 %	38.71 %	27.26 %	15.02%	0.73%
Financial Accounting	10,092	9,090	5,770	1,968	472	722	1,002	158
			63.48 %	21.65 %	5.19 %	7.94 %	9.93%	1.74 %
Commerce	17,306	14,988	6,913	4,690	1,402	1,569	2,318	414
			46.12 %	31.29 %	9.35 %	10.47 %	13.39%	2.76%
Stenography	7	3	0	1	1	1	4	0
			0.00 %	33.33 %	33.33 %	33.33 %	57.14%	0.00%
Store Keeping	228	142	47	48	24	22	86	1
			33.10 %	33.80 %	16.90 %	15.49 %	37.72%	0.70%
Marketing	13,910	11,751	4,129	3,840	1,434	1,996	2,159	352
			35.14 %	32.68 %	12.20 %	16.99 %	15.52%	3.00%
Salesmanship	65	40	9	18	7	6	25	25
			22.50 %	45.00 %	17.50 %	15.00 %	38.46%	38.46%

Candidates' performance by subjects was expressed at Distinction (A1-B3), Credit (C4-C6), Pass (D7- E8) and Fail (F9) levels. The focus is on the level of candidates' performance in Mathematics and English Language only because they are critical prerequisites for admission into tertiary institutions. Table 6 shows that 65,207 out of 70,140 candidates that registered for the examination sat for English Language, while 66,398 out of 70,092 candidates that registered, sat for Mathematics. In English Language 1,703 (2.61%) candidates had Distinction (A1-B3), 39,511 (60.59%) had Credit (C4-C6), 16,498 (25.38%) had Pass (D7-E8) and 5,553 (8.52%) candidates Failed. The performance in Mathematics shows that 39,226 (59.08%) candidates had distinction (A1-B3), 15,339 (23.10%) had Credit (C4-C6), 3,726 (5.61%) candidates had pass and 5,703 (8.59%) candidates failed the examination. Since a greater percentage of candidates in both subjects fall within the Distinction and Credit levels, the candidates' performance in the examination could be said to be good and above average.

2.1.4 ANALYSIS OF EXAMINATION MALPRACTICE CASES BY STATES IN 2019 SSCE (EXTERNAL)

Table 6(a): Level of Malpractice Cases by States in 2019 SSCE (External)

Code	State	Candidates Sat	No. of Cases	
001	ABIA	479	535	3.14%
002	ADAMAWA	1,400	8	0.04%
003	AKWA-IBOM	1,728	1,371	8.06%
004	ANAMBRA	593	212	1.24%
005	BAUCHI	737	1,324	7.78%
006	BENUE	717	77	0.45%
007	BORNO	621	169	0.99%
008	CROSS-RIVER	953	127	0.74%
009	DELTA	2,177	145	0.85%
010	EDO	718	14	0.08%
011	ENUGU	1,032	199	1.17%
012	IMO	405	10	0.05%
013	JIGAWA	2,399	119	0.69%
014	KADUNA	2,112	841	4.94%
015	KANO	4,622	1,156	6.79%
016	KATSINA	436	240	1.41%
017	KEBBI	750	527	3.09%
018	KOGI	896	103	0.60%
019	KWARA	2,362	243	1.42%
020	LAGOS	4,711	591	3.47%

021	NIGER	4,251	1,472	8.65%
022	OGUN	9,197	1,284	7.55%
023	ONDO	1,662	39	0.22%
024	OSUN	2,652	246	1.44%
025	OYO	12,292	845	4.96%
026	PLATEAU	1,937	1,371	8.06%
027	RIVERS	1,465	1,915	11.26%
028	SOKOTO	338	1	0.00%
029	TARABA	381	459	2.69%
030	YOBE	1,264	37	0.21%
031	FCT	961	54	0.31%
032	BAYELSA	252	0	0.00%
033	EBONYI	212	50	0.29%
034	EKITI	663	220	1.20%
035	GOMBE	385	200	1.17%
036	NASARAWA	1,032	724	4.25%
037	ZAMFARA	168	76	0.44%
Summary		**68,962**	**17,004**	

From Table 6(a) above, we could see the states with the highest level of malpractice cases were Rivers (1,916), Bauchi (1,324), and Ogun (1,284) states. The states with the least cases were Imo (10) and Adamawa (08) states. There was no malpractice case recorded in Bayelsa state.

2.1.5 ANALYSIS OF MALPRACTICE CASES BY SUBJECT IN 2019 SSCE (EXTERNAL)

Table 6(b): Level of Malpractice Cases by Subject in 2019 SSCE (External)

SUBJECT	2019 CASES
English language	1,942
Mathematics	2,404
Civic Education	1,208
Biology	1,734
Chemistry	1,304
Physics	1,250
Further Mathematics	67

Health Education	21
Agricultural Science	1,003
Physical Education	5
Technical Drawing	11
Christian Religious Studies	482
Islamic Studies	490
History	38
Geography	740
Government	878
Economics	1,559
Literature in English	537
French	3
Arabic	8
Hausa	227
Igbo	41
Yoruba	127
Financial Accounting	158
Commerce	414
Stenography	0
Store Keeping	1
Marketing	352
Salesmanship	0
Summary	17,004

A total of 17,004 cases were captured as examination malpractice in 2019 SSCE (External). Mathematics (2,404), English Language (1,942), Biology (1,734), and Economics (1,559) had high number of cases, while storekeeping (10) had the least. No case was captured in Stenography (0) and Salesmanship (0).

2.1.6 COMPARATIVE ANALYSIS OF EXAMINATION MALPRACTICE CASES BY TYPE IN 2018 AND 2019 SSCE (EXTERNAL)

Table 7: Comparison of Malpractice by Type in 2018 and 2019 SSCE (External)

Rule No.	Mal. Code	Description	No. Involved in Malpractice (2018)	Percentage	No. Involved in Malpractice (2019)	Percentage
01	BFM	BRINGING IN FOREIGN MATERIALS	68	0.55%	185	1.09%
02	BEC	BRINGING INTO THE HALL ELECTRONIC COMMUNICATIONS GADGETS	90	0.74%	178	1.05%
03	IRR	IRREGULAR ACTIVITIES INSIDE OR OUTSIDE THE EXAMINATION HALL	475	3.93%	332	1.95%
04	AAA	AIDING AND ABETTING, SEEKING AND	6,034	49.93%	6,060	35.64%
05	URB	UNRULY BEHAVIOUR IN THE EXAMINATION HALL	195	1.61%	293	1.72%
06	COL	COLLUSION	410	3.39%	1,452	8.54%
07	IMP	IMPERSONATION	1,735	14.36%	5,245	36.85%
08	LKG	LEAKAGE (COLLECTIVE)	0	0.00%	0	0.00%
09	MCH	MASS CHEATING	0	0.00%	0	0.00%
10	ASC	COLLECTIVE INSULT/ASSAULT AND VIOLENT BEHAVIOUR	0	0.00%	0	0.00%
11	DWE	BRINGING DANGEROUS WEAPONS INTO THE HALL/PRECINCTS OF THE EXAMINATION HALL	0	0.00%	0	0.00%
16	ABS	ABSENT BUT HAS ANSWER SCRIPT(S)	895	7.41%	1,074	6.32%
18	CDS	CHEATING DETECTED AT MARKING VENUE (DOUBLE SCRIPTS)	1,004	8.31%	1,038	6.10%
19	CDM	CHEATING DETECTED AT THE MARKING VENUE (COPYING FOREIGN MATERIALS)	608	5.03%	64	0.38%
20	UEC	USE OF ELECTRONIC COMMUNICATION GADGETS BROUGHT INTO THE HALL	556	4.60%	966	5.68%
21	LKI	LEAKAGE (INDIVIDUAL)	0	0.00%	8	0.05%
22	ASI	INDIVIDUAL INSULT/ASSAULT AND VIOLENT BEHAVIOUR	16	0.13%	109	0.54%
SUMMARY:			12,084		17,004	

The level of examination malpractice cases in 2018 and 2019 SSCE (External) respectively by type was analyzed and presented in the Table above. A total of 17,004 and 12,084 malpractice cases were observed in 2019 and 2018 respectively. Double scripts and impersonation cases were very prominent in the two years.

In summary, a total of 13 centres were observed to be involved in whole centre malpractice cases. Akwa-Ibom (03) and Plateau (02) states had the highest in this category. Also 15 supervisors were blacklisted for Aiding and Abetting and poor supervision.

2.2 Conduct and Release of 2020 National Common Entrance Examination (NCEE)

The conduct of National Common Entrance Examination for admission into Federal Unity Colleges is one of the mandates of the Council. The 2020 entrance examination was conducted on Saturday, 17th October 2020 across the 36 states of the Federation including FCT and Benin Republic. It was adjudged successful.

A total of Ninety-Three Thousand, Two Hundred and Ninety-Five (93,295) candidates registered for the examination out of which Seventy-Six Thousand, Eight Hundred and Fifty (76,850) candidates sat for the examination while Sixteen Thousand, Seven Hundred and Fourteen (16,714) candidates were absent. Inspite of the efforts made by the Council to ensure that COVID–19 protocols were strictly observed in all examination centres, some candidates were still absent. This points to the fact that some parents are probably apprehensive and decided not to send their wards to boarding schools outside their domicile.

The examination was supervised by Five Hundred and Sixteen (516) senior staff of the Council while Three Thousand and Twenty (3,020) teachers drawn from the schools used as centres served as Invigilators.

Twenty (20) visually impaired candidates registered for the examination in FCT and Lagos, while Eighteen (18) of them sat for the examination. The result was released on Monday 16th November, 2020 by the Federal Ministry of Education.

2.2.1 Analysis of Candidates' Performance in 2020 National Common Entrance Examination (NCEE)

The analysis of performance of candidates in the 2020 NCEE is hereby presented both at National and State levels as shown in the Table below:

Table 8(i): Candidates' Performance in 2020 NCEE at National and State Levels

State	Number of Candidates		Range of Scores			
	Registered	Sat	00-50	51-100	101-150	151-200
ABIA	2,683	2,399	102 4.25%	947 39.47%	1,040 43.35%	310 12.92%
ADAMAWA	229	178	66 37.08%	96 53.93%	15 8.43%	1 0.56 %
AKWA-IBOM	1,860	1,647	67 4.07 %	714 43.35%	687 41.71 %	179 10.87%
ANAMBRA	6,451	5,159	159 3.08 %	1,475 28.59%	2,342 45.40%	1,183 22.93%
BAUCHI	244	208	75 36.06%	120 57.69%	12 5.77 %	1 0.48 %
BENUE	1,578	1,157	234 20.22%	620 53.59%	253 21.87%	50 4.32 %
BORNO	150	132	61 46.21%	65 49.24%	6 4.55%	0 0.00 %
CROSS - RIVER	1,164	1,042	95 9.12 %	491 47.12%	374 35.89%	82 7.87 %
DELTA	2,940	2,421	60 2.48 %	729 30.11%	1,214 50.14%	418 17.27%
EDO	1,478	1,158	81 6.99 %	520 44.91%	468 40.41%	89 7.69 %
ENUGU	4,464	3,806	218 5.73 %	1,536 40.36%	1,659 43.59%	393 10.33%
IMO	4,842	4,307	145 3.37 %	1,297 30.11%	2,085 48.41%	780 18.11%
JIGAWA	348	285	100 35.09%	153 53.68%	32 11.23%	0 0.00 %
KADUNA	1,203	982	183 18.64%	535 54.48%	236 24.03 %	28 2.85%

KANO	697	631	208 32.96%	342 54.20%	75 11.89%	6 0.95%
KATSINA	328	279	108 38.71%	153 54.84%	17 6.09%	1 0.36%
KEBBI	189	181	57 31.49%	61 33.70%	51 28.18 %	12 6.63 %
KOGI	605	540	59 10.93%	247 45.74%	182 33.70%	52 9.63%
KWARA	1,444	1,228	95 7.74 %	615 50.08%	448 36.48%	70 5.70%
LAGOS	26,078	19,831	362 1.83%	4,481 22.60%	9,057 45.67%	5,931 29.91%
NIGER	2,786	2,515	791 31.45%	1,307 51.97%	377 14.99 %	40 1.59 %
OGUN	2,615	1,931	71 3.68 %	811 42.00%	893 46.25%	156 8.08 %
ONDO	1,757	1,617	51 3.15 %	563 34.82%	794 49.10%	209 12.93%
OSUN	1,196	1,101	64 5.81 %	563 51.14%	427 38.78%	47 4.27%
OYO	2,261	1,666	95 5.70 %	794 47.66%	676 40.58%	101 6.06%
PLATEAU	1,409	1,253	153 12.21%	677 54.03%	354 28.25%	69 5.51%
RIVERS	5,338	4,589	227 4.95 %	1,838 40.05%	2,016 43.93 %	508 11.07%
SOKOTO	357	341	127 37.24%	142 41.64%	63 18.48 %	9 2.64%
TARABA	255	214	60 28.04%	115 53.74%	36 16.82%	3 1.40%
YOBE	978	722	232 32.13%	205 28.39%	277 38.37 %	8 1.11 %

FCT	9,790	8,042	602 7.49 %	3,786 47.08%	3,117 38.76%	537 6.68%
BAYELSA	303	268	31 11.57%	148 55.22%	78 29.10%	11 4.10%
EBONYI	1,445	1,283	76 5.92%	520 40.53%	533 41.54%	154 12.00%
EKITI	1,018	918	31 3.38%	405 44.12%	405 44.12%	77 8.39%
GOMBE	261	237	64 27.00%	134 56.54%	34 14.35%	5 2.11%
NASARAWA	742	678	117 17.26%	381 56.19%	157 23.16 %	23 3.39 %
ZAMFARA	1,757	1,585	136 8.58%	768 48.45%	671 42.33%	10 0.63%
OVERSEAS	51	49	0 0.00%	14 28.57%	34 69.39%	1 2.04%
Summary	93,294	76,580	5,463 7.13%	28,368 37.04%	31,195 40.74%	11,554 15.09 %

A total of **93,294** candidates registered for the 2020 NCEE while **76,580** candidates sat for the examination. Further analysis of candidates' performance reveals that **5,463 (7.13%)** candidates scored within the range of 0-50 marks, **28,368** candidates **(37.04%)** in the range of 51-100 marks, **31,195** candidates **(40.74%)** in the range of 101-150 marks and **11,554** candidates **(15.09%)** scored in the range of 151-200 marks. The forty-two thousand, seven hundred and forty-nine **42,749** candidates **(55.83%)** candidates that scored within the range of 100-200 marks are likely to be admitted into the Federal Unity Schools. The overall performance is therefore above average.

Table 8(ii): Analysis of Candidates' Performance by States and Gender in **2020** NCEE

State	No. Registered	No. Sat	Males Range of Scores				Females Range of Scores			
			00-50	51-100	101-150	151-200	00-50	51-100	101-150	151-200
ABIA	2,683	2,399	50 2.08 %	433 18.04%	466 19.42 %	146 6.08 %	52 2.16 %	514 21.42%	574 23.92 %	164 6.08 %
ADAMAWA	229	178	28 15.73%	38 21.34%	5 2.80 %	0 0.00 %	38 21.34%	58 32.58%	10 5.61 %	1 0.00 %
AKWA-IBOM	1,860	1,647	30 1.82 %	248 15.05%	191 11.59 %	79 4.79 %	37 2.24 %	466 28.29%	496 30.11 %	100 4.79 %
ANAMBRA	6,451	5,159	100 1.93 %	711 13.78%	1,083 20.99 %	522 10.11%	59 1.14 %	764 14.80%	1,259 24.40 %	661 10.11%
BAUCHI	244	208	38 18.26%	59 28.36%	6 2.88 %	1 0.48 %	37 17.78%	61 29.32%	6 2.88 %	0 0.48 %
BENUE	1,578	1,157	114 9.85 %	254 21.95%	107 9.24 %	28 2.42 %	120 10.37%	366 31.63%	146 12.61 %	22 2.42 %
BORNO	150	132	30 22.72%	31 23.48%	2 1.51 %	0 0.00 %	31 23.48%	34 25.75%	4 3.03 %	0 0.00 %
CROSS-RIVER	1,164	1,042	25 2.39 %	141 13.53%	117 11.22 %	36 3.45 %	70 6.71 %	350 33.58%	257 24.66 %	46 3.45 %
DELTA	2,940	2,421	25 1.03 %	353 14.58%	589 24.32 %	229 9.45 %	35 1.44 %	376 15.53%	625 25.81 %	189 9.45 %
EDO	1,478	1,158	25 2.15 %	162 13.98%	156 13.47 %	33 2.84 %	56 4.83 %	358 30.91%	312 26.94 %	56 2.84 %
ENUGU	4,464	3,806	99 2.60 %	661 17.36%	717 18.83 %	192 5.04 %	119 3.12 %	875 22.99%	942 24.75 %	201 5.04 %
IMO	4,842	4,307	56 1.30 %	477 11.07%	723 16.78 %	294 6.82 %	89 2.06 %	820 19.03%	1,362 31.62 %	486 6.82 %
JIGAWA	348	285	66 23.15%	108 37.89%	15 5.26 %	0 0.00 %	34 11.92%	45 15.78%	17 5.96 %	0 0.00 %
KADUNA	1,203	982	89 9.06 %	268 27.29%	109 11.09 %	14 1.42 %	94 9.57 %	267 27.18%	127 12.93 %	14 1.42 %
KANO	697	631	153 24.24%	170 26.94%	38 6.02 %	2 0.31 %	55 8.71 %	172 27.25%	37 5.86 %	4 0.31 %
KATSINA	328	279	47 16.84%	74 26.52%	9 3.22 %	1 0.35 %	61 21.86%	79 28.31%	8 2.86 %	0 0.35 %
KEBBI	189	181	28 15.46%	32 17.67%	24 13.25 %	7 3.86 %	29 16.02%	29 16.02%	27 14.91 %	5 3.86 %

KOGI	605	540	35 6.48 %	123 22.77%	85 15.74 %	28 5.18 %	24 4.44 %	124 22.96%	97 17.96 %	24 5.18 %
KWARA	1,444	1,228	45 3.66 %	288 23.45%	207 16.85 %	33 2.68 %	50 4.07 %	327 26.62%	241 19.62 %	37 2.68 %
LAGOS	26,078	19,831	218 1.09 %	2,343 11.81%	4,503 22.70 %	2,934 14.79%	144 0.72 %	2,138 10.78%	4,554 22.96 %	2,997 14.79%
NIGER	2,786	2,515	418 16.62%	672 26.71%	183 7.27 %	21 0.83 %	373 14.83%	635 25.24%	194 7.71 %	19 0.83 %
OGUN	2,615	1,931	48 2.48 %	365 18.90%	413 21.38 %	57 2.95 %	23 1.19 %	446 23.09%	480 24.85 %	99 2.95 %
ONDO	1,757	1,617	20 1.23 %	206 12.73%	270 16.69 %	91 5.62 %	31 1.91 %	357 22.07%	524 32.40 %	118 5.62 %
OSUN	1,196	1,101	28 2.54 %	261 23.70%	184 16.71 %	28 2.54 %	36 3.26 %	302 27.42%	243 22.07 %	19 2.54 %
OYO	2,261	1,666	47 2.82 %	375 22.50%	286 17.16 %	45 2.70 %	48 2.88 %	419 25.15%	390 23.40 %	56 2.70 %
PLATEAU	1,409	1,253	85 6.78 %	331 26.41%	156 12.45 %	40 3.19 %	68 5.42 %	346 27.61%	198 15.80 %	29 3.19 %
RIVERS	5,338	4,589	127 2.76 %	912 19.87%	931 20.28 %	232 5.05 %	100 2.17 %	926 20.17%	1,085 23.64 %	276 5.05 %
SOKOTO	357	341	65 19.06%	80 23.46%	24 7.03 %	6 1.75 %	62 18.18%	62 18.18%	39 11.43 %	3 1.75 %
TARABA	255	214	8 3.73 %	41 19.15%	19 8.87 %	2 0.93 %	52 24.29%	74 34.57%	17 7.94 %	1 0.93 %
YOBE	978	722	149 20.63%	127 17.59%	164 22.71 %	2 0.27 %	83 11.49%	78 10.80%	113 15.65 %	6 0.27 %
FCT-ABUJA	9,790	8,042	348 4.32 %	1,948 24.22%	1,553 19.31 %	287 3.56 %	254 3.15 %	1,838 22.85%	1,564 19.44 %	250 3.56 %
BAYELSA	303	268	13 4.85 %	64 23.88%	39 14.55 %	6 2.23 %	18 6.71 %	84 31.34%	39 14.55 %	5 2.23 %
EBONYI	1,445	1,283	44 3.42 %	250 19.48%	269 20.96 %	79 6.15 %	32 2.49 %	270 21.04%	264 20.57 %	75 6.15 %
EKITI	1,018	918	17 1.85 %	208 22.65%	201 21.89 %	45 4.90 %	14 1.52 %	197 21.45%	204 22.22 %	32 4.90 %
GOMBE	261	237	24 10.12%	75 31.64%	12 5.06 %	2 0.84 %	40 16.87%	59 24.89%	22 9.28 %	3 0.84 %

NASARAWA	742	678	63 9.29 %	169 24.92%	82 12.09 %	13 1.91 %	54 7.96 %	212 31.26%	75 11.06 %	10 1.91 %
ZAMFARA	1,757	1,585	78 4.92 %	470 29.65%	372 23.47 %	7 0.44 %	58 3.65 %	298 18.80%	299 18.86 %	3 0.44 %
OVERSEAS	51	49	0 0.00 %	5 10.20%	21 42.85 %	0 0.00 %	0 0.00 %	9 18.36%	13 26.53 %	1 0.00 %
Summary	93,294	76,580	2,883 3.76 %	13,533 17.67%	14,331 18.71 %	5,542 7.23 %	2,580 3.36 %	14,835 19.37%	16,864 22.02%	6,012 7.85 %

In 2020 National Common Entrance Examination (NCEE), the analysis of candidate's performance by States and Gender indicated that a total of **36,289** male candidates and **40,291** female candidates sat for the examination. The breakdown of the performance indicates that **16,416 (45.24%)** male candidates scored between 1-100 marks, while **19,873 (54.76%)** scored between 101-200 marks.

In the female category, **17,415(43.22%)** candidates scored between 1-100 marks, while **22,876 (56.78%)** candidates scored between 101-200 marks. The scores show that there was a significant difference in the performance of male and female candidates in the 2020 National Common Entrance Examination (NCEE). The female candidates based on this analysis performed better than their male counterparts.

2.3 CONDUCT AND RELEASE OF 2020 BASIC EDUCATION CERTIFICATE EXAMINATION (BECE) RESULTS

The 2020 Basic Education Certificate Examination (BECE) was successfully conducted between 24th August and 4th September, 2020 throughout the Federation including three (03) foreign countries. A total of *One Hundred and Thirty-Five Thousand, Two Hundred and Nineteen* (135,219) candidates registered for the examination across *Two Thousand, Seven Hundred and Ninety* (2,790) Schools nationwide including *Twelve* (12) foreign schools. *Seventy* (70) visually impaired candidates registered and sat for the Examination in *seventeen* (17) States.

In the course of the examination, Two Thousand Seven Hundred and Ninety (2,790) Supervisors were engaged in the conduct of the 2020 BECE. Similarly, *Three Hundred and Ninety-Nine* (399) Custodian Officers were used for the three hundred and ninety-nine custodian points. A total of *One Hundred and Forty-Seven* (147) Daily Distributors including DD/CO took part in the Examination with thirty-eight (38) Accompanying Officers.

The outbreak of the COVID-19 pandemic did not affect the registration of BECE at all. Infact we recorded a surge in the number of candidates that registered. Therefore, it reflects a greater awareness amongst Nigerian parents whose children participated in the examination.

In order to ensure the smooth conduct of BECE, customized OMR sheets were introduced to facilitate a hitch free process, as each OMR sheet captured the candidate's name to ensure minimal errors.

Meanwhile, the State with the highest registration was Lagos with a population of 17,221 while Jigawa recorded the least figure of 492.

The result was released on 14th October, 2020 and dispatched to all the State Offices for onward distribution to schools.

2.5.1 MARKING ACTIVITIES

The marking activities for the 2020 BECE were successfully carried out as follows:

TABLE 9: MAJOR ACTIVITIES AND DATES

S/No	Examination	Preliminary Coordination	Main Marking	Award Committee Meeting	No. of Venues
1	2020 BECE	7- 8/09/2020	12 - 23/09/2020	14/10/2020	7

TABLE 10: SUMMARY OF SCRIPTS/ EXAMINERS PER VENUE IN 2020 BECE MARKING EXERCISE

TABLE 12

2020 BECE MARKING EXERCISE

SUMMARY OF SCRIPTS/ EXAMINERS PER VENUE

S/N	Marking Venue	VENUE CODE	No. of Scripts	No of Examiners				Total
				CE	EGI	EGII	EGIII	
1	Loyola College Ibadan	B2501	133,484	1	5	76	398	480
2	Idia College, Benin City	B1001	94,738	-	6	52	281	339
3	Day Secondary School Independent Layout Enugu	B1101	111,634	1	5	62	326	394
4	G S S Minna	B2101	121,395	1	5	69	354	429
5	Osogbo Grammar School Osogbo	B2401	127,988	-	6	75	389	470
6	G S S Ilorin	B1901	113,021	-	6	66	324	396
7	Queen Amina College Kaduna	B1401	105,544	3	3	59	314	379
	TOTAL		**807,804**	**6**	**36**	**459**	**2,386**	**2,887**

2.3.2 Analysis of 2020 Basic Education Certificate Examination (BECE) Results

The 2020 BECE results of candidates were analyzed by subject as well as by level of examination malpractice cases. The analyses are presented as follows:

➢Analysis of Candidates Performance in 2020 BECE by Subject

Table 11(a): Analysis of Candidates Performance in **2020** BECE by Subjects

S/N	SUBJECT	NO REGISTERED	NO SAT	GRADES AWARDED				
				A	B	C	P	F
1	English Studies	135,219	121,185	438 0.32 %	13,134 9.82 %	60,067 44.93 %	47,546 35.56%	12,492 9.34 %
2	Mathematics	135,219	121,094	363 0.27 %	15,328 11.46 %	54,723 40.94 %	50,678 37.91%	12,561 9.39 %
3	French Language	135,219	116,207	403 0.32 %	15,658 12.46 %	46,103 36.69 %	54,043 43.01%	9,419 7.49 %
4	Arabic Language	12,741	11,032	0 0.00 %	879 7.11 %	6,519 52.75 %	3,634 29.40%	1,326 10.72 %
5	Hausa_L1	19,100	16,344	9 0.05 %	1,960 11.02 %	7,620 42.87 %	6,755 38.00%	1,430 8.04 %
6	Igbo_L1	16,310	13,344	0 0.00 %	1,563 10.38 %	6,928 46.04 %	4,853 32.25%	1,703 11.31 %
7	Yoruba_L1	33,215	29,142	70 0.21 %	3,832 11.84 %	12,914 39.91 %	12,326 38.09%	3,211 9.92 %
8	Business Studies	135,219	120,934	255 0.19 %	14,091 10.60 %	57,182 43.05 %	49,406 37.19%	11,881 8.94 %
9	Christian Religious Studies	103,843	93,110	79 0.07 %	10,042 9.81 %	46,687 45.62 %	36,302 35.47%	9,208 8.99 %
10	Islamic Religious Studies	31,221	28,196	21 0.06 %	3,686 12.05 %	12,059 39.44 %	12,430 40.65%	2,378 7.77 %
11	Edo_L1	4,431	3,621	56 1.47 %	399 10.54 %	1,277 33.74 %	1,889 49.92%	163 4.30 %
12	Hausa_L2	19,395	15,830	0 0.00 %	1,100 6.13 %	9,533 53.12 %	5,197 28.96%	2,114 11.78 %
13	Igbo_L2	18,638	14,514	0 0.00 %	1,483 9.12 %	7,847 48.28 %	5,184 31.89%	1,739 10.69 %
14	Yoruba_L2	18,749	15,347	5 0.02 %	1,615 9.34 %	8,274 47.87 %	5,453 31.55%	1,935 11.19 %
15	Efik_L1	1,742	986	0 0.00 %	55 4.88 %	635 56.39 %	296 26.28%	140 12.43%
16	Ibibio_L1	2,738	2,023	0 0.00 %	209 9.30 %	1,003 44.67 %	811 36.12%	222 9.88 %
17	Cultural & Creative Arts	135,219	120,303	695 0.53 %	13,636 10.40 %	54,418 41.52 %	51,554 39.33%	10,757 8.20 %

18	Basic Science & Technology	135,219	122,849	508 0.37 %	13,361 9.98 %	57,673 43.10 %	51,307 38.34%	10,962 8.19 %
19	Pre- Vocational studies	135,219	120,851	149 0.11 %	12,874 9.63 %	61,685 46.17 %	46,143 34.53%	12,747 9.54 %
20	Religious & National Values	135,219	120,908	23 0.01 %	11,449 8.56 %	65,173 48.77 %	44,263 33.12%	12,711 9.51 %

Twenty (20) subjects were examined in the 2020 BECE. The Candidates' performance is categorized as Distinction (A&B), Credit(C), Pass (P) and Fail (F) grades. The candidates' performance in English Studies and Mathematics only are discussed.

From table 13(a), out of 121,185 candidates that sat for English Studies, 438 (0.32%) and 13,134 (9.82%) obtained distinctions at level A and B respectively. 60,067 (44.93%) candidates obtained credit, 47,546 (35.56%) candidates obtained pass and 12,492 (9.34%) failed. In Mathematics, out of 121,094 that sat for the examination, 362 (0.29%) and 15,328 (11.46%) candidates obtained distinctions at levels A and B respectively, while 54,723 (40.94%) candidates obtained credit, 50,678 (37.91%) candidates obtained pass and 12,561 (9.39%) candidates failed. The level of candidates' performance in English Studies and Mathematics are presented in Table 13b and chart (Fig 2) below, which shows that candidates performed better in English Studies than in Mathematics.

Table 11(b): A Comparative Analysis of Candidates' Performance in English Studies and Mathematics in 2020 BECE

S/N	SUBJECTS	NO OF CANDIDATES THAT SAT	GRADES				
			A	B	C	P	F
1	English Studies	121,185	438	13,134	60,067	47,546	12,492
2	Mathematics	121,094	363	15,328	54,723	50,678	12,561

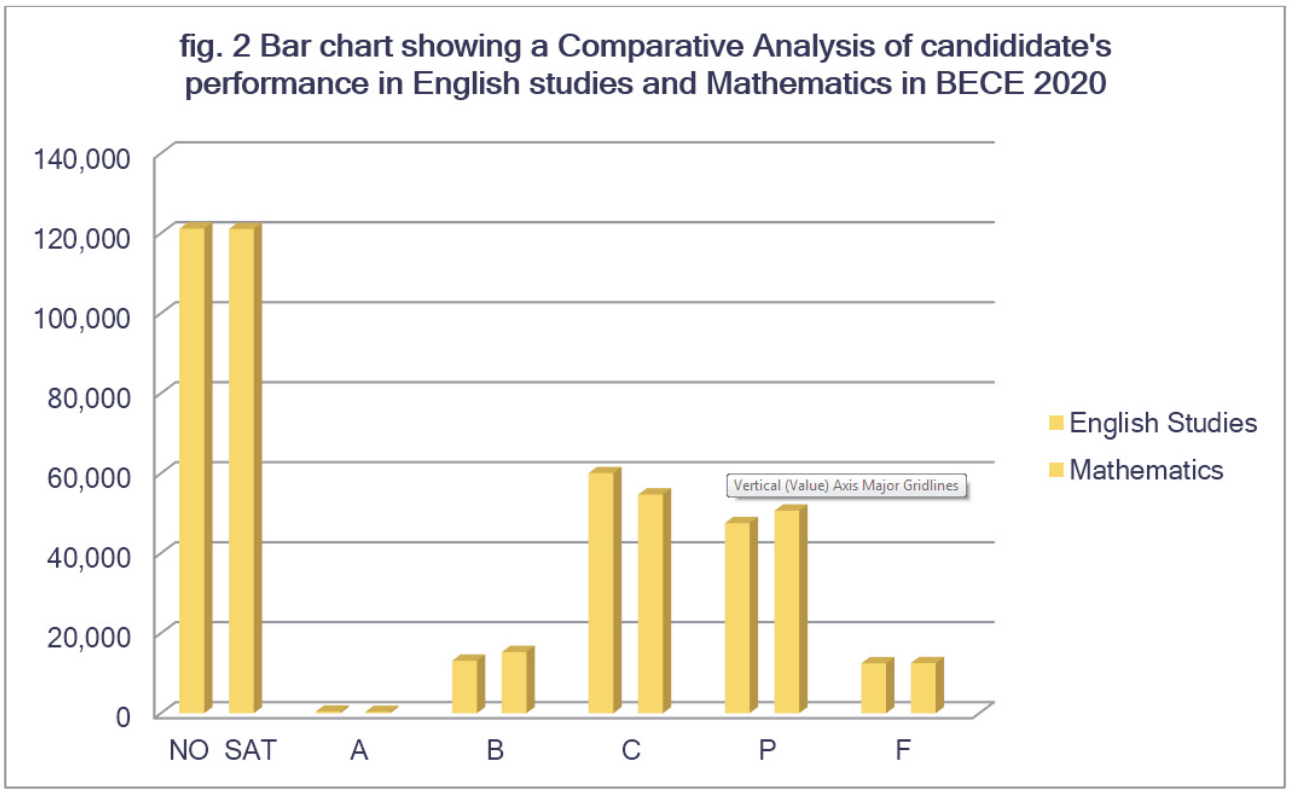

2.3.3 Analysis of Examination Malpractice Cases in 2020 BECE

Examination malpractice cases in 2020 BECE were analysed and presented in the following Tables and Figures:

Table 12: Total Number of Candidates Involved in Examination Malpractice by State in **2020** BECE

S/N	STATES	**NUMBER OF CANDIDATES**
1	ZAMFARA	02

Table 13: Level of Candidates Involvement in Examination Malpractice by Subjects

S/N	SUBJECT	**NUMBER OF CANDIDATES**
1	Mathematics	02

Table 14: Level of Candidates Involvement in Examination Malpractice by Subject and by State

S/N	SUBJECT	**NUMBER OF STATES INVOLVED**	**NUMBER OF CANDIDATES INVOLVED**
1	Mathematics	01	02

Highlights of Examination Malpractice in 2020 BECE are as follows:

- Two (2) candidates were involved in Examination Malpractice.
- One (1) state was involved in Examination Malpractice.
- Mathematics had two (2) candidates that were involved in Examination Malpractice.
- Zamfara State was the only state involved in Examination Malpractice in Mathematics.
- The two (2) candidates were sanctioned because of double scripts.

2.3 CONDUCT AND RELEASE OF 2020 SENIOR SCHOOL CERTIFICATE EXAMINATION (SSCE) INTERNAL RESULTS

The 2020 SSCE (Internal) commenced on 5th October, 2020 but was put on hold on the 22nd October, 2020, due to the EndSARS protest. The examination was rescheduled and taken between 9th and 28th November, 2020.

A total of *One Million, Two Hundred and Twenty-One Thousand, Four Hundred and Forty-Eight* (1,221,448) candidates registered for the Examination across the country including 4 foreign countries (Equatorial Guinea, Togo, Benin Republic and Niger Republic).

The number of centres that were used for the Examination was *Seventeen Thousand, Three Hundred and Twenty-Six* (17,326). These centres were grouped under *One Thousand, Three Hundred and Sixty-One* (1,361) Custodian Points, and were manned by *Seventeen Thousand, three hundred and Twenty-six* (17,326) Supervisors and *Nine hundred and Twenty* (920) Assistant Supervisors. Also engaged were *Two hundred and two* (202) Counting Officers and three hundred and fifty (350) Packaging Officers. The Custodian Points comprised of Banks, Police Stations, Sub-treasuries, Local Government Education Authorities, Emirs/District Heads' Palaces and NECO Offices nationwide.

To ensure smooth conduct of the Examination in the (36) States and the FCT, *thirty-seven* (37) Officers at Management cadre were appointed as Examination Administrators, While *One Thousand, Five Hundred and Fourteen* (1,514) Custodian Officers were posted to man the Custodian Points.

Three hundred and eighty-three (383) Daily Distributors, *five* (05) Boatmen and *one hundred and seventeen* (117) Accompanying Officers were also engaged in the conduct of the Examination.

The result was released on 13th January, 2021 and is online for candidates to access.

TABLE 15: MARKING ACTIVITIES AND DATES for 2020 SSCE (INT)

S/No	Examination	Preliminary Coordination	Main Marking	Grade Boundary Meeting	Award Committee Meeting	No. of Venues
1	2020 SSCE (INT)	30/11 – 3/12/2020	7 – 23/12/2020	5/01/2021	11/01/2021	153

Table 16: STATISTICS OF EXAMINERS BY VENUE IN 2020 SSCE INTERNAL

2020 SSCE (INTERNAL) MARKING EXERCISE

SUMMARY OF EXAMINERS PER VENUE

S/N	STATE	VENUE CODE	NAME OF VENUE	CE	EG I	EG II	EG III	TOTAL
1	ABIA	0101	Abayi Girls' Sec. School, Abayi, Aba	0	14	69	355	438
2		0102	Holy Rosary Sec Sch Umuahia	0	9	77	455	541
3		0103	Igbere Sec Sch, Igbere	0	7	27	147	181
4		**0104	Ngwa High School, Aba	0	7	46	238	291
5		**0105	Amuzuku Girls' Sec. Sch., Umuahia	0	12	42	237	291
6	ADAMAWA	0201	Gen Murtala Moh'd College, Yola	1	8	71	362	442
7		**0202	ASP (Main Campus), Yola	0	9	35	169	213
8	AKWA IBOM	0301	State College, Ikot Ekpene	0	2	70	363	435
9		0302	Comm Sec Sch, Ikot Okubo	0	8	48	238	294
10		0303	Government Sec Sch, Afaha Eket	0	13	57	305	375
11		0304	Community Comp Sec Sch, Fourtowns Uyo	1	11	66	330	408
12		**0305	State Sec. Commercial. Sch., Okop Eto, Ikot Ekpene	1	9	54	251	315
13		**0306	Uffot Ukwua Sec Sch	0	9	64	321	394
14	ANAMBRA	0401	Fed. Sci. Tech Coll., Awka	4	11	60	346	421
15		0402	Community Sec Sch, Oko	0	12	55	290	357
16		0403	Christ the King Coll., Onitsha	0	7	83	412	502
17		0404	Okongwu Mem Gram School, Nnewi	1	15	70	331	417
18		0405	DMGS Onitsha	1	6	57	282	346
19		**0406	Igwebuike Gramm. Sch., Awka	0	9	49	238	296
20	BAUCHI	0501	Fed Govt Girls' Coll, Bauchi	0	11	62	286	359
21		0502	Fed Govt Coll, Azare	0	4	56	256	316
22		**0503	Govt. Comp. Day Sec. Sch., Bauchi	0	12	71	361	444
23	BENUE	0601	Govt Sec Sch, Gboko	0	13	74	375	462
24		0602	Tilley Gyado Coll, N/Bank Makurdi	4	15	63	352	434
25		0603	Govt Model Sec Sch, Otukpo	1	15	65	325	406
26		0604	St Andrew's Sec Sch, Adikpo	0	13	39	215	267
27		**0605	Govt. Model Sec. Sch., Makurdi	0	8	47	251	306

28	BORNO	0702	Govt Senior Science Sec Sch, Biu	0	12	53	263	328
29	CROSS RIVER	0801	Hope Wadell Train. Inst., Calabar	0	11	67	341	419
30		0802	Fed. Govt. Coll, Ikom	0	6	25	141	172
31		**0803	St. Patrick's College, Ikot Ansa, Calabar	0	9	35	185	229
32	DELTA	0901	Asaba Girls' Gram Sch, Asaba	3	10	62	329	404
33		0902	Govt Coll, Ughelli	0	10	59	286	355
34		0903	Ogbemudein Model Sec Sch, Agbor	0	16	55	301	372
35		**0904	Asaba Mixed Sec. Sch., Asaba	0	14	85	444	543
36		**0905	Anglican Girls' Gramm. Sch., Ughelli	1	7	47	221	276
37	EDO	1001	Our Lady of Fatima Coll, Auchi	0	13	65	325	403
38		1002	Idia Coll, Benin City	0	9	62	297	368
39		1003	Western Boys' High School, Benin City	1	11	75	371	458
40		**1004	Ekhei Girls' Sec. Sch., Auchi	0	5	48	235	288
41		**1005	Emotan College, Benin City	1	1	50	218	270
42	ENUGU	1101	Day Sec Sch, I/Lout, Enugu	0	12	69	376	457
43		1102	Union Sec Sch, Enugu	0	15	82	430	527
44		1103	Anglican Sec Sch, Nsukka	2	16	111	416	545
45		1104	Com Sec Sch, Obollo-Afor	0	2	40	189	231
46		**1105	New L/Out Sec. Sch., Enugu	0	6	57	294	357
47		**1106	Model Sec. Sch., Nsukka	0	8	54	278	340
48	IMO	1201	Fed Govt Coll, Okigwe	1	8	32	157	198
49		1202	Township Comp Sec Sch, Amaifeke Orlu	0	12	74	367	453
50		1203	Govt Sec. Sch., Owerrii	1	12	35	196	244
51		1204	Emmanuel Coll, Owerri	0	8	56	277	341
52		1205	St Paticks Sec Sch, Ogbe Mbaise	0	9	52	280	341
53		**1206	City College, Okigwe	0	6	52	266	324
54		**1207	Imo Girls' College, Owerri	0	4	49	244	297
55		**1208	Owerri City School, Owerri	1	4	43	213	261
56	JIGAWA	1301	Govt Comm Sch, Dutse	0	15	68	359	442
57	KADUNA	1401	Queen Amina Coll, Kaduna	1	17	95	346	459
58		1402	Govt Coll Kagoro	0	15	79	400	494
59		1403	Al-Hud Huda Coll, Zaria	2	15	76	415	508
60		1404	Dem Sec Sch (ABU) Zaria	0	0	91	408	499
61		1405	Sadauna Mem Coll, Kaduna	2	12	80	399	493
62		**1406	Govt. Sec. Sch., Kakuri, Kaduna	0	8	58	284	350

63	KANO	1501	Rumfa Coll, Kano	1	9	81	383	474
64		1502	Sch of Arabic Studies, Kano	6	4	55	287	352
65		1503	Govt Sec Sch, Dala, Kano	0	15	86	444	545
66		1504	Govt Commercial Sec Sch, Wudil	0	15	61	334	410
67		1505	Govt Sec Sch, Bichi	0	16	47	283	346
68	KATSINA	1601	SUNCAIS Katsina	0	17	96	482	595
69		**1602	Dikko College, Katsina	0	5	49	236	290
70	KEBBI	1701	Govt Girls' Coll, Birnin Kebbi	0	15	80	411	506
71	KOGI	1801	Our Lady of Schools, Ayimgba	0	12	68	354	434
72		1802	St Augustine Coll, Kabba	0	17	81	396	494
73		1803	Bishop Delisie Coll, Lokoja	0	13	76	360	449
74		1804	FCE (DSS), Okene	0	14	68	350	432
75		**1805	Comm. Sec. Comm. Sch., Ayimgba	0	10	33	193	236
76	KWARA	1901	St Anthony Sec Sch, Ilorin	0	0	61	278	339
77		1902	Oyun Baptist High Sch, Ijagbo-Offa	1	11	60	303	375
78		1903	GSS Ilorin	3	10	68	375	456
79		**1904	Bishop Smith Mem. Coll., Ilorin	2	7	67	353	429
80		**1905	Offa Gramm. Sch., Offa	0	10	54	265	329
81		**1906	Cherubin and Seraphim Coll., Ilorin	0	4	43	218	265
82	LAGOS	2001	Ikeja Gram Sch, Ikeja	0	6	70	343	419
83		2002	Keke High School, Agege	1	7	73	370	451
84		2003	CDSS Maryland, Lagos	5	15	98	496	614
85		2004	Ajumoni Sec Sch, Mushin	0	12	83	422	517
86		2005	Ilupeju Gram Sch, Ilupeju	0	6	60	304	370
87		**2006	Bolade Snr Grammar School, Bolade, Oshodi	0	8	44	233	285
88		**2007	Estate Snr Grammar School, Ilupeju	2	8	49	261	320
89	NIGER	2101	GSS Minna	5	14	96	488	603
90		2102	ABSS, Minna	3	6	87	442	538
91		2103	Govt Coll, Bida	0	19	76	385	480
92		**2104	GDSS Tudun Wada, Tunga, Minna	2	5	76	406	489
93		**2105	Bosso Sec. Sch., Minna	2	3	71	353	429
94	OGUN	2201	Rev Kuti Mem Coll, Abeokuta	0	15	84	452	551
95		2202	Ijebu-Ode Gram Sch, I/Ode	1	14	68	355	438
96		2203	African Chur Gram Sch, Abeokuta	0	13	100	439	552
97		2204	Yewa Coll, Ilaro	0	16	75	389	480
98		**2205	Adeola Odutola Gramm. Sch., Ijebu-Ode	0	8	69	357	434

99	ONDO	2301	Oyemekun Grammar School, Akure	0	6	66	304	376
100		2302	Aquinas Coll., Akure	0	15	106	555	676
101		2303	Akoko Ang G/Sch., Ikare	0	16	86	422	524
102		2304	Ondo Boys High Sch, Ondo	0	14	75	412	501
103		2305	Stella Maris Coll., Okitipupa	0	13	83	426	522
104		**2306	Afr Chur Snr Gra Sch Akure	2	8	46	220	276
105		**2307	St. Joseph Gram Sch, Ondo	0	7	58	279	344
106	OSUN	2401	Oduduwa Coll., Ile-Ife	1	16	88	427	532
107		2402	Ilesa Gram Sch., Ilesa	1	13	69	441	524
108		2403	St Marks Gram Sch, Osogbo	1	10	68	346	425
109		2404	Osogbo High Sch., Osogbo	0	0	97	438	535
110		2405	Akinorun Gram. Sch., Ikirun	0	18	97	488	603
111		**2406	Seventh Day Adventist Grammar School, Ile-Ife	0	10	88	442	540
112		**2407	St Margaret Gram Sch, Ilesa	0	5	47	229	281
113		**2408	St. James Grammar School, Ayetoro, Osogbo	0	9	68	360	437
114	OYO	2501	Anglican Gram Sch., Oritamefa	2	9	65	333	409
115		2502	Loyola Col., Ibadan	0	1	109	483	593
116		2503	Islamic High Sch., Orita Bashorun, Ibadan	0	1	89	418	508
117		2504	Ogbomoso High Sch., Ogbomoso	0	13	107	543	663
118		2505	Ladigbolu Gram Sch., Oyo	0	9	85	376	470
119		2506	Baptist High Sch., Saki	0	5	74	343	422
120		2507	Iseyin District Gram Sch., Iseyin	1	14	61	291	367
121		2508	St Bernadine's Girls Gram Sch., Oyo	0	8	50	271	329
122		2509	Ori-Oke Community Gram Sch., Ogbomoso	1	11	82	424	518
123		2510	Irepo Gram Sch., Igboho	0	21	81	420	522
124		**2511	Methodist Girls' School, Bodija	0	4	60	318	382
125		**2512	Urban Day G/S, Old Ife Road, Ibadan	8	16	84	452	560
126		**2513	Bashorun Ojoo H/S, Bashorun, Ibadan	1	7	68	323	399
127		**2514	Olivet Baptist H/S, Oyo	2	8	74	378	462
128		**2515	Ansarudeen H/S, Saki	0	13	60	312	385
129		**2516	Muslim High School, Iseyin	0	5	47	248	300
130	PLATEAU	2601	St John's Coll., Jos	3	15	60	315	393
131		2602	Govt Sec Sch., Pankshin	0	13	58	262	333
132		**2603	St Murumba College, Jos	0	1	59	298	358
133	RIVERS	2701	Fed Govt Coll., P/Harcourt	0	15	80	400	495
134	SOKOTO	2801	SDUSS Sokoto	0	0	67	302	369
135		**2802	Nargata College, Sokoto	0	6	57	282	345

136	TARABA	2901	Govt Sci. Sec Sch., Jalingo	0	9	71	335	415
137		**2902	Govt. College, Jalingo	0	9	53	256	318
138	YOBE	3001	Govt Sci Tech Coll, Potiskum	0	16	82	394	492
139	FCT	3101	GSS Tudun Wada, Wuse 3, Abuja	0	20	95	467	582
140		3102	GSS Gwagwalada	0	11	59	273	343
141	BAYELSA	3201	St Jude's Girls Sec Sch, Yenegoa	0	17	61	322	400
142	EBONYI	3301	Holy Ghost Sec Sch., Abakaliki	0	11	56	289	356
143		3302	Govt College, Afikpo	0	16	68	353	437
144		**3303	EBSU Staff Secondary School, Abakaliki	0	10	49	255	314
145	EKITI	3401	Ola-Oluwa Muslim Gram Sch., Ado-Ekiti	0	10	77	362	449
146		3402	Ado Community High Sch., Ado-Ekiti	0	10	65	342	417
147		3403	St Mary's Girls Grammar Sch., Ikole-Ekiti	1	15	63	307	386
148		**3404	CAC Comprehensive High School, Ado-Ekiti	0	6	68	360	434
149	GOMBE	3501	Govt Arabic Coll., Gombe	0	21	98	509	628
150		3502	Govt Girls' Sci S/Sch, Kumo	0	15	46	208	269
151	NASARAWA	3601	Govt Sci Sec Sch., Lafia	0	13	61	327	401
152		**3602	Govt. Sec. Sch., M/Lafia	1	10	52	273	336
153	ZAMFARA	3701	Govt Girls' Arabic Sec Sch., Gusau	0	14	72	406	492
			TOTAL	89	1,574	10,146	51,061	62,870

A total of 11,362,424 scripts were marked by 89 CE; 1,574 EG I; 10,146 EG II; AND 51,061 EG III in 153 Marking Venues in the 36 States and FCT.

➢ **Statistics of the 2020 SSCE (Internal) Results**

The analysis of 2020 SSCE Internal results are presented as follows:

- Analysis of Candidates' Registration by State and Gender
- Analysis of Candidates' Registration by Geo-Political Zones and Gender.
- Analysis of Candidates' Performance at National and State levels using 5 Credits and above including Mathematics and English Language
- Analysis of Candidates' Performance at National and State levels using 5 Credits and above irrespective of Mathematics and English Language
- Analysis of Candidates' performance by Subject
- Analysis of Malpractice Cases by State
- Analysis of Malpractice Cases by Type
- Analysis of Malpractice cases by Subject

Table 17(a): Level of Candidates' Registration by State and Gender in 2020 SSCE (Internal)

S/No	State	No Registered	Male		Female	
			Reg	%	Reg	%
1	ABIA	9,489	4,562	48.07	4,927	51.92
2	ADAMAWA	38,726	21,884	56.50	16,842	43.49
3	AKWA-IBOM	23,479	10,773	45.88	12,706	54.11
4	ANAMBRA	25,988	11,205	43.11	14,783	56.88
5	BAUCHI	38,706	24,633	63.64	14,073	36.35
6	BENUE	45,913	25,364	55.24	20,549	44.75
7	BORNO	35,583	20,938	58.84	14,645	41.15
8	CROSS -	16,300	7,801	47.85	8,499	52.14
9	DELTA	23,855	11,433	47.92	12,422	52.07
10	EDO	23,836	11,316	47.47%	12,520	52.52
11	ENUGU	26,539	11,231	42.31%	15,308	57.68
12	IMO	23,803	10,951	46.00%	12,852	53.99
13	JIGAWA	30,390	20,822	68.51%	9,568	31.48
14	KADUNA	65,157	36,996	56.77%	28,161	43.22
15	KANO	103,296	60,714	58.77%	42,582	41.22
16	KATSINA	61,307	38,254	62.39%	23,053	37.60
17	KEBBI	28,904	18,643	64.49%	10,261	35.50
18	KOGI	30,649	17,136	55.91%	13,513	44.08
19	KWARA	27,155	14,056	51.76%	13,099	48.23
20	LAGOS	65,916	30,806	46.73%	35,110	53.26
21	NIGER	49,453	28,102	56.82%	21,351	43.17
22	OGUN	31,982	15,776	49.32%	16,206	50.67
23	ONDO	23,606	11,388	48.24%	12,218	51.75
24	OSUN	33,354	16,463	49.35%	16,891	50.64
25	OYO	60,031	29,176	48.60%	30,855	51.39
26	PLATEAU	34,351	18,038	52.51%	16,313	47.48
27	RIVERS	38,470	18,515	48.12%	19,955	51.87
28	SOKOTO	10,625	7,379	69.44%	3,246	30.55
29	TARABA	21,616	13,479	62.35%	8,137	37.64
30	YOBE	20,826	13,652	65.55%	7,174	34.44
31	FCT-ABUJA	25,627	11,607	45.29%	14,020	54.70
32	BAYELSA	7,307	3,711	50.78%	3,596	49.21
33	EBONYI	11,230	5,537	49.30%	5,693	50.69
34	EKITI	15,695	7,616	48.52%	8,079	51.47%
35	GOMBE	24,423	14,919	61.08%	9,504	38.91%
36	NASARAWA	39,603	22,037	55.64%	17,566	44.35%
37	ZAMFARA	28,142	18,833	66.92%	9,309	33.07%
38	BENIN REPUBLIC	29	20	68.96%	9	31.03%
39	EQUATORIAL GUINEA	22	9	40.90%	13	59.09%
40	NIGER	60	50	83.33%	10	16.66%
41	TOGO	5	1	20.00%	4	80.00%
Nation al:		**1,221,448**	**665,826**	**54.51%**	**555,622**	**45.49%**

Table 19(a) Shows that a total of 1,221,448 candidates enrolled for 2020 SSCE (Internal), comprising of 665,826 (54.51%) males and 555,622 (45.48%) females. The states with the highest enrolment figures are Kano (103,296), Lagos (65,916) and Kaduna (65,157) States. While states with the least enrolment are Bayelsa (7,307), Abia (9,489) and Sokoto (10,625) States.

States with the highest male registration are Kano (60,714), Katsina (38,254) and Kaduna (36,996) States, while the States with the least male registration are Bayelsa (3,711), Abia (4,562) and Ebonyi (5,537). Similarly, in the female category, States with the highest registration are Kano (42,582), Lagos (35,110) and Oyo (30,855), while the States with the least candidates' enrolment are Sokoto (3,246), Bayelsa (3,596) and Abia (4,927).

In summary, the percentage of male candidates' enrolment for 2020 SSCE (Internal) (54.51%) surpasses that of their female counterparts (45.48%) by a margin of 9.03%.

Fig. 3 : Bar Chart Showing Candidates' Enrolment in 2020 SSCE Internal by State

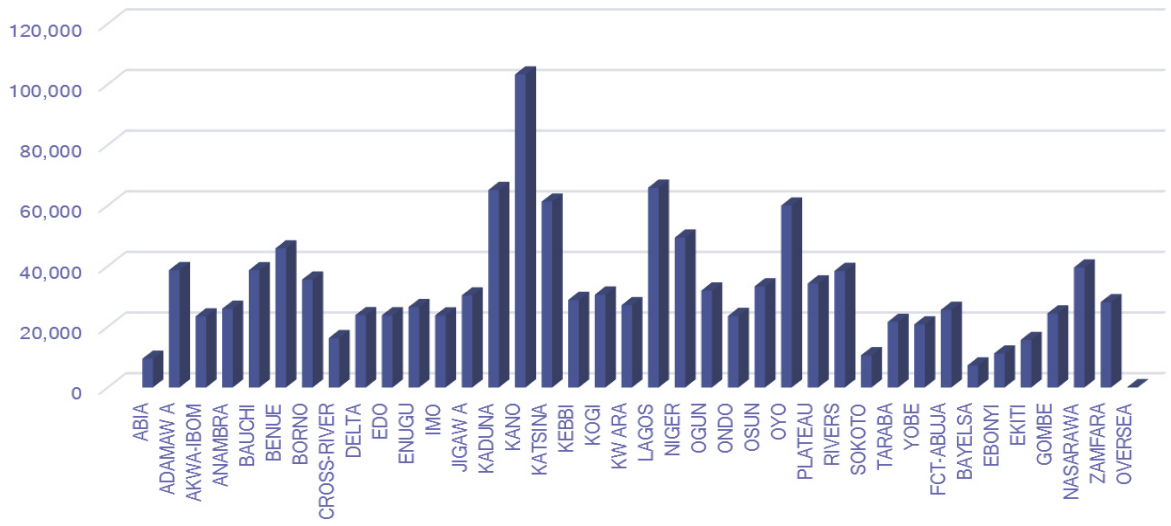

Fig. 4 Bar Chart showing Candidates' enrolment in 2020 SSCE Internal by State and Gender

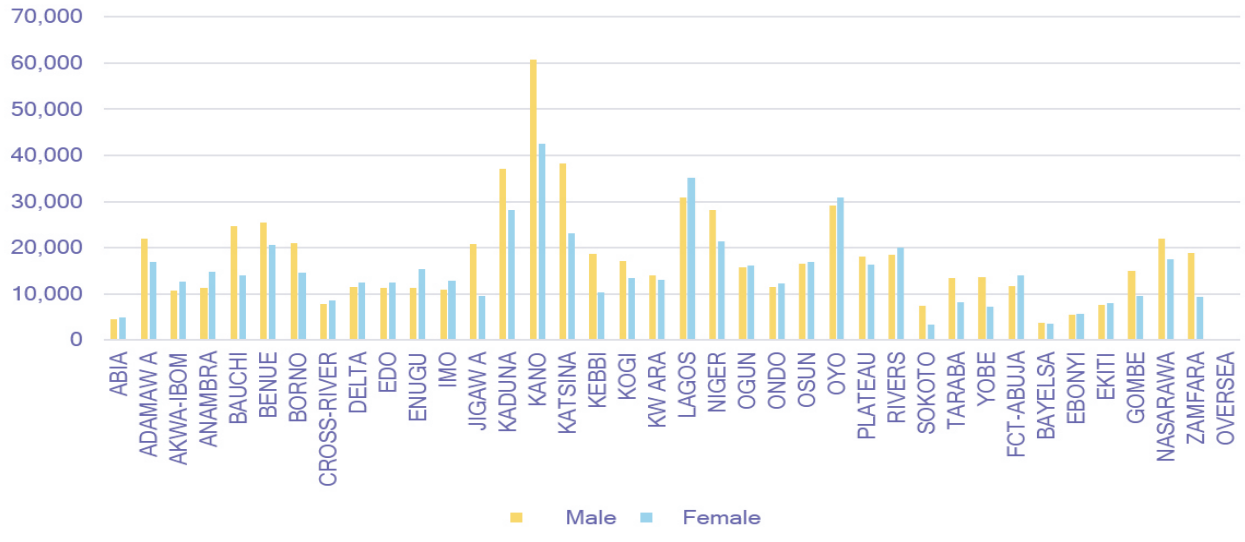

2.4.1 Candidates' Registration by Geo- Political Zones and Gender in 2020 SSCE (Internal)

The details of Candidates' enrolment by Geo-Political Zone and Gender in 2020 SSCE (Internal) are presented as follows

Table 17b(i): **SOUTH-EAST ZONE**

SOUTH-EAST						
S/No	State	No Registered	Male		Female	
			Reg	%	Reg	%
1	ABIA	9,489	4,562	48.07%	4,927	51.92%
2	ANAMBRA	25,988	11,205	43.11%	14,783	56.88%
3	ENUGU	26,539	11,231	42.31%	15,308	57.68%
4	IMO	23,803	10,951	46.00%	12,852	53.99%
5	EBONYI	11,230	5,537	49.30%	5,693	50.69%
TOTAL		97,049	43,486	44.81%	53,563	55.19%

Table 17b(ii) **SOUTH-WEST ZONE**

SOUTH-WEST						
S/No	State	No Registered	Male		Female	
			Reg	%	Reg	%
1	LAGOS	65,916	30,806	46.73%	35,110	53.26%
2	OGUN	31,982	15,776	49.32%	16,206	50.67%
3	ONDO	23,606	11,388	48.24%	12,218	51.75%
4	OSUN	33,354	16,463	49.35%	16,891	50.64%
5	OYO	60,031	29,176	48.60%	30,855	51.39%
6	EKITI	15,695	7,616	48.52%	8,079	51.47%
TOTAL		230,584	111,225	48.24%	119,359	51.76%

Table 17b(iii) **SOUTH-SOUTH ZONE**

SOUTH-SOUTH						
S/No	State	No Registered	Male		Female	
			Reg	%	Reg	%
1	AKWA-IBOM	23,479	10,773	45.88%	12,706	54.11
2	CROSS -RIVER	16,300	7,801	47.85%	8,499	52.14
3	DELTA	23,855	11,433	47.92%	12,422	52.07
4	EDO	23,836	11,316	47.47%	12,520	52.52%
5	RIVERS	38,470	18,515	48.12%	19,955	51.87%
6	BAYELSA	7,307	3,711	50.78%	3,596	49.21%
	TOTAL	133,247	63,549	47.69%	69,698	52.31%

Table 17b(iv) **NORTH-CENTRAL ZONE**

NORTH-CENTRAL						
S/No	State	No Registered	Male		Female	
			Reg	%	Reg	%
1	BENUE	45,913	25,364	55.24%	20,549	44.75
2	KOGI	30,649	17,136	55.91%	13,513	44.08%
3	KWARA	27,155	14,056	51.76%	13,099	48.23%
4	NIGER	49,453	28,102	56.82%	21,351	43.17%
5	PLATEAU	34,351	18,038	52.51%	16,313	47.48%
6	NASARAWA	39,603	22,037	55.64%	17,566	44.35%
7	FCT-ABUJA	25,627	11,607	45.29%	14,020	54.70%
	TOTAL	252,751	136,340	53.94%	116,411	46.06%

Table 17b(v) **NORTH-EAST ZONE**

NORTH-EAST						
S/No	State	No Registered	Male		Female	
			Reg	%	Reg	%
1	ADAMAWA	38,726	21,884	56.50%	16,842	43.49
2	BAUCHI	38,706	24,633	63.64%	14,073	36.35
3	BORNO	35,583	20,938	58.84%	14,645	41.15
4	TARABA	21,616	13,479	62.35%	8,137	37.64%
5	YOBE	20,826	13,652	65.55%	7,174	34.44%
6	GOMBE	24,423	14,919	61.08%	9,504	38.91%
	TOTAL	179,880	109,505	60.88%	70,375	39.12%

Table 17b(vi) **NORTH-WEST ZONE**

NORTH-WEST						
S/No	State	No Registered	Male		Female	
			Reg	%	Reg	%
1	JIGAWA	30,390	20,822	68.51%	9,568	31.48%
2	KADUNA	65,157	36,996	56.77%	28,161	43.22%
3	KANO	103,296	60,714	58.77%	42,582	41.22%
4	KATSINA	61,307	38,254	62.39%	23,053	37.60%
5	KEBBI	28,904	18,643	64.49%	10,261	35.50%
6	SOKOTO	10,625	7,379	69.44%	3,246	30.55%
7	ZAMFARA	28,142	18,833	66.92%	9,309	33.07%
	TOTAL	327,821	201,641	61.51%	126,180	38.49%

Table 17b(vii) **OVERSEAS**

OVERSEAS						
S/No	Country	No Registered	Male		Female	
			Reg	%	Reg	%
1	BENIN	29	20	68.96%	9	31.03%
2	EQUATORIAL GUINEA	22	9	40.90%	13	59.09%
3	NIGER	60	50	83.33%	10	16.66%
4	TOGO	5	1	20.00%	4	80.00%
	TOTAL	116	80	68.97	36	31.03%

Table 17c: SUMMARY of the 2020 SSCE (Internal) Enrolment in the Six GEO-POLITICAL ZONES/OVERSEAS by Gender

S/No	Zone	No Registered	Male		Female	
			Reg	%	Reg	%
1	SOUTH-EAST	97,049	43,48	44.81%	53,563	55.19%
2	SOUTH-WEST	230,584	111,225	48.24%	119,359	51.76%
3	SOUTH-SOUTH	133,247	63,549	47.69%	69,698	52.31%
4	NORTH- CENTRAL	252,751	136,340	53.94%	116,411	46.06%
5	NORTH-EAST	179,880	109,505	60.88%	70,375	39.12%
6	NORTH-WEST	327,821	201,641	61.51%	126,180	38.49%
7	OVERSEAS	116	80	68.97	36	31.03
	TOTAL	1,221,448	665,826	54.51%	555,622	45.49%

Fig 5: Bar Chart Showing Candidates' Enrolment In 2020 SSCE Internal by Geo-political Zone and by Gender

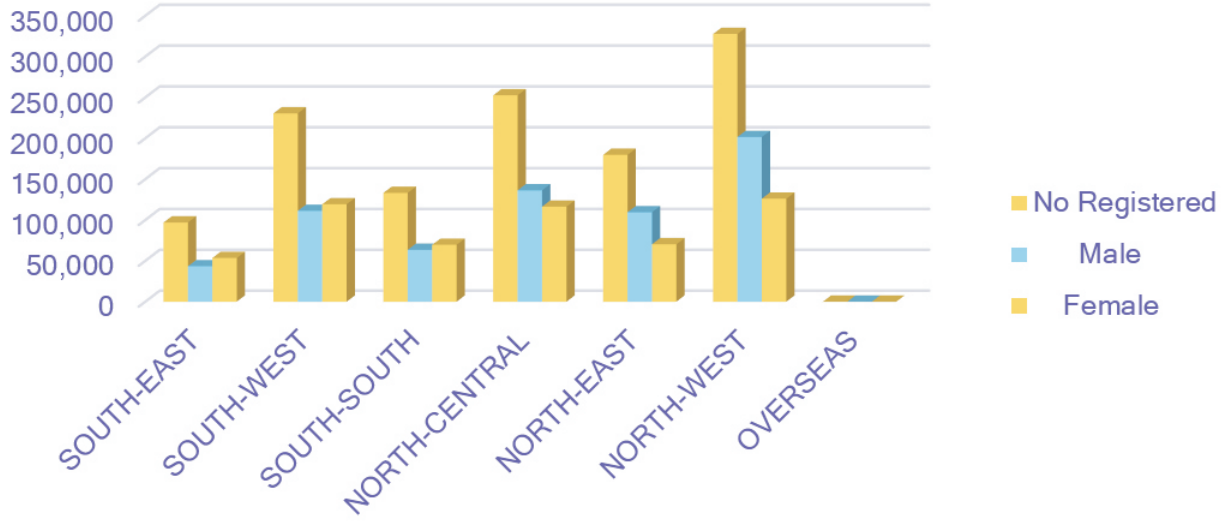

Figure 6: LEVEL OF 2020 SSCE (I) ENROLMENT BY GEO-POLITICAL ZONE

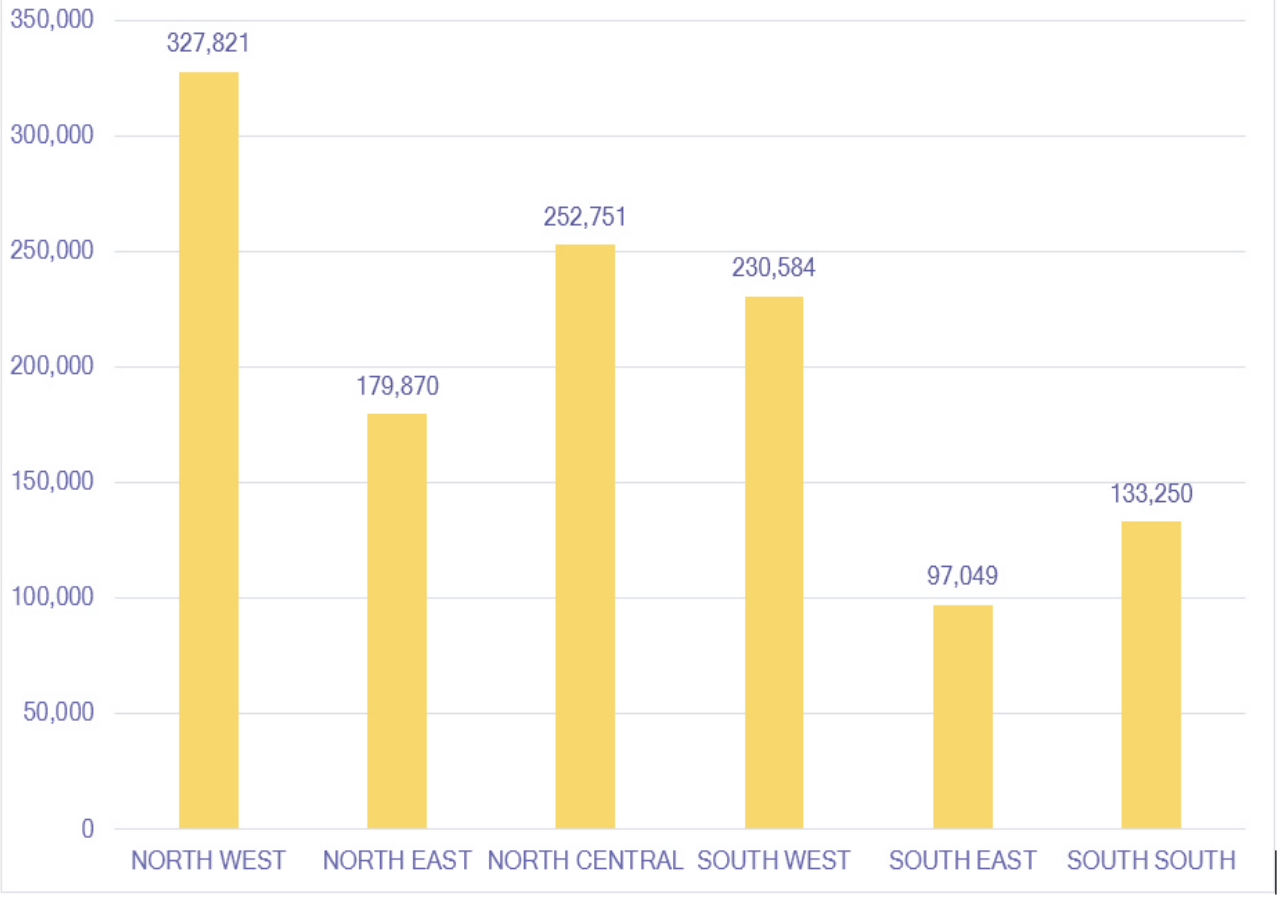

Figures 5 and 6 above respectively show that North-West has the highest number of candidates' registration in 2020 SSCE Internal, while the South-East Zone has the least. It also indicates that female candidates' registration was higher than the male candidates in the Southern part of the country than in the Northern part in 2020 SSCE Internal.

2.4.2 Analysis of Candidates' Performance in 2020 SSCE (Internal)

Table 18: Level of Candidates' Performance (5 Credits and Above Including Mathematics and English Language) by States in 2020 SSCE (Internal)

State Code	State	No. of Candidates Registered	No. of Candidates Sat	No. of Candidates with 5 Credits and Above including Mathematics and English Language	Percentage
001	ABIA	9,489	9,428	7,382	78.29 %
002	ADAMAWA	38,726	38,011	26,759	70.39 %
003	AKWA-IBOM	23,479	23,196	17,135	73.87 %
004	ANAMBRA	25,988	25,558	19,961	78.10 %
005	BAUCHI	38,706	38,660	28,200	72.94 %
006	BENUE	45,913	45,820	37,602	82.06 %
007	BORNO	35,583	35,463	22,742	64.12 %
008	CROSS-RIVER	16,300	16,157	12,916	79.94 %
009	DELTA	23,855	23,440	18,592	79.31 %
010	EDO	23,836	23,830	18,799	78.88 %
011	ENUGU	26,539	26,079	18,984	72.79 %
012	IMO	23,803	23,433	18,208	77.70 %
013	JIGAWA	30,390	30,370	17,609	57.98 %
014	KADUNA	65,157	64,814	48,722	75.17 %
015	KANO	103,296	103,189	63,796	61.82 %
016	KATSINA	61,307	61,119	39,649	64.87 %
017	KEBBI	28,904	28,682	22,394	78.07 %
018	KOGI	30,649	30,587	26,271	85.88 %
019	KWARA	27,155	27,096	18,659	68.86 %
020	LAGOS	65,916	65,887	55,547	84.30 %
021	NIGER	49,453	48,918	34,626	70.78 %
022	OGUN	31,982	31,900	26,739	83.82 %
023	ONDO	23,606	23,604	18,846	79.84 %
024	OSUN	33,354	33,334	27,088	81.26 %
025	OYO	60,031	59,975	48,624	81.07 %
026	PLATEAU	34,351	34,305	26,921	78.47 %
027	RIVERS	38,470	33,191	20,743	62.49 %
028	SOKOTO	10,625	10,344	6,222	60.15 %
029	TARABA	21,616	21,591	17,780	82.34 %
030	YOBE	20,826	20,801	13,396	64.40 %
031	FCT-ABUJA	25,627	25,195	18,541	73.59 %
032	BAYELSA	7,307	7,174	5,962	83.10 %
033	EBONYI	11,230	11,092	8,965	80.82 %
034	EKITI	15,695	15,694	13,528	86.19 %
035	GOMBE	24,423	24,387	18,096	74.20 %
036	NASARAWA	39,603	39,413	32,829	83.29 %
037	ZAMFARA	28,142	28,071	15,166	54.02 %
050	OVERSEAS	116	114	102	89.47%
SUMMARY:		**1,221,448**	**1,209,922**	**894,101**	**73.89%**

Table 18 shows that a total of 894,101 candidates representing 73.89% of candidates at the National level obtained 5 credits and above including Mathematics and English Language.
At the State level, candidates from Ekiti (86.19%), Kogi (85.88%), Lagos (84.30%), Ogun (83.82%) and Nasarawa (83.29%) States came on top of the 36 States and FCT, while Sokoto (60.15%), Jigawa (57.98%) and Zamfara (54.02%) States had the lowest performance.
It is also worthy to note that 89.47% of overseas candidates obtained 5 credits and above including Mathematics and English Language.

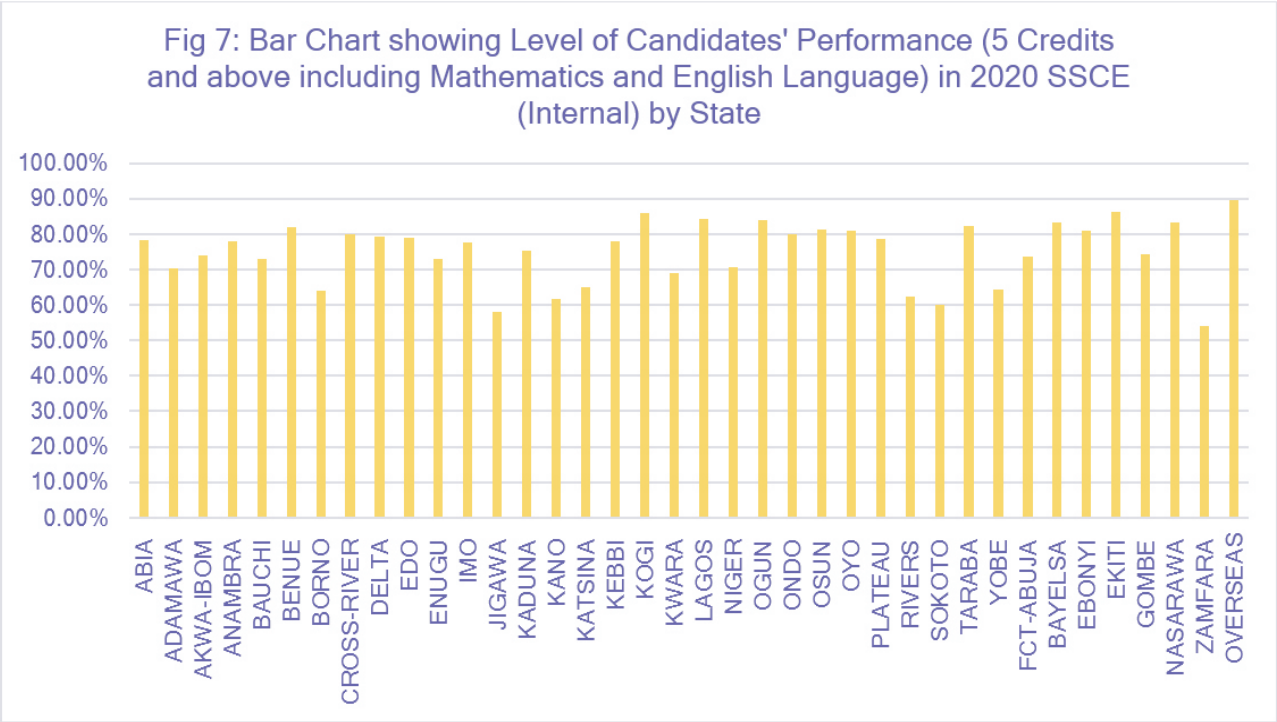

Table 19: *A Comparative Analysis of Candidates' Performance (5 Credits and above including Mathematics and English Language) in 2019 and 2020 SSCE (Internal) Respectively*

Year	No. That Sat	No. of Candidates with 5 Credits and Above Including Mathematics and English Language	
2019	1,158,946	829,787	71.59%
2020	1,209,922	894,101	73.89%
Percentage Increase			**2.3%**

The above analysis indicates that there was an increase of 2.3% in the number of candidates that obtained 5 credits and above including Mathematics and English Language in 2020 SSCE (Internal) as against that of 2019.

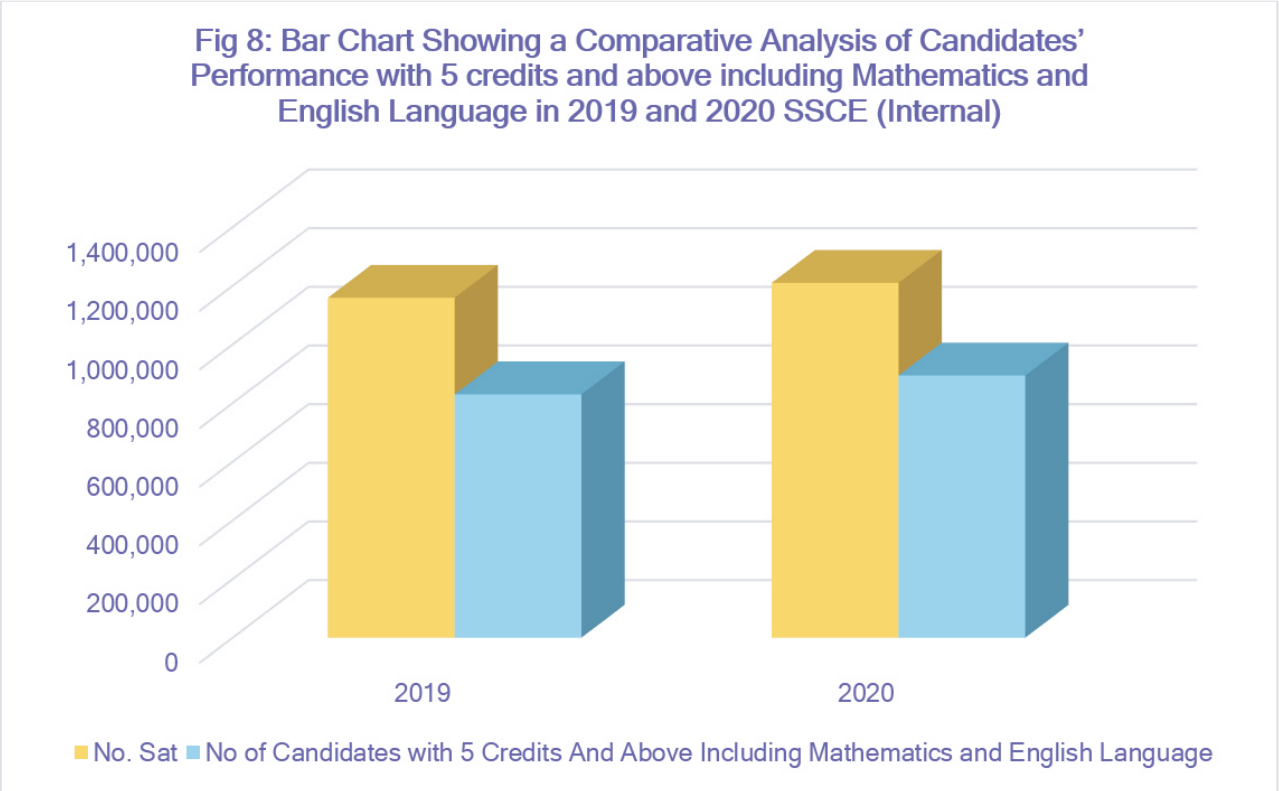

Table 20: Level of Candidates' Performance (5 Credits and Above Irrespective of Mathematics and English Language) by State in 2020 SSCE Internal

The details of candidates' performance at National and States levels with 5 credits and above irrespective of Mathematics and English Language in 2020 SSCE (Internal) are presented in the table below.

State Code	State	No. of Candidates Registered	No. of Candidates Sat	No. of Candidates with 5 Credits and Above Irrespective of Mathematics and English Language	Percentage
001	ABIA	9,489	9,428	8,259	87.60%
002	ADAMAWA	38,726	38,011	33,836	89.01%
003	AKWA-IBOM	23,479	23,196	21,166	91.24%
004	ANAMBRA	25,988	25,558	23,238	90.92%
005	BAUCHI	38,706	38,660	36,622	94.72%
006	BENUE	45,913	45,820	44,113	96.27%
007	BORNO	35,583	35,463	32,767	92.39%
008	CROSS-RIVER	16,300	16,157	15,105	93.48%
009	DELTA	23,855	23,440	21,106	90.04%
010	EDO	23,836	23,830	20,821	87.37%

011	ENUGU	26,539	26,079	22,394	85.86%
012	IMO	23,803	23,433	20,092	85.74%
013	JIGAWA	30,390	30,370	27,524	90.62%
014	KADUNA	65,157	64,814	60,984	94.09%
015	KANO	103,296	103,189	94,111	91.20%
016	KATSINA	61,307	61,119	56,106	91.79%
017	KEBBI	28,904	28,682	26,764	93.31%
018	KOGI	30,649	30,587	29,739	97.22%
019	KWARA	27,155	27,096	24,822	91.60%
020	LAGOS	65,916	65,887	59,739	90.66%
021	NIGER	49,453	48,918	44,353	90.66%
022	OGUN	31,982	31,900	29,633	92.89%
023	ONDO	23,606	23,604	21,800	92.35%
024	OSUN	33,354	33,334	31,905	95.71%
025	OYO	60,031	59,975	57,858	96.47%
026	PLATEAU	34,351	34,305	33,170	96.69%
027	RIVERS	38,470	33,191	24,840	74.83%
028	SOKOTO	10,625	10,344	8,575	82.89%
029	TARABA	21,616	21,591	20,863	96.62%
030	YOBE	20,826	20,801	19,164	92.13%
031	FCT-ABUJA	25,627	25,195	23,007	91.31%
032	BAYELSA	7,307	7,174	6,712	93.56%
033	EBONYI	11,230	11,092	10,234	92.26%
034	EKITI	15,695	15,694	14,884	94.83%
035	GOMBE	24,423	24,387	23,393	95.92%
036	NASARAWA	39,603	39,413	37,887	96.12%
037	ZAMFARA	28,142	28,071	24,344	86.72%
050	OVERSEAS	116	114	111	97.37%
SUMMARY:		1,221,448	**1,158,946**	1,112,041	**91.91%**

Table 20 above shows that a total of 1,112,041 candidates, representing 91.91% of candidates that sat for the 2020 SSCE Internal at the National level had 5 credits and above irrespective of Mathematics and English Language. At the States level, Kogi (97.22%), Plateau (96.69%), Taraba (96.62%), Oyo (96.47%) and Benue (96.27%) States topped the list of states whose

candidates obtained 5 credits and above, while Rivers (74.83%), Sokoto (82.89%) and Imo (85.74%) States had the lowest performance and 97.37% of Overseas candidates had 5 credits and above.

Analysis of Candidates' Performance by Subjects

The performance of candidates in 2020 SSCE (Internal) was analysed across the 76 subjects taken by the candidates. The performance is reported under four broad categories and levels as follows: Distinction level (A_1-B_3), Credit level (C_4-C_6), Pass level (D_7-E_8) and Fail level (F_9). It is presented thus in table 23 shown below:

Table 21: Candidates' Performance by Subject in 2020 SSCE (Internal)

Subject	No of Candidates Registered	No of Candidates Sat	Distinction (A1-B3)	Credit (C4-C6)	Pass (D7-E8)	Fail
English Language	1,221,448	1,177,171	75,804 6.44%	897,527 76.24%	187,206 15.90%	11,358 0.96%
Mathematics	1,221,448	1,176,790	129,335 10.99%	930,765 79.09%	83,260 7.08%	28,973 2.46%
Civic Education	1,221,448	1,156,890	248,425 21.47%	788,032 68.12%	93,032 8.04%	23,460 2.03%
Biology	841,930	806,831	90,365 11.20%	626,514 77.65%	66,847 8.29%	21,035 2.61%
Chemistry	479,061	470,313	42,505 9.04%	347,310 73.85%	56,150 11.94%	23,609 5.02%
Physics	611,188	585,441	64,875 11.08%	459,282 78.45%	47,739 8.15%	11,792 2.01%
Further Mathematics	28,678	27,308	808 2.96%	20,089 73.56%	5,507 20.17%	852 3.12%
Health Education	9,598	8,591	985 11.47%	6,562 76.38%	940 10.94%	98 1.14%
Agricultural Science	403,098	386,909	90,481 23.39%	284,498 73.53%	7,085 1.83%	2,060 0.53%
Physical Education	5,823	5,609	1,518 27.06%	3,526 62.86%	543 9.68%	19 0.34%
Computer Studies	125,545	117,012	76,935 65.75%	36,465 31.16%	2,534 2.17%	888 0.76%
Technical Drawing	12,558	11,929	1,360 11.40%	7,992 67.00%	2,258 18.93%	319 2.67%
Metal Work	1,108	987	217 21.99%	616 62.41%	139 14.08%	15 1.52%
Basic Electricity	1,900	1,744	240 13.76%	1,116 63.99%	257 14.74%	131 7.51%
Electronics	310	174	44 25.29%	99 56.90%	24 13.79%	7 4.02%
Auto Mechanics	220	204	108 52.94%	79 38.73%	17 8.33%	0 0.00%

Building Construction	635	597	107 17.92%	433 72.53%	49 8.21%	8 1.34%
Wood Work	615	551	250 45.37%	237 43.01%	33 5.99%	13 2.36%
Home Management	11,046	10,540	5,145 48.81%	5,363 50.88%	32 0.30%	0 0.00%
Food & Nutrition	16,623	15,445	3,625 23.47%	11,106 71.91%	676 4.38%	33 0.21%
Christian Religious Studies	285,776	264,927	23,923 9.03%	217,803 82.21%	18,678 7.05%	4,178 1.58%
Islamic Studies	429,995	416,608	83,995 20.16%	291,659 70.01%	30,908 7.42%	8,284 1.99%
Visual Art	3,861	3,371	1,667 49.45%	1,628 48.29%	73 2.17%	3 0.09%
Music	156	136	44 32.35%	86 63.24%	4 2.94%	2 1.47%
History	20,653	18,844	3,620 19.21%	12,879 68.35%	1,914 10.16%	173 0.92%
Geography	410,991	394,563	147,459 37.37%	192,227 48.72%	39,159 9.92%	13,945 3.53%
Government	503,765	475,696	160,659 33.77%	241,070 50.68%	55,543 11.68%	17,339 3.64%
Economics	681,939	656,401	140,992 21.48%	327,492 49.89%	154,813 23.59%	31,333 4.77%
Literature in English	288,583	273,372	42,855 15.68%	222,078 81.24%	7,044 2.58%	321 0.12%
French	4,057	3,745	1,535 40.99%	1,896 50.63%	303 8.09%	9 0.24%
Arabic	16,507	15,974	775 4.85%	10,594 66.32%	3,749 23.47%	842 5.27%
Hausa	192,881	184,670	47,182 25.55%	117,012 63.36%	17,051 9.23%	3,265 1.77%
Igbo	69,345	66,598	18,286 27.46%	42,038 63.12%	5,511 8.28%	718 1.08%
Yoruba	106,317	103,506	32,974 31.86%	66,962 64.69%	3,100 2.99%	426 0.41%
Edo	23	14	10 71.43%	3 21.43%	1 7.14%	0 0.00%
Efik	25	24	6 25.00%	16 66.67%	2 8.33%	0 0.00%
Ibibio	113	104	9 8.65%	71 68.27%	23 22.12%	1 0.96%
Stores Management	957	869	78 8.98%	621 71.46%	162 18.64%	8 0.92%
Financial Accounting	105,471	100,044	19,409 19.40%	70,399 70.37%	9,463 9.46%	601 0.60%

Commerce	114,255	108,224	8,060 7.45%	74,948 69.25%	23,124 21.37%	1,911 1.77%
Office Practice	10,779	10,239	3,296 32.19%	5,853 57.16%	811 7.92%	277 2.71%
Insurance	1,900	1,815	283 15.59%	1,418 78.13%	69 3.80%	44 2.42%
Auto Body Rep & Spray Paintn.	68	67	14 20.90%	48 71.64%	4 5.97%	1 1.49%
Auto Electrical Work	26	24	9 37.50%	15 62.50%	0 0.00%	0 0.00%
Auto Mechanical Works	1,464	1,401	225 16.06%	1,096 78.23%	80 5.71%	0 0.00%
Auto Parts Merchandising	9	7	2 28.57%	5 71.43%	0 0.00%	0 0.00%
Air cond. & Refrigeration	43	42	21 50.00%	19 45.24%	1 2.38%	1 2.38%
Weld. & Fab. Engr Craft prct	723	698	163 23.35%	465 66.62%	68 9.74%	2 0.29%
Elect. Install. Maint. Work	5,953	5,821	565 9.71%	3,556 61.09%	1,292 22.20%	407 6.99%
Radio, TV & Elect. Work	730	675	155 22.96%	475 70.37%	38 5.63%	7 1.04%
Blk Lay. Brick L. & Conc.	1,839	1,818	699 38.45%	981 53.96%	105 5.78%	33 1.82%
Painting & Decorating	2,751	2,600	1,397 53.73%	923 35.50%	267 10.27%	13 0.50%
Plumbing & Pipefitting	152	149	42 28.19%	91 61.07%	16 10.74%	0 0.00%
Machine Woodworking	62	61	26 42.62%	26 42.62%	7 11.48%	2 3.28%
Carpentry and Joinery	922	902	243 26.94%	553 61.31%	94 10.42%	12 1.33%
Furniture Making	247	238	123 51.68%	84 35.29%	30 12.61%	1 0.42%
Upholstery	48	48	13 27.08%	26 54.17%	8 16.67%	1 2.08%
Catering Craft Practice	55,638	52,847	27,664 52.35%	24,210 45.81%	851 1.61%	113 0.21%
Garment Making	4,602	4,309	1,879 43.61%	2,334 54.17%	94 2.18%	1 0.02%
Clothing & Textiles	88	85	36 42.35%	47 55.29%	0 0.00%	2 2.35%
Dyeing and Bleaching	11,072	10,061	2,201 21.88%	5,763 57.28%	2,092 20.79%	3 0.03%
Printing Craft Practice	73	69	31 44.93%	35 50.72%	3 4.35%	0 0.00%

Cosmetology	1,865	1,776	598 33.67%	1,100 61.94%	78 4.39%	0 0.00%
Photography	1,731	1,612	410 25.43%	1,026 63.65%	176 10.92%	0 0.00%
Mining	8	2	1 50.00%	1 50.00%	0 0.00%	0 0.00%
Tourism	21,924	20,544	6,724 32.73%	11,890 57.88%	1,826 8.89%	103 0.50%
Leather Goods Man. & Rep.	1,890	1,886	556 29.48%	979 51.91%	346 18.35%	5 0.27%
Stenography	11	9	8 88.89%	0 0.00%	0 0.00%	1 11.11%
Data Processing	105,296	96,143	67,034 69.72%	23,387 24.33%	4,554 4.74%	859 0.89%
Store Keeping	1,084	1,031	220 21.34%	723 70.13%	74 7.18%	13 1.26%
Book Keeping	41,293	36,921	2,425 6.57%	30,295 82.05%	3,725 10.09%	433 1.17%
GSM Maintenance & Repair	467	448	93 20.76%	295 65.85%	44 9.82%	16 3.57%
Animal Husbandry	350,445	349,288	92,592 26.51%	240,116 68.74%	13,382 3.83%	2,458 0.70%
Fisheries	59,225	55,913	29,278 52.36%	24,939 44.60%	1,512 2.70%	68 0.12%
Marketing	548,628	513,750	100,431 19.55%	352,363 68.59%	46,052 8.96%	12,773 2.49%
Salesmanship	2,705	2,488	517 20.78%	1,595 64.11%	354 14.23%	22 0.88%

Table 21 shows the level of candidates' performance by subject expressed at Distinction (A_1-B_3), Credit (C_4-C_6), Pass (D_7, E_8) and Fail (F_9). At a glance, the candidates' performance by subject shows that out of 1,177,171 candidates that sat for English Language, 75,804 representing 6.44% obtained Distinction, 897,527 representing 76.24% obtained Credit, while 187,206 representing 15.90% obtained Pass and 11,358 representing 0.96% failed. In Mathematics, 1,176,790 candidates sat for the subject out of which 129,335 (10.99%) had Distinction, 930,765 (79.09%) had Credit and 83,260 (7.08%) had Pass, while 28,973 (2.46%) failed. More so, out of 1,156,890 candidates that sat for Civic Education, 248,425 (21.47%) had Distinction, 788,032 (68.12%) had Credit, 93,032 (8.04%) had Pass while 23,460 (2.03%) failed. In Biology, out of 806,831 candidates that sat for the examination, 90,365 (11.20%), 626,514 (77.65%) and 66,847 (8.29%) obtained Distinction, Credit and Pass respectively. Similarly, out of 11,929 candidates

that sat for Technical Drawing, 1,360 (11.40%) passed at Distinction, 7,992 (67.00%) at Credit and 2,258 (18.93%) at Pass levels while in Economics, 656,401 candidates sat for the examination, out of which 140,992 (21.48%) passed at Distinction, 327,492 (48.89%) at Credit and 154,813 (23.59%) at Pass level. Also, in Financial Accounting, 100,044 candidates sat for the examination, out of which 19,409 (19.40%) passed at Distinction, 70,399 (70.37%) at Credit and 9,463 (9.46%) at Pass level, and in Marketing, 513,750 candidates sat for the examination out of which 100,431 (19.55%), 352,363 (68.59%) and 46,052 (8.96%) had Distinction, Credit and Pass respectively.

2.4.3 Analysis of Examination Malpractice Cases in 2020 SSCE (Internal)

The analysis of the level of examination malpractice cases in 2020 SSCE (Internal) was carried out and presented by States and Type in the tables below.

Table 22: Level of Examination Malpractice at Whole Centre Cases by States in 2020 SSCE (Internal)

S/No.	State	Total Number of Schools Involved	S/No.	State	Total Number of Schools Involved
1.	ABIA	0	20.	LAGOS	0
2.	ADAMAWA	6	21.	NIGER	3
3.	AKWA–IBOM	1	22.	OGUN	8
4.	ANAMBRA	0	23.	ONDO	0
5.	BAUCHI	14	24.	OSUN	4
6.	BENUE	8	25.	OYO	0
7.	BORNO	2	26.	PLATEAU	10
8.	CROSS RIVER	0	27.	RIVERS	1
9.	DELTA	1	28.	SOKOTO	1
10.	EDO	1	29.	TARABA	20
11.	ENUGU	7	30.	YOBE	2
12.	IMO	0	31.	FCT	0
13.	JIGAWA	0	32.	BAYELSA	0
14	KADUNA	8	33.	EBONYI	0
15.	KANO	6	34.	EKITI	2
16.	KATSINA	8	35.	GOMBE	2
17.	KEBBI	0	36.	NASARAWA	6
18.	KOGI	1	37.	ZAMFARA	3
19.	KWARA	1		**TOTAL**	**126**

The table above presents the analysis of schools' involvement in Examination Malpractice in each State during 2020 SSCE (Internal). From the table, it is evident that a total of 126 schools were involved in Whole Centre Cases in several subjects in 25 States and the FCT. There was a decrease in the level of Whole School/Centre involvement in examination malpractice in the 2020 SSCE (Internal) with 126 schools when compared to that of 2019 with 159 schools.

A total of thirty-one thousand, five hundred and sixty-nine (31,569) malpractice cases were recorded for 2020 SSCE (Internal) whereas a total of forty thousand, six hundred and ninety-one (40,691) malpractices cases were recorded for 2019 SSCE (Internal).

Taraba (20), Bauchi (14), and Plateau (10), Kaduna (8), Katsina (8), and Ogun (8) are States with high level of Whole Centre malpractice cases.

States with the least number of Whole Centre Cases are Akwa-Ibom (1), Delta (1), Edo (1), Kwara (1), Kogi (1), Rivers (1) and Sokoto (1) States [each State with one (1) school.

No Whole Centre Case (s) was recorded for Abia, Anambra, Cross River, Imo, Jigawa, Ondo, Kebbi, Lagos, Oyo, Bayelsa and Ebonyi States as well as FCT.

For Individual Cases, Niger, Katsina, Kaduna, Taraba, and Kano States ranked the highest, while Abia, Kwara, Ebonyi, Bayelsa and Ekiti States with FCT ranked the least.

Table 23: Level of Malpractice Cases by Type in 2020 SSCE (Internal)

Rule No.	Mal. Code	Description	No. Involved in Malpractice	Percentage
01	BFM	BRINGING IN FOREIGN MATERIALS	415	1.31%
02	BEC	BRINGING INTO THE HALL ELECTRONIC COMMUNICATIONS GADGETS	177	0.56%
03	IRR	IRREGULAR ACTIVITIES INSIDE AND OUTSIDE THE EXAMINATION HALL	333	1.05%
04	AAA	AIDING AND ABETTING, SEEKING AND RECEIVING HELP FROM CANDIDATES	2,604	8.25%
05	URB	UNRULY BEHAVIOUR IN THE EXAMINATION HALL	155	0.49%
06	COL	COLLUSION	8,990	28.16%
07	IMP	IMPERSONATION	2,333	7.39%
08	LKG	LEAKAGE	9	0.03%
09	MCH	MASS CHEATING	9	0.03%
10	ASC	COLLECTIVE INSULT/ASSAULT AND VIOLENT BEHAVIOUR	0	0.00%

11	DWE	BRINGING DANGEROUS WEAPONS INTO THE HALL/PRECINCTS OF THE EXAMINATION HALL	0	0.00%
16	ABS	ABSENT BUT HAS ANSWER SCRIPT(S)	420	1.33%
18	CDS	CHEATING DETECTED AT THE MARKING VENUE (DOUBLE SCRIPTS)	579	1.83%
19	CDM	CHEATING DETECTED AT MARKING VENUE (COPYING FOREIGN MATERIALS)	15,219	48.21%
20	UEC	USING ELECTRONIC COMMUNICATION GADGETS BROUGHT INTO THE HALL	410	1.30%
21	LKI	LEAKAGE (INDIVIDUAL)	0	0.00%
22	ASI	INDIVIDUAL INSULT/ASSAULT AND VIOLENT BEHAVIOUR	16	0.05%
Summary			**31,569**	

Copying from Foreign Materials (48.21%), Collusion (28.16%), Aiding and Abetting (8.25%) and Impersonation (7.39%) were the types of malpractice that occurred most in the examination.

Twenty-four (24) Supervisors were also recommended for Blacklisting due to Poor Supervision and Aiding & Abetting during the examination. English Language (4,894), Mathematics (4,262), Civic Education (3,733), and Agricultural Science (2,595) were more prone to malpractice during the examination. Eleven (11) schools were recommended for de-recognition for mass cheating/whole centre malpractice cases.

Table 24: List of De–Recognised Centres in 2020 SSCE (Internal)

S/No	Name of School	School/Centre Number	State	Subjects Involved
1.	Government Day Secondary School, Doubeli	0020055	Adamawa	English Lang., lit-in-Eng., Physics, CMP, Gen. Maths, Fin. Accts, ISL, Civic Edu., Marketing, Commerce & Govt.
2.	School for Arabic and Islamic Studies, Yola	0020084	Adamawa	Geog., Chem., Gen. Maths, English Lang., Computer CMP, Lit-in-Eng., Marketing, Civic Edu., Agric Sc., and Biology.

3.	Bosco Comprehensive Secondary School, Jimeta	0020178	Adamawa	Geo., Econs., Lit-in-Eng., Chem., Bio., ISL, Gen. Maths, Agric Sci., Civic Edu., Gov't., Fin. Accts., and Marketing.
4	Government Day Secondary School, Old GRA, Upper Jimetta	0020263	Adamawa	Marketing, Gen. Maths, Bio., Physics, Geo., CHR, Lit-in-Eng., Civic Edu., Fin. Accts., Chem., English lang., Agric sci., and Commerce.
5	Government day Secondary School, Saya-Saya	0140660	Kaduna	Gov't, Lit-in-Eng., Civic Edu., Agric Sci., CHR, ISL, Maths and Geography.
6	Fabian King's and Queen's International School, Kaduna	0140721	Kaduna	Lit-in-Eng., Econs., Civic Edu., Fin. Accts., Comm., Bio., CHR, Hausa, Chem., Agric Sci., Physics, English Lang., Marketing, and Gen. Maths.
7	Government College, Pilot, Katsina	0160003	Katsina	Bio., Gov't., Econs., Lit-in-Eng., Physics, Agric Sci., Comm., Fin. Accts., Animal Husb., Civic Edu., English Lang., and Gen. Maths.
8	Government Secondary School, Dutsen-Safe	0160263	Katsina	Bio., Civic Edu., History, English Lang., ISL, Geo., Physics, and Econs.
9	Day Secondary School, Tunga, Minna	0210087	Niger	Book kepping, Lit-in-Eng., Physics, ISL, Data Processing, Animal Husb., Agric Sci., English Lang., CHR, History, Marketing.
10	New gate Comprehensive Academy, Minna	0210503	Niger	ISL, Civic Edu., and English language
11	Government day Secondary School, Hassan, Jalingo	0290299	Taraba	Econs., Bio., Physics, Civic Edu., Agric Sci., Gov't., Geo., English Lang., ISL, CHR, and Lit-in-Eng.

Eleven (11) schools were recommended for de-recognition for Mass Cheating/Whole Centre Cases; four (4) from Adamawa, two (2) Katsina, two (2) Kaduna, two (2) Niger and one (1) Taraba States respectively.

2.5 CONDUCT OF 2020 ACCREDITATION AND RE-ACCREDITATION EXERCISE

The details are as follows:

- The March 2020 Accreditation/Re-accreditation Exercises was successfully conducted nationwide.
- Successfully generated and assigned examination centre numbers to new schools intending to write NECO examinations.
- Posted and trained qualified Staff who participated in the 2020 March Accreditation/Re-accreditation Exercise in the 36 States and FCT.
- A total of 2,234 schools were visited for 2020 March Accreditation/Re-accreditation Exercise.
- A total of 2,155 schools were granted FULL Accreditation, 73 schools had PARTIAL Accreditation while 6 had FAILED Accreditation.

Table 25(a): Analysis of the Schools Visited in March 2020 Accreditation

SCHOOLS THAT APPLIED FOR THE ACCREDITATION							SCHOOLS VISITED/ACCREDITED BEFORE SUSPENSION OF THE EXERCISE							
S/N	STATE	SSCE FRESH	SSCE RE	BECE FRESH	BECE RE	TOTAL SCHLS	SSCE FRESH	SSCE RE	BECE FRESH	BECE RE	PARTIAL	FAILED	FULL	TOTAL
1	ABIA	6	34	1	1	42	6	27	1	1	-	-	35	35
2	ADAMAWA	8	17	1	3	29	7	11	1	3	-	-	22	22
3	AKWA-IBOM	5	77	6	5	93	5	45	9	4	3	0	60	63
4	ANAMBRA	14	31	0	0	45	13	11	-	-	-	-	24	24
5	BAUCHI	8	44	2	2	56	8	27	2	-	2	-	35	38
6	BENUE	32	89	3	0	124	30	56	3	0	4	-	85	89
7	BORNO	6	31	1	10	48	6	19	1	8	-	-	34	34
8	CROSS-RIVER	16	43	6	3	68	16	33	6	3	1	1	56	58
9	DELTA	15	105	4	3	127	12	63	3	3	3	-	80	83
10	EDO	22	26	18	5	71	17	23	14	6	1	1	58	60
11	ENUGU	9	29	2	6	46	9	18	2	5	2	-	36	36
12	IMO	15	60	4	1	79	14	34	4	1	4	-	49	53
13	JIGAWA	8	16	-	-	24	6	10	-	-	-	-	16	16
14	KADUNA	38	59	8	7	112	32	30	6	4	3	1	68	72
15	KANO	69	112	7	0	188	53	74	5	-	16	1	125	142
16	KATSINA	14	58	3	2	77	9	38	2	1	-	-	50	50
17	KEBBI	14	7	6	10	37	7	4	5	10	-	-	26	26
18	KOGI	15	59	1	2	77	14	34	1	1	2	-	48	50

S/N	STATE	SSCE FRESH	SSCE RE	BECE FRESH	BECE RE	TOTAL SCHLS	SSCE FRESH	SSCE RE	BECE FRESH	BECE RE	PARTIAL	FAILED	FULL	TOTAL
19	KWARA	18	39	7	6	70	16	33	6	3	5	-	53	58
20	LAGOS	47	120	10	22	199	42	77	10	11	6	-	134	140
21	NIGER	32	45	13	11	101	20	30	8	4	1	-	61	62
22	OGUN	28	110	8	20	166	24	78	7	11	-	-	125	125
23	ONDO	8	106	2	1	117	8	74	2	1	-	-	85	85
24	OSUN	15	66	6	11	98	15	37	6	5	1	-	62	63
25	OYO	25	108	21	17	171	21	71	17	14	2	-	117	119
26	PLATEAU	24	142	5	5	176	23	109	4	1	3	-	132	135
27	RIVERS	38	32	25	14	111	38	21	25	5	2	-	89	91
28	SOKOTO	2	6	4	1	13	2	5	4	0	-	-	11	11
29	TARABA	28	49	1	0	78	24	36	1	0	-	1	60	61
30	YOBE	7	6	0	0	13	7	6	-	-	2	1	10	13
31	FCT	15	26	51	20	112	11	18	49	12	6	-	90	96
32	BAYELSA	3	28	0	4	35	3	18	0	4	-	-	25	25
33	EBONYI	6	49	0	1	56	6	29	0	0	-	-	35	35
34	EKITI	9	24	2	1	36	9	19	2	1	-	-	31	31
35	GOMBE	16	27	4	1	48	16	15	4	1	4	-	32	36
36	NASARAWA	27	63	4	0	94	27	46	4	-	-	-	77	77
37	ZAMFARA	9	20	1	1	31	9	9	1	-	-	-	19	19
	TOTAL	**671**	**1963**	**237**	**196**	**3068**	**585**	**1288**	**215**	**123**	**73**	**6**	**2155**	**2234**

LEFTOVER SCHOOLS FROM THE 2020 MARCH ACCREDITATION EXERCISE

Table 25(b): Number of Leftover Fresh Schools per state

S/N	STATE	SSCE	BECE	TOTAL
1	ADAMAWA	01	-	01
2	ANAMBRA	01	-	01
3	BAUCHI	01	01	02
4	BENUE	02	-	02
5	DELTA	03	01	04
6	EDO	05	04	09
7	IMO	01	-	01
8	JIGAWA	02	-	02
9	KADUNA	06	02	08
10	KANO	16	02	18

11	KATSINA	05	01	06
12	KEBBI	07	01	08
13	KOGI	01	-	01
14	KWARA	02	01	03
15	LAGOS	05	-	05
16	NIGER	12	05	17
17	OGUN	04	01	05
18	OYO	04	04	08
19	PLATEAU	01	01	02
20	RIVERS	08	02	10
21	TARABA	04	-	04
22	FCT	05	21	26
23	BAYELSA	01	-	01
24	NASARAWA	11	01	12
25	ZAMFARA	03	-	03
	TOTAL	**111**	**48**	**159**

Table 25(c): Leftover Schools for Re-Accreditation

S/N	STATES	SSCE RE	BECE RE	TOTAL ACCRE
1	ABIA	07	-	07
2	ADAMAWA	06	-	06
3	AKWA IBOM	28	2	30
4	ANAMBRA	20	-	20
5	BAUCHI	16	2	18
6	BENUE	35	-	35
7	BORNO	12	2	14
8	C/RIVER	10	-	10
9	DELTA	44	-	44
10	EDO	11	-	11
11	ENUGU	9	1	10
12	IMO	25	1	26
13	JIGAWA	06	-	06

14	KADUNA	37	3	40
15	KANO	46	-	46
16	KATSINA	20	1	21
17	KEBBI	3	-	03
18	KOGI	18	1	19
19	KWARA	8	1	09
20	LAGOS	53	6	59
21	NIGER	15	7	22
22	OGUN	35	6	41
23	ONDO	32	-	32
24	OSUN	31	4	35
25	OYO	47	5	52
26	PLATEAU	41	-	41
27	RIVERS	11	9	20
28	SOKOTO	1	1	02
29	TARABA	17	-	17
30	YOBE	-	-	-
31	FCT	8	8	16
32	BAYELSA	10	-	10
33	EBONYI	20	1	21

Highlights of the March 2020 Accreditation Exercise with Leftover Schools

- A total of 948 schools that were not visited comprises of:
  - 838 SSCE schools
  - 110 BECE schools

Table 26: SUMMARY OF REGISTRATION FIGURES FOR 2020 EXAMINATIONS BY STATE

S/N	STATE	NCEE	BECE	SSCE (I)
001	ABIA	2,683	2,102	9,489
002	ADAMAWA	229	2,301	38,726
003	AKWA-IBOM	1,860	4,273	23,479
004	ANAMBRA	6,451	1,679	25,988
005	BAUCHI	244	1,531	38,706
006	BENUE	1,578	1,295	45,913
007	BORNO	150	1,610	35,583
008	CROSS-RIVER	1,164	2,503	16,303
009	DELTA	2,940	2,570	23,855
010	EDO	1,478	5,502	23,836
011	ENUGU	4,464	3,315	26,539
012	IMO	4,842	2,797	23,803
013	JIGAWA	348	492	30,390
014	KADUNA	1,203	7,319	65,157
015	KANO	698	2,720	103,296
016	KATSINA	328	1,489	61,307
017	KEBBI	189	1,004	28,904
018	KOGI	605	3,142	30,649
019	KWARA	1,444	3,614	27,155
020	LAGOS	26,078	17,221	65,916
021	NIGER	2,786	7,004	49,453
022	OGUN	2,615	7,463	31,982
023	ONDO	1,757	2,725	23,606
024	OSUN	1,196	5,626	33,354
025	OYO	2,261	11,675	60,031
026	PLATEAU	1,409	3,128	34,351
027	RIVERS	5,338	8,338	38,470
028	SOKOTO	357	2,052	10,625
029	TARABA	255	536	21,606

030	YOBE	978	564	20,826
031	FCT-ABUJA	9,790	8,444	25,627
032	BAYELSA	303	1,174	7,307
033	EBONYI	1,445	1,513	11,230
034	EKITI	1,018	1,860	15,695
035	GOMBE	261	1,076	24,423
036	NASARAWA	742	2,514	39,603
037	ZAMFARA	1,757	673	28,142
038	EQUATORIAL GUINEA	-	-	22
039	TOGO	-	94	05
040	BENIN REPUBLIC	51	181	29
041	NIGER UNHCR	-	100	60
	SUMMARY	**93,295**	**135,219**	**1,221,448**

2.6 CONDUCT AND RELEASE OF 2020 BECE RE-SIT RESULTS

The BECE Re-sit Examination is only for candidates who have passed 6 subjects with or without English Studies or Mathematics or both. The re-sit Examination is conducted in only two subjects (English Studies and Mathematics).

The BECE Re-sit was conducted on the 16th and 17th November, 2020. The total number of candidates that failed Mathematics and English Studies were *Twenty Thousand, Two Hundred and Seventy-Five* (20,275), while *Thirteen thousand, Five Hundred and Forty-one* (13,541) sat for the examination. The examination was monitored and supervised by NECO Staff. The results were released on Wednesday 28th August, 2019 and dispatched to the schools in 36 States and the FCT.

Table 27: SUMMARY OF BECE RE-SIT STATISTICS

No. OF CANDS. THAT FAILED ENG. STUDIES	No. OF CANDS. THAT FAILED MATHS	No. THAT REGD. FOR ENG. STUDIES	No. THAT REGD. FOR MATHS	No. THAT SAT FOR ENG. STUDIES	No. THAT SAT FOR MATHS
9,910	10,365	6,401	7,687	6,401	7,140

2.6 CONDUCT OF 2020 SENIOR SCHOOL CERTIFICATE EXAMINATION (SSCE) EXTERNAL

The registration for 2020 SSCE (External) which is meant for private candidates commenced on Monday 1st December, 2020 and ended on Wednesday 18th February, 2021.

A total of *Seventy-Five Thousand Two Hundred and Eleven* (75,211) candidates spread across the country were registered in *Twenty-Nine* (29) subject areas depending on choice of minimum 8 and maximum 9.

There were *Three Hundred and Ninety-Five* (395) viable centres and *One Hundred and Eighty-Five* (185) Custodian Points. The Custodian Points comprised of Banks, Police Stations, Community Banks, Sub-treasuries, Local Government Education Authorities, Emirs/District Heads' Palaces and NECO Offices.

For effective and smooth delivery of both sensitive and non-sensitive Examination materials to various custodian points, a total of *Eleven* (11) Accompanying Officers, *seventy-one* (71) Custodian/Supervision Officers, *twenty-eight* (28) Daily Distributors who doubled as Custodian/Supervision Officers were engaged during the conduct.

2.8 ACHIEVEMENTS IN NON-EXAMINATION RELATED ACTIVITIES

2.8.1 RESEARCH ACTIVITIES

In continuation of the ongoing research titled; ***The effects of School Factors on Candidates' Academic Performance in Senior School Certificate Examination in Nigeria,*** the following achievements were recorded in 2020:

- Successfully conducted pilot testing of research instruments (questionnaire) in ten (10) secondary schools across Niger State on Tuesday, 3rd March, 2020.
- Analysed and reviewed the pilot tested questionnaires to establish the reliability of the instrument.
- The reviewed questionnaires are ready for administration in four hundred (400) secondary schools across the 36 States of the Federation and Federal Capital Territory (FCT), Abuja.

2.8.2(A) CONDUCT OF 2020 TRIAL TESTING EXERCISE

The 2020 Item Trial-Testing exercise was conducted from Monday 16th to Friday 20th March, 2020 in six (6) States each from a geopolitical zone of the country. The states involved are: Gombe (North East), Cross River (South South), Ebonyi (South East), Kano (North West), Kwara (North Central) and Lagos (South West). A total of one hundred and eight (108) Senior Secondary Schools were involved and eighteen (18) schools were selected per state. Thirteen (13) subjects and Fourteen (14) papers that were trial-tested are: English Language III, English Language IV (Test of Oral), Mathematics III, Civic Education III, Biology III, Economics III, Geography III, Chemistry III, Physics III, Government III, Agricultural Science III, Marketing

III, Technical Drawing III and Financial Accounting III. A total of **three hundred and seventy-one (371)** senior staff of the Council participated as State Coordinators and invigilators in the item trial-testing exercise.

Had successfully edited the worked OMR sheets of the candidates' responses in order to reduce the cases of unloadable OMR sheets that might have occurred due to wrong shading by the candidates.

Finally, the edited worked OMR sheets were sent to the ICT Department for scanning and scoring before data analysis of the items.

2.8.2 (B) STATISTICS AND DATA ANALYSIS ACTIVITIES

- ✓ A 5-day Capacity Building Workshop was conducted on Monday 2nd to Friday 6th March, 2020 on the use of analytical software, Xcalibre 4.2 and IRT PRO. The workshop was facilitated by experts from the Institute of Test and Measurement (ITEM), Abuja with 21 participants in attendance.
- ✓ The data cleaning, analysis and calibration of the 2019 trial-tested items, using candidates' responses was done with the aid of appropriate test parameter models from April to August, 2020.
- ✓ Conducted successfully, the critique of 2019 Trial-Tested items from 11th to 18th August, 2020. The subjects involved were: English Language III and IV, Mathematics, Civic Education, Biology, Physics, Chemistry, Agricultural Science, Economics, Government and Geography. The participants of the critique were drawn from both the Departments of Psychometrics and Examination Development respectively.
- ✓ Carried out data cleaning, calibration and analysis of the 2020 trial tested items, using candidates' responses with the aid of appropriate test parameter models from October to December, 2020.
- ✓ Facilitated the provision of relevant statistical data of the Council's examinations to clients and stakeholders who made various requests during the year.

2.8.3 ANNUAL GUEST LECTURE SERIES

This was not carried out because of paucity of funds.

2.8.4 CONSULTANCY ACTIVITIES

This was not carried out as due to the Covid 19 pandemic throughout the year.

2.8.5 JCCE/NCE MATTERS

The Council participated in the 2020 JCCE/NCE meeting that was held virtually from 20th to 22nd October, 2020 and presented a Memo titled "Establishment and Enforcement of Legal Punishment for Parents Whose Children Failed to go to School as a Means of Eradicating Out-of-School Children Phenomenon". The memorandum was accepted at the Basic Education Reference Committee but merged with UBEC's and Anambra State's Memos with the caption "The need for Enforcing the Implementation of Provision of Section 2, Sub-section 2 of the UBEC (Act), 2004 to create access to Basic Education and Eradicate Out-of-School Children Phenomenon".

2.8.6 WORKSHOPS/TRAINING FOR STAFF

- Eighteen (18) staff were granted approval to further their studies through part-time or study leave without pay.
- Fifty-three (53) staff acquired additional qualifications (ND, NCE, HND, B.Sc, B.A, B.A. Ed., B.Sc (ed), Ph.D. and Professional membership certificates) to enhance their performance on the job.
- No member of Staff was sponsored for AEAA and IAEA conferences in year 2020 due to Covid-19 Pandemic.

2.8.7 VARIATION ADVICE

Variation Advice was prepared for different categories of Staff as follows:

- Variation Advice for the 2020 Annual Increment of 3,479 Staff
- Variation Advice for 714 Staff promoted in 2020

2.8.8 IDENTITY CARDS PROCESSING

In the year 2020, a total of 136 Staff Identity Cards were processed for cases of damaged/misplaced Identity Cards.

2.8.9 STAFF WELFARE AND TRAINING

In the year under review, the following were carried out in respect of Staff Welfare and Training:

- NHF Registration – 262.
- Approval for further studies – 18.
- Introduction/Registration letters to NHIS – 15.
- Introduction letter to NHF for retiring staff – 32.
- The Council also lost ten (10) staff whose death benefits were processed.
- Various leaves were granted (maternity leave, study leave, leave of absence, medical leave, etc.) – 9.

2.8.10 IPPIS HUMAN RESOURCE ACTIVITIES

- 2020 Promotion of 714 Staff has been effected.
- Update /correction of Dates of Birth, Dates of First Appointment, Change of Name, Correction of Gender, spelling errors, order of names, omission of names of over 10 Staff have been effected through the Office of the Head of Civil Service of the Federation.
- Pension information were updated for 14 staff.
- The appointments of 18 staff were terminated on the IPPIS platform.

- The salaries of 11 staff were suspended as punitive measure.
- The salaries of 2 staff were restored,
- Tax states of 63 staff were updated.

2.8.11 STAFF NOMINAL ROLL AND DISPOSITON LIST

- ✓ The Council was able to produce Staff Nominal Roll on a monthly basis and Staff Disposition list on quarterly basis which were distributed to all Directors and other groups as directed
- ✓ Within the year, forty-five (45) copies of the Staff Disposition list were produced and taken to the National Assembly (House Committee on Federal Character)
- ✓ Three copies of the Staff Disposition list were also produced for the Federal Character Commission, Abuja

2.8.12 APPOINTMENTS AND POSTINGS

Four (4) new Directors were appointed to fill vacancies due to retirement in two departments and the creation of two new departments. In addition, fifty-five (55) Staff appointments/deployments were carried out to meet the demands and needs of Departments, Zonal and State Offices.

❖ PROMOTIONS

In line with promotion policies and procedures; the Department carried out the following activities:

- Compilation of list of Staff due for promotion in 2020 from November to December, 2019.
- Preparation of briefs on Staff due for promotion from January to February, 2019.
- Presentation of Promotion list to Management for consideration in March,2020.
- Conduct of Promotion Examinations for Staff on CONRAISS 07 and above was done in line with Covid-19 protocols and considerations viz:
  - ✓ The promotion examination was decentralized and held in 13 centres across the country.
  - ✓ Both written examinations and written interviews were held the same day in the designated centres.

- Release of Promotion examination Results with the breakdown are shown below:

S/N	CONRAISS	TOTAL No. PASSED
1	14 – 15	2
2	13 – 14	4
2	12 – 13	24
3	11 – 12	95
4	09 – 11	317
5	08 – 09	218
6	07 – 08	26
7	06 – 07	4
	Total	691

- The promotion of Junior Staff was also carried out as shown below:

S/N	CONRAISS	TOTAL PROMOTED
1	05– 06	18
2	04 – 05	05
3	03 – 04	-
4	02 – 03	-
	Total	23

Summary:

- Total number of Staff Promoted = 714
- Release of 2020 Promotion Examination results was on 30th September, 2020.

❖ **Discipline**

In compliance with Public Service Rules, Financial Regulations and the Council's Staff Regulations and Conditions of Service, Disciplinary measures appropriated by Management were implemented as shown below:

- ✓ Twenty-Nine (29) Staff were issued queries
- ✓ Eleven (11) Staff salaries were suspended
- ✓ Twelve (12) Staff were issued with warning letters

2.8.13 PENSION MATTERS

- ✓ Update of Nominal Roll in respect of Staff Retirement Savings Account (RSA) for both old and new Staff to PenCom in line with PenCom specification was carried out
- ✓ Responded to correspondences on Pension matters and provided information of Staff to Pension Fund Administrators (PFA) and vice versa
- ✓ Responded to complaints on RSA remittances
- ✓ Received and forwarded complaints on the Contributory Pension Scheme to PenCom
- ✓ Received and treated complaints from severed/downsized/retired Staff under the Defined Benefit Scheme

2.8.14 LEAVING THE SERVICE

❖ **GROUP LIFE ASSURANCE (DECEASED STAFF CASES)**

✓ Twelve (12) members of Staff died in year 2020 and had their burial fees paid to their Next-of-Kins.

✓ Notifications of deaths of Staff that died within the year were prepared and forwarded to Federal Ministry of Education and Office of Head of service to the Federation for preparation and payment of Group Life Assurance due to deceased Staff Next-of-Kin.

✓ Letters of introduction were prepared for the Council's deceased Staff Next-of-kins to the Pension Fund Administrations.

❖ **RETIREMENT/RESIGNATION (PENSION)**

✓ Twenty-four (24) members of Staff retired in the year from January to December, 2020.

✓ Sixteen (16) members of Staff who would be retiring between January and December, 2021 were shortlisted and have been enrolled with the National Pension Commission (PenCom).

✓ Four (4) members of Staff resigned their appointment with the Council within the year.

2.8.15 COMPLAINTS ON EXAMINATION MALPRACTICE

Principals of Schools that were indicted for examination malpractice were invited to show cause why their school's results should not be cancelled. It had yielded some fruitful results in addressing misconducts of candidates in examinations.

2.9 OTHER ACHIEVEMENTS IN THE YEAR

- ➢ Submission of year 2019 audited account to Federal Ministry of Education, Office of the Accountant-General of the Federation, Office of the Auditor-General for the Federation and National Assembly
- ➢ Preparation and presentation of 2021 Budget to Federal Ministry of Education and National Assembly

- Preparation and presentation of 2021 budget performance to Governing Board of the Council and National Assembly
- Remittance of proceeds of examination-based revenue such as SSCE (Internal), SSCE (External), BECE, NCEE, Accreditation and other Council's IGR to Treasury Single Account (TSA)
- Payment of allowances to Staff who participated in the conduct of NCEE, BECE, SSCE (Internal) and (External) respectively
- Regular and prompt payment of all Supervisors, Invigilators, External Monitors, Civil Defence and other Ad-hoc Staff that participated in the Council's examinations
- Ensured early payment of allowances to staff, ad-hoc staff and others by removing administrative bottlenecks in the payment process
- Compliance with requirements of Education Committees of the National Assembly; and
- Compliance with the Treasury Single Account (TSA) system as mandated by the Accountant-General of the Federation
- Settlement of outstanding 80% Operation Surplus
- Ensured compliance with the Public Procurement Act (PPA) of 2007 in carrying out Procurement activities of the Council
- Reduced time-line for production and distribution of printed materials
- Reviewed various tenancy agreements and other contractual documents for the Council
- The Council has ensured monthly update of Accounting Books and records
- The ICT department in conjunction with service providers worked endlessly to ensure the smooth registration process of the NCEE, BECE and SSCE examinations and ensuring that every service rendered was paid for
- Successful completion of the pioneer customization of OMR sheets for the BECE and SSCE (Internal) exams. This has helped to greatly reduce the errors usually faced during the post exam processes and processing of results
- Networking of scanners and computers to a central server for the scanning exercise. This has provided a central database which has helped to improve the consistency of data, reduced inconsistencies as well as facilitate speed and movement of data
- The development of an Application for the Posting Committee to make the process of Staff Posting easier, error free and less time consuming. This would help to ensure the prompt and efficient delivery of duties of the Committee
- Purchase of two new printers which has aided the process of printing examination materials as well as customization of OMR sheets
- Timely response and resolution of complaints coming from all examinations
- Bridging the gap between the Council and the public through Online Support

- Developed an 11-Point Agenda that will drive the Council's activities among which are:
  - Enhancing the level of ICT in Examination Processes and Human capacity
  - Expanding the Exiting IGR base and sourcing up more windows of Funding Opportunities
  - Improving Staff Welfare
  - Improving the Quality of Examinations
- Operationalizing the 11-Point Agenda by the development of a 5-year Strategic Plan from 2020-2025 which has been approved by the Governing Board and launched by the Federal Ministry of education.

CHAPTER THREE

3.0 CHALLENGES/CONSTRAINTS

The following are critical challenges faced by the Council in 2020:

- Delay in the release of Appropriated funds by the National Assembly
- Non/late settlement of Debts by some State Governments
- Extortion of Candidates and Schools by Ad-hoc Staff. This is another factor because it tells on the image of the Council, thereby affecting the registration base of our examinations
- Lack of computerized database for effective information storage
- Obsolete Computer Systems in the ICT Division. These computer systems need to be replaced to meet with the current challenges posed by the increasing number of candidates
- Stabilizers used now were bought several years ago and they have outlived their optimal lifespan and thereby needs urgent replacement
- The road leading to the ICT Department and the ones within require rehabilitation.
- Professional ICT Staff require constant training and re-training to be able to meet up with the innovations in the advancement in Information Technology so as to impact on the Council
- Access to real time information and online resources by members of staff to perform their duties
- The management policy which requires release of results of all its examinations within a specific period of time demands appropriate staffing in the department to deliver on the mandate
- The existing backup measure is inadequate for the increasing volume of stored data
- The present archiving system is old and out of order due to the large volume of used examination materials; which makes it difficult to access them when needed
- The 24-hour operational schedules of the department coupled with the general insecurity in the country require an improved security measure in place. The solar powered security lights are not functioning at the moment
- Non-availability of constant water supply to the office building coupled with the inadequate number of functioning toilets
- insufficient office accommodation for staff
- insufficient furniture and filing cabinets in some offices

- absence of printing facility owned by the Council
- inadequate storage facility for safe keeping of vital documents
- improper labeling of script parcels by supervisors and failure to serialize scripts, which often make marking cumbersome
- lack of computer sets in the various subject offices
- insufficient equipment and facilities for subjects involving practical
- inadequate staffing in some specialized subject areas
- over crowdiness of activities due to COVID-19 pandemic
- Late submission of Strategic Work Plan by some Departments thereby affecting the timely production of the Councils' strategic work and Action Plan
- Late submission of monitoring Forms and Reports by some Monitoring Officers, hence causing some delay in the compilation and submission of comprehensive monitoring report
- Non compliance with the guidelines on writing monitoring reports by some Monitoring Officers as stipulated by Monitoring Standards Division of the Quality Assurance Department
- Delay in submission of groupings of BECE schools, for monitoring by some State Officers.
- Poor handling of Form QAM 'A' by some Custodian Officers during the conduct of SSCE
- Lack of required synergy among relevant Departments and divisions in ensuring that form QAM 'A' is put to proper use
- Lack of ICT facilities and other office equipment such as file cabinets and shredders in the Divisions
- Lack of Secretarial Staff in some Divisions and Departments
- Non implementation of some of the recommendations contained in the previous comprehensive monitoring reports forwarded to the Management
- Inadequate training and re–training of Staff through Workshops/Refresher Courses.
- Delay in sending feedback by some State Officers, on the schools due for Accreditation/Re–accreditation visit
- Poor handling of Accreditation Instruments by some participating Staff.
- Failure to track some Schools due for Re-accreditation visit that continue to present candidates for NECO examinations
- Purported Communication gap between the State Officers and the schools about date for Accreditation/Re-accreditation exercise
- Disparity in the time for submission of malpractice cases to ICT Department and Malpractice Division by Venue Coordinators/Liaison Officers after marking exercises
- Improper documentation of Malpractice Reports by some Monitoring Officers and Staff at the marking venue
- Lack of storage facility in the archive unit for safe keeping of Malpractice Exhibits

- Unlimited Attendance to Complaints on Malpractice Cases
- Suspension of Accreditation exercise on 25th March, 2020 occasioned by COVID-19 pandemic as a result, 159 fresh schools and 789 re-accreditation schools were not visited
- Delay in submission of needs assessment by Departments
- Lack of operational tools and devices e.g. computer systems for Research and Evaluation Division
- Little or no provision for regular training and retraining of Staff to enhance performance
- The Data Analysis studio is yet to be furnished
- The Local Area Network (LAN) internet facility already procured is yet to be installed
- The computer systems procured for data analysis are not yet interconnected
- Fraudulent/Corrupt Practices by some Supervisors especially during the conduct of Senior School Certificate (Internal and External) Examinations
- Biometric Verification devices are insufficient for SSCE(Internal)
- Improper use of Biometric Verification devices by Supervisors
- Lack of technical know-how of ICT among many Schools making them surrender all registration activities including guidelines to Cyber Café Operators resulting in many registration errors
- Inadequacy of vehicles during the conduct of SSCE (Internal) posed serious challenges
- Non-Validation of offline registration details by some schools before uploading online, resulting into complaints
- The general public's lack of knowledge of other Consultancy Services rendered by NECO. The scope of Consultancy Services is limited to development of Test Items, Conduct of examination and Training of Teachers
- Lack of Manpower Training and Development
- Lack of experts in solar lighting technology to carry out periodic maintenance of solar powered street lights
- Lack of relevant tools and safety kits for maintenance personnel
- Non-availability of fittings and other relevant materials (such as bulbs, switches sockets etc.), making it difficult to attend to emergency needs
- Non-availability of artisans for carpentry and plumbing installation

CHAPTER FOUR

4.0 THE WAY FORWARD

The afore-mentioned challenges could be addressed through the following means:

- Exploration of cost-saving strategies and computerization of some operations
- There is need for the Federal Government to increase and release budgetary allocations to the Council in good time
- There is need for State Governments that are indebted to the Council to pay their debts as and when due
- Management should pay courtesy call on State governments and improve her public relation
- Erring contractors will be identified for sanctions
- End users should please forward their requisition ahead of time
- for the security of materials and prompt production of necessary documents, there is the need for the Council to establish its own printing press
- bilingual secretaries should be employed to cater for subjects like Arabic, French, and some Nigerian Languages
- provision of a warehouse or Hall for the safe keep of sensitive documents
- funds should be provided for Subject Officers to handle bulk SMS for the invitation of examiners
- there is need for the sustenance of the in-house seminars/workshops organized for staff to improve their skills and knowledge
- computer sets should be provided for each subject group to facilitate service delivery
- supervisors who prove inefficient or incompetent should always be dropped without any delay
- Trial Tested and analyzed test items should be returned to Subject Officers to enable them improve on the items where necessary
- Provision of necessary equipment and facilities for subjects involving practical and advance information on subject with practical, Oral and aural should reach schools at the appropriate time
- Training and development of Audit Staff in some areas of audit specialties – particularly in areas relating to System Audit, and Forensic Audit
- Acquisition of additional Line Printers, 50 units of branded computer systems and high-end notebooks, office cabinets and racks

- Deployment of qualified Security Personnel
- Deployment of internet connectivity, internet security, and corporate email system for all staff in the Council
- Increase in the number of staff, preferably computer operators between Conraiss 5-8
- Constant refresher training for ICT Staff which will improve their productive output
- Purchase of additional Scanners for faster and more efficient service delivery
- Refurbishment of the present OMR Scanners to function optimally
- Provision of a functioning backup station/ data centre
- Purchase of security doors with fingerprint verification access to some offices in the ICT Department
- All Departments should endeavour to be submitting their Strategic Work Plan on time to Quality Assurance Department
- Monitoring Forms should be properly filled and submitted on time.
- Guidelines for report writing should be strictly adhered to by all Monitoring Officers
- State Offices should endeavour to be submitting the BECE grouping of schools on time to facilitate timely allocation of schools to Monitoring Officers
- Form QAM 'A' should be properly filled by Custodian Officers
- ICT Department should treat all submitted cases of MAS for reprinting before departure to marking venues. This will help to reduce/eliminate the use of dummy MAS during the marking exercise
- Organising regular Seminar/Workshops on handling malpractice cases for the Staff and External Monitors
- Adequate Briefing of Staff and External Monitors on the compilation and accurate reporting of Malpractice Cases
- Internet Services to be fixed in all Departments of the Council for easy access to information
- Staff training and re-training should be encouraged to enhance productivity in the work place
- Accreditation Division should be liaising with ICT Department to be getting comprehensive list of schools writing NECO examinations on regular basis
- The Management should approve a timeframe for attending to complaints i.e. after five years of releasing the results
- Provision of adequate furniture to all the Staff of the Department
- Need for periodic and regular training and retraining of Staff (e.g. conferences, seminars, workshops, etc.) to enhance job efficiency
- Annual Guest Lecture Series to be reinstated and funded
- Funds to be made available for the furnishing of Data Analysis Studio, installation of the procured LAN network facilities and interconnection of the systems

- Electronic Item Banking to be prioritized
- Procurement of additional Biometric Verification Devices to go round all schools during the Examinations. One device per school is ideal
- Annual training for Examination Officers of Schools in all the 36 States and the FCT on the registration process
- Desk Officers in the State Offices should be sensitized on how to handle complaints
- The Management should continue to pay courtesy calls on Commissioners of Education and State Governors to solicit for their cooperation and patronage
- The Council should provide befitting Office accommodation, furniture and Office equipment for our Zonal and State Offices.
- Reward of Excellence to the Council's Staff, both permanent and ad-hoc should be given top priority by the Management as this would motivate and encourage better performance
- Supervisors found culpable on involvement in examination malpractice should be made to face much stiffer sanctions than the ones presently provided
- There is need to reach out to the unreached organization to avail them with the available services such as:

✓ Training program for teachers

✓ Conduct of recruitment and promotion exercises for government and private organizations

✓ Incorporating Computer Based Test (CBT) into the conduct of recruitment/promotion exercise for clients

✓ In the interim, the Council may own printing press for:

- Printing of NECO non-sensitive materials,
- Commercial purposes to handle security printing for schools/colleges and general public.

✓ In addition, the Council may venture into partnership with interested organisations to develop E-learning Resources application

5.0 CONCLUSION

It is interesting to note that the Council achieved all the activities within her mandate as far as conduct of examinations are concerned. This was possible due to the hard work and commitment exhibited by the Management Staff, Governing Board and the teaming members of Staff.

We hope that if all that have been itemized as the way-forward are put in place, we will surmount all the challenges that may arise in the upcoming year for a better performance.

APPENDIX I

6.0 LIST OF ABBREVIATIONS

NCEE – National Common Entrance Examination
BECE – Basic Education Certificate Examination
SSCE – Senior School Certificate Examination
IAEA – International Association of Educational Assessment
AEAA – Association for Educational Assessment in Africa
GCFR – Grand Commander of the Federal Republic
JAMB – Joint Admissions and Matriculation Board
NABTEB – National Business and Technical Examinations Board
INEC – Independent National Electoral Commission
SMoE – State Ministry of Education
NAEP – National Assessment of Educational Progress
NPF – Nigerian Police Force
DSS – Department of State Services
NSCDC – Nigerian Security and Civil Defense Corps
NECO – National Examinations Council
NBEM – National Board for Educational Measurement
JSCE – Junior School Certificate Examination
NCE – National Council on Examination
QAD – Quality Assurance Department
FCT – Federal Capital Territory
PENCOM – Pension Commission
SERVICOM – Service Compact with all Nigerians
ACTU – Anti Corruption and Transparency Unit
CTT – Classical Test Theory
ICT – Information and Communications Technology
IRT – Item Response Theory
TSA – Treasury Single Account
IPSAS – International Public Sector Accounting Standards

APPENDIX II

7.0 ADDRESSES OF STATE OFFICES

S/N	STATE	OFFICE ADDRESS
1	Abia	4C, Off Factory Road, Umuahia, Abia State
2	Adamawa	Old Ministry of Education, Yola
3	Akwa Ibom	131, Udoumana Street Uyo
4	Anambra	c/o Ministry of Education, Awka
5	Bayelsa	No.5 Low Density Area, GRA Road 2, Otiotio Junction, Isaac Boro Express Road, kpansia Yenagoa
6	Bauchi	Zonal Education Office, Railway Road., Bauchi
7	Benue	Off Ochagu Lawani Street, New GRA, Makurdi
8	Borno	2, Shehu Laminu way, Maiduguri
9	Cross River	4, Eyo Aikpo Street, Calabar
10	Delta	No. 7 Vincent Edema Crescent, Off DBS Road, Asaba
11	Ebonyi	Block 2, No. 1, Onwe, Street Abakaliki
12	Edo	Benin-Agbor Road, Benin City
13	Ekiti	Ikere Road, Ado-Ekiti
14	Enugu	5, FSP Avenue, Independence Layout, Enugu
15	Gombe	Govt Arabic College Premises, Gombe
16	Imo	6/8 Umezurike Street, Owerri
17	Jigawa	Kudai, Along Kwanar-Huguma Road, Dutse
18	Kaduna	No. 5 Ahmadu Doka Road., Abakpa, Kaduna
19	Kano	No. 13 Foundation Road, behind Tarauni Cemetry, Farm Centre Area, Kano
20	Katsina	Kano Road, Dandagoro, Katsina
21	Kebbi	Haliru Abdul Secretariat, Birnin Kebbi
22	Kogi	By Meme Bridge, Lokoja
23	Kwara	Old Jebba Road, Sango, Kulende, Ilorin
24	Lagos	20, Coker Street, Ilupeju, Lagos
25	Nasarawa	Millionaires Quarters, Lafia

26	Niger	Nnamdi Azikiwe Expressway, Western Bye-Pass, Minna
27	Ogun	Mini Secretariat, Oke-Ilewo, Abeokuta
28	Ondo	Quarter 115, Adekunle Ajasin Road, Akure
29	Osun	Defunct Osogbo NRC Secretariat, Gbongan Road., Oshogbo
30	Oyo	Along Idi Ape Iwo Road., Ibadan
31	Plateau	Bukuru Expressway, Opp. Immaculate College, Bukuru
32	Rivers	No. 3 Bimkel Crescent, GRA Phase 3, Port Harcourt
33	Sokoto	Shehu Kangiwa Secretariat, Sokoto
34	Taraba	174 Hamaruwa way, Mayogwoi, Jalingo
35	Yobe	Commissioners' Quarters Rd., Off Bukar Abba Ibrahim Way, Damaturu
36	Zamfara	J. B. Yakubu Secretariat Complex, Gusau
37	FCT	Plot 583, Hillview Community Development Estate, Cadestral Zone, F12, Jabi Arab Road, Kubwa

APPENDIX III

8.0 ADDRESSES OF ZONAL OFFICES

S/N	ZONAL OFFICES	OFFICE ADDRESS
1	North-West	No. 57 General Magashi Road, Off Lamido Terrace, Kano State
2	North-Central	Education Resource Centre, along Permanent Site University of Ilorin, Tanke Oke-Odo, Ilorin, Kwara State
3	North-East	No. 19 Old Jos Road, GRA, Bauchi, Bauchi State
4	South-West	Quarters 1007, Adenihun Crescent, Agodi GRA Ikolaba Ibadan, Oyo State
5	South-East	16, Iyenu street Enugu, after Agric Bank junction, Independence Layout, Enugu, Enugu State
6	South-South	No. 3 Alfa Close, GRA Phase 3, Port-Harcourt, Rivers State

APPENDIX IV

9.0 OUR PRODUCTS/SERVICES

S/N	PRODUCTS/SERVICES	REQUIREMENTS	FEES/STAMP DUTY	TIMELINE
1	NCEE Registration Card	NECO TSA Account/must be a primary 6 pupil	N2,500.00 (N50.00)	Commencement to close of Registration
2	BECE Registration Card	NECO TSA Account/must be a JSS 3 student	N4,000.00 (N50.00)	Commencement to close of Registration
3	BECE Re-sit	NECO TSA Account/must have failed either Maths or English Language or both	N1,000.00 (N50.00)	Commencement to close of Registration
4	SSCE JUNE/JULY (INTERNAL)	NECO TSA Account/must be an SSS 3 student	N9,850.00 (N50.00)	Commencement to close of Registration
5	BECE Accreditation	NECO TSA Account/Approval from State MOE	N50,000.00 (N50.00)	Before the scheduled time
6	BECE Re-accreditation	NECO TSA Account/Expiration of accreditation after 5 years	N35,000.00 (N50.00)	Before the scheduled time
7	SSCE Accreditation	NECO TSA Account/Approval from State Ministry of Education	N70,000.00 (N50.00)	Before the scheduled time
8	SSCE Re-accreditation	NECO TSA Account/Expiration of accreditation after 5 years	N50,000.00 (N50.00)	Before the scheduled time
9	Sale of Four Figure Table	NECO TSA Account	N200.00	Instant
10	Sale of Syllabus (BECE)	NECO TSA Account	N800.00	Instant
11	Sale of Syllabus (SSCE)	NECO TSA Account	N1,200.00 (N50.00)	Instant
12	Center Examination Bag	NECO TSA Account	N10,000.00 (N50.00)	Instant
13	Confirmation of Result	NECO TSA Account/Printout of result/photo card for external candidates	N5,000.00 (N50.00) (per candidate)	No Time Line (anytime)

14	Re-print of Certificate	NECO TSA Account/Letter of Request/Printout of result	N10,000.00 (N50.00)	No Time Line (anytime)
15	Correction of Name	NECO TSA Account/Validation list/reference letter from the School Principal/photo card for external & photo album for internal candidates/printout of result	N2,500.00 (N50.00) (per candidate)	No Time Line (anytime)
16	Chief Examiners' Report	NECO TSA Account	N1,000.00 (N50.00)	No Time Line (anytime)
17	Result checker (Scratch card)	NECO TSA Account	N500.00	Instant
18	Collection of Statement of Result (result slip) for SSCE (External)	NECO TSA Account/photo card/current ID card/Police extract, court affidavit (in the absence of photo card)	N1,000.00 (N50.00)	Instant
19	Collection of original Certificate for SSCE (External)	NECO TSA Account	N100.00	Instant
20	Marking exercise (BECE & SSCE) (for Internal and External)	NECO TSA Account	Based on Number of scripts marked, subject fee and other conditions	On completion of the Exercise
21	Remarking of scripts (if any complains) BECE	NECO TSA Account	N5,000.00 (N50.00)	Anytime as the need arises
22	Remarking of Scripts (if any complain) SSCE	NECO TSA Account	N7,500.00 (N50.00)	Anytime as the need arises
23	Consultancy Services	NECO TSA Account (negotiable)	Determined by the service to be rendered	As agreed by the parties
24	Late submission of CA/Validation list	NECO TSA Account	N20,000.00 (N50.00)	End of BECE/SSCE (Internal)
25	Photo Album	NECO TSA Account	N1,350.00 (N50.00)	Instant

26	Unviable centres for BECE	NECO TSA Account/for registration below 20 candidates	N10,000.00 (N50.00)	Instant
27	Unviable centres for SSCE	NECO TSA Account/for registration below 20 candidates	N40,000.00 (N50.00)	Instant
28	SSCE Late registration	NECO TSA Account	N1,000.00 (N50.00)	End of SSCE
29	Biometrics Machine	NECO registered Cyber Cafe	N30,000.00	Instant
30	Correction and Reprint of Certificate	NECO TSA Account/incorrect Certificate/Letter of request	N10,000.00 (N50.00)	Anytime as the need arises
31	Change of School name	NECO TSA Account/Letter of request/approval from State MOE	N10,000.00 (N50.00)	Anytime as the need arises
32	Staff ID card	NECO TSA Account	N500.00	Instant
33	Walk-in Candidate SSCE External	NECO TSA Account	N15,000.00 (N50.00)	At the close of Registration
34	Walk-in Candidate NCEE External	NECO TSA Account	N15,000.00 (N50.00)	At the close of Registration